

Pyle Professional Recording and Broadcasting Microphone User Manual

[Home](#) » [Pyle](#) » Pyle Professional Recording and Broadcasting Microphone User Manual 

Contents

- [1 Pyle Professional Recording and Broadcasting Microphone](#)
- [2 USAGE](#)
- [3 FREQUENCY RESPONSE GRAPH](#)
- [4 Features:](#)
- [5 What's in the Box:](#)
- [6 Technical Specs:](#)
- [7 Documents / Resources](#)
 - [7.1 References](#)
- [8 Related Posts](#)

PYLE

Pyle Professional Recording and Broadcasting Microphone



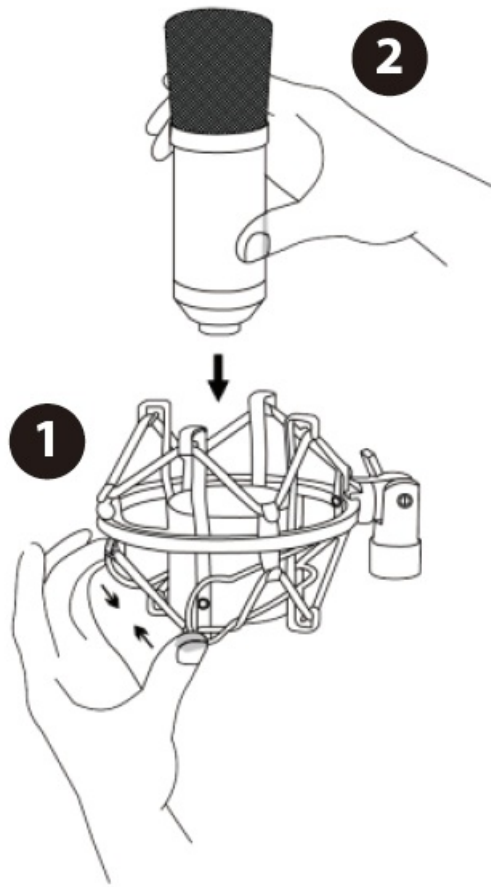
Condenser Microphone Studio Sound Vocal Recording, Broadcast and Studio Shock Mount Radio Microphone

This is a professional condenser microphone, which adopts the exacting complete electronic circuit control and gold-plate diaphragm capsule, the microphone with a good cardioids polar pickup pattern, high output, low self-noise, and the accurate reproduction of even the most subtle sound, suitable especially for studios, recording studios, broadcasting stations, stage performances and computer. Absolutely fulfil the requirement of high quality for broadcasting and recording.

Remark:

There have slight current sound before turn on the sound before turn on the switch during using 48V phantom power supply.

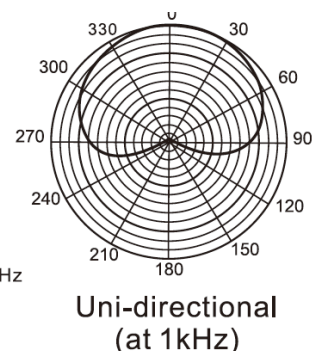
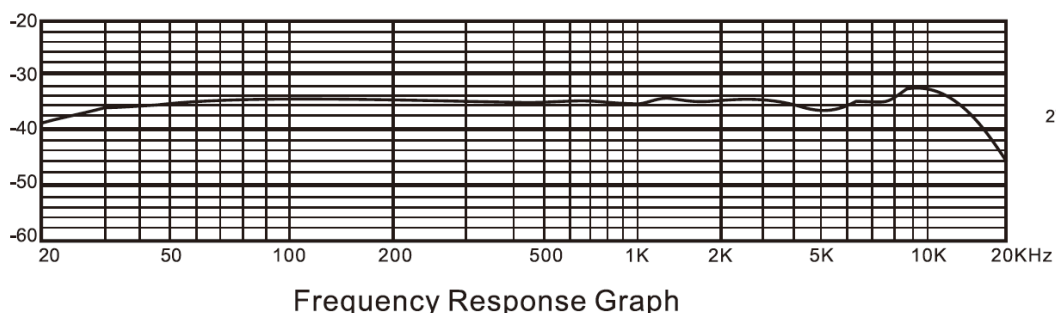
USAGE



The supporting shelf installation method

1. Turn ON your amplifier or mixing board and set the volume control to minimum position. To connect the phantom power to the microphone turning on the phantom switch, accommodate the volume control from low to high so obtained effect to your moderate level for protected the sauna from pounding.
2. If the head of the microphone is covered by hand or brought close to the speaker, a howling sound may be generated. To prevent this, first decrease the volume, then place the microphone so that it is not pointed to the speaker and there is a sufficient distance between the microphone and speaker.
3. The sensitivity of cartridge is very fine, Don't drop, hit or apply strong shock to it.
4. To maintain the sensitivity and quality of sound reproducing, avoid exposing it to moisture and extreme temperatures.

FREQUENCY RESPONSE GRAPH



PDMIC71

Professional Recording & Broadcasting Microphone Condenser Microphone Studio Sound Vocal Recording,

Features:

- Condenser Microphone Studio Sound Vocal Recording Microphone
- With a Shock Mount, Featuring an Angle Adjustment with Locking Knob
- Tailored Frequency Response Provides Vocal Intelligibility and Crispness
- Uni-Directional Microphone Pattern, Minimize the Surrounding Noise
- Anti-Wind Foam Cap, Protect Microphone and Well Pick Up Sound
- Small Condenser Microphone Element for Warm, Rich Recordings
- Smooth, Extended Frequency Response is Excellent for Singing, Speech, and Instruments
- Overload-Protection Switch, Minimize Distortion from Loud Sound Sources
- Ideal for Radio Broadcasting Studio, Voice-Over Sound Studio, Recording, etc.
- Quick and Reliable Microphone Placement with Handheld Microphone Clip
- Universal Mounting Clamp: Attaches to Tables, Desks, Shelves, Counters, etc.
- It can be Widely Used in Home Network Microphone, Dynamic Microphone, Condenser Mic, Recording Studios and Radio Stations and other occasions.

What's in the Box:

- Condenser Microphone
- Microphone Shock Mount
- 2.5 meters XLR-3.5mm cable
- Foam Cap

Technical Specs:

- Material: Aluminum Alloy Metal
- Element: 16mm diaphragm condenser
- Polar Pattern: Uni-directional
- Frequency Response: 50Hz-20 KHz
- Sensitivity: -34dB±3dB (0dB=1V/Pa at 1 KHz)
- Output Impedance: 250±30% (at 1 KHz)
- Load Impedance: >1000Ω
- Equivalent Noise Level: 16dBA
- Max. SPL: 120dB (at 1 KHz ~1% T.H.D)
- S/N Ratio: 66dB
- Electrical Current: 3mA
- Net Weight: 0.76lbs. (346g)
- Body Dimension: 1.89" x 6.10" –inches

Questions? Issues?


We are here to help!

Phone: (1) 718-535-1800 Email: support@pyleusa.com



This product can expose you to a chemical or group of chemicals, which may include "Lead(Pb)" which is known in the state of California to cause cancer, birth defects, or other reproductive harm. For more info, go to <https://www.p65warnings.ca.gov/>.

Documents / Resources

	Pyle Professional Recording and Broadcasting Microphone [pdf] User Manual Professional Recording and Broadcasting Microphone
---	--

References

- [P Pyle USA Electronics | Home Audio | Car Audio & More](#)
- [p65warnings.ca.gov/](https://www.p65warnings.ca.gov/)

Manuals+.