



PYLE PPHP122SM Bluetooth PA Speaker and Microphone System User Guide

[Home](#) » [Pyle](#) » PYLE PPHP122SM Bluetooth PA Speaker and Microphone System User Guide 

PYLE®

PPHP122SM – PPHP152SM
Bluetooth PA Speaker & Microphone System
USER GUIDE



PPHP122SM
12" Subwoofer, 800 Watt MAX



PPHP152SM
15" Subwoofer, 1200 Watt MAX

PPHP122SM Bluetooth PA Speaker and Microphone System

Visit Our Website



SCAN ME
PyleUSA.com

READ ALL INSTRUCTIONS CAREFULLY BEFORE USING THIS PRODUCT.
RETAIN THIS OWNER'S MANUAL FOR FUTURE REFERENCE.

MODEL	PPHP122SM	PPHP152SM
Power Output	800 Watt MAX	1200 Watt MAX
Speaker Stand Height	3.2' ft.	3.7' ft.
Sound System	12" Subwoofer, 1" Tweeter	15" Subwoofer, 1" Tweeter
Total Speaker Size (L x W x H)	13.5" x 11.6" x 21.3" -inches	16.9" x 14.2" x 26.3" -inches

Features:

- Portable PA Speaker System
- High-Powered Loudspeaker Design
- Wired Microphone for Home Karaoke Style Fun
- Wireless BT Music Streaming Ability
- Multi-Color Flashing LED Party Lights
- FM Radio with Digital LCD Display
- Built-in Rechargeable Battery
- Ported Enclosure for Extended Bass
- Full Range Stereo Sound Reproduction
- Sleek & Stylish Speaker Cabinet Housing
- Connect & Stream Audio from External Devices
- MP3 Audio File Playback
- USB Flash Memory Reader
- Micro SD Memory Card Reader
- Aux (3.5mm) Input Jack
- 1/4" (6.5mm) Microphone Input
- Low Battery Level LED Indicator Light
- Rugged & Durable Molded Cabinet Design
- Convenient Rolling Wheels & Extending Carry Handle
- Used for Public Gatherings, Crowd Control, Karaoke Vocals, Stage Performances
- For Indoor/Outdoor Use

What's in the Box:

- PA Speaker System
- Speaker Stand
- Wired Microphone
- Remote Control
- Power Adapter

Bluetooth Wireless Streaming:

- Built-in Bluetooth Receiver for Wireless Music Streaming
- Works with All of Today's Latest Devices (Smartphones, Tablets, Laptops, Computers, etc.)
- Bluetooth Wireless Network Name: PYLEUSA
- Bluetooth Version: 5.0
- Wireless Range: Up to 32' ft.

Technical Specs:

- Wired Mic Cable Length: 9.8' ft.
- Speaker Stand Height: 3.2' ft.
- Impedance: 4 Ohm
- Frequency Response: 55-20kHz
- S/N Ratio: 60dB +/-3dB
- SPL: 94dB (1W/M)
- T.H.D.: <1%
- USB Interface Type: 2.0
- Digital Audio File Support: MP3
- Maximum USB Flash Support: 32GB
- Mic Nominal Current Drain: < 100mAh
- Construction Material: Polypropylene (PP)
- Battery Life: Up to 2+ Hours
- Battery Operated Remote: (1) x CR-2025 Button Cell, Included
- PA Speaker Battery Type: 7.4V Li-ion – 1800mAh
- Speaker Power Supply: 120/240V, Adapter (9V)

California Prop 65 Warning



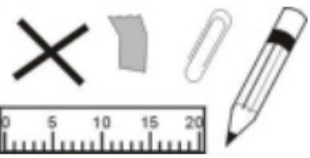







WARNING:

This product contains Lead and lead compounds which is known to the state of California to cause cancer birth defects and other reproductive harm. Do not ingest.

For more info go to: www.P65warnings.ca.gov

WARNING

	<p>1. DO NOT place objects on top of the device, as they may scratch the surface.</p>
	<p>2. DO NOT expose the device to dirty or dusty environments.</p>
	<p>3. DO NOT insert any foreign objects into the device.</p>
	<p>4. DO NOT expose the device to strong magnetic or electrical fields.</p>
	<p>5. DO NOT use the device in the rain</p>
	<p>6. Check with your local authority or retailer for proper disposal of electronic products.</p>
	<p>7. DO NOT disassemble the device. Only a certified service technician should perform repairs.</p>
	<p>8. The device has apertures to disperse heat. DO NOT block the ventilation openings; doing so may cause the device to overheat and malfunction.</p>

Warning: Improper operation may cause personal injury, which could be fatal, and may also result in property damage.

Precautions Before Use

- Remove all packaging materials before using the device.
- Place the speaker on a stable surface or securely mount it on the stand.
- Check that all cables and connections are secure and undamaged.
- Fully charge the device before first use for best performance.
- Keep the device away from water, moisture, and heat.
- Avoid pointing the microphone at the speaker to prevent noise feedback.
- Start with a low volume and adjust gradually.
- Review the control panel and remote functions before use.

CONTROL BOARD FUNCTIONS

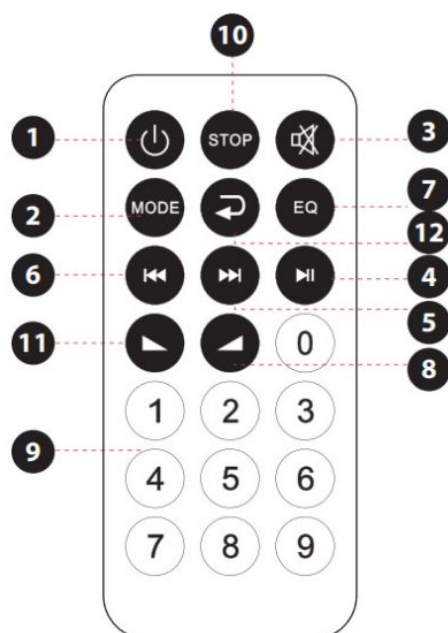


1. USB Control board
2. USB and MICRO SD Memory Card input jack
3. Master volume control knob
4. 3.5MM AUX input jack
5. Power switch for LED light
6. Power ON/OFF switch
7. Echo volume control knob
8. Microphone volume control knob
9. Charge LED indicator:
 - Red light indicates charging mode
 - Blue light indicates fully charged
10. DC 9V input jack
11. 6.5MM microphone input jack

REMOTE CONTROL FUNCTIONS

1. Standby button
2. Input selector (AUX/FM/BT/USB)
3. Mute button
4. Play/Stop button (MP3 mode)/Scan function (FM mode)
5. Next song (USB/Micro SD mode)/Next channel (FM mode)

6. Previous song (USB/Micro SD mode)/Previous channel (FM mode)
7. EQ effect (MP3 mode)
8. Increase speaker volume
9. Direct song selection (MP3 mode)
10. Stop button
11. Decrease music volume
12. Repeat song (USB/Micro SD mode)



TROUBLESHOOTING

Issue	Possible Cause	Solution
No sound	1. No input sound source. 2. Volume is too low.	1. Connect a sound source. 2. Adjust the volume.
Distorted Sound	1. Volume is too high. 2. Speaker may be damaged	1. Lower the volume. 2. Repair or replace the speaker if damaged.
Karaoke does not work	1. Microphone plug is not fully inserted. 2. Microphone switch is off. 3. Microphone volume knob is turned down.	1. Plug the microphone securely into the socket. 2. Turn on the microphone switch. 3. Adjust the microphone volume.
MP3 does not play	1. Audio format on the USB drive is incorrect. 2. Improper operation has caused a process error. 3. USB drive is disconnected.	1. Convert the audio files to MP3 format. 2. Restart the device. 3. Reinsert the USB drive properly.

Cleaning, Maintenance, and Storage Guide

Cleaning:

1. Ensure the device is powered off and unplugged from any power source before cleaning.
2. Use a soft, dry cloth to wipe the exterior surfaces of the device. For stubborn dirt, slightly dampen the cloth with

water or a mild cleaning solution.

3. Avoid using abrasive cleaners, solvents, or sprays, as they may damage the device's finish or components.
4. Clean the input jacks and ventilation openings gently with a soft brush or compressed air to remove dust or debris.

Maintenance:

1. Check all cables and connectors regularly for signs of wear or damage.
Replace any damaged parts immediately.
2. Keep the device in a well-ventilated area during use to prevent overheating.
3. Charge the battery fully before storing the device for an extended period.
Recharge it periodically (every 2-3 months) to maintain battery health.
4. Inspect the speaker stand for stability and tighten screws or bolts as needed to ensure safety during use.

Storage:

1. Store the device in a cool, dry place away from direct sunlight, moisture, and extreme temperatures.
2. Detach the microphone, speaker stand, and any cables, and store them neatly to avoid tangling or damage.
3. Cover the device with a protective cloth or store it in its original packaging to prevent dust accumulation.
4. Avoid placing heavy objects on top of the device during storage.

Register Product

Thank you for choosing PyleUSA. By registering your product, you ensure that you receive the full benefits of our exclusive warranty and personalized customer support. Complete the form to access expert support and to keep your PyleUSA purchase in perfect condition.

Start Here



Model Number:
PPHP122SM

PyleUSA.com/pages/register

PYLE®

PyleUSA.com



Questions or Comments?

We are here to help!

Phone: 1.718.535.1800

PyleUSA.com/ContactUs

www.PyleUSA.com

Documents / Resources



[PYLE PPHP122SM Bluetooth PA Speaker and Microphone System](#) [pdf] User Guide
PPHP122SM, PPHP152SM, PPHP122SM Bluetooth PA Speaker and Microphone System, Bluetooth PA Speaker and Microphone System, PA Speaker and Microphone System, Microphone System, System

References

- [🌐 P65warnings.ca.gov](https://www.p65warnings.ca.gov/)
- [User Manual](#)

[Manuals+](#), [Privacy Policy](#)

This website is an independent publication and is neither affiliated with nor endorsed by any of the trademark owners. The "Bluetooth®" word mark and logos are registered trademarks owned by Bluetooth SIG, Inc. The "Wi-Fi®" word mark and logos are registered trademarks owned by the Wi-Fi Alliance. Any use of these marks on this website does not imply any affiliation with or endorsement.