



# PYLE PLMRBT20 Amplified Wireless BT Audio Controller User Guide

[Home](#) » [Pyle](#) » PYLE PLMRBT20 Amplified Wireless BT Audio Controller User Guide 

## Contents

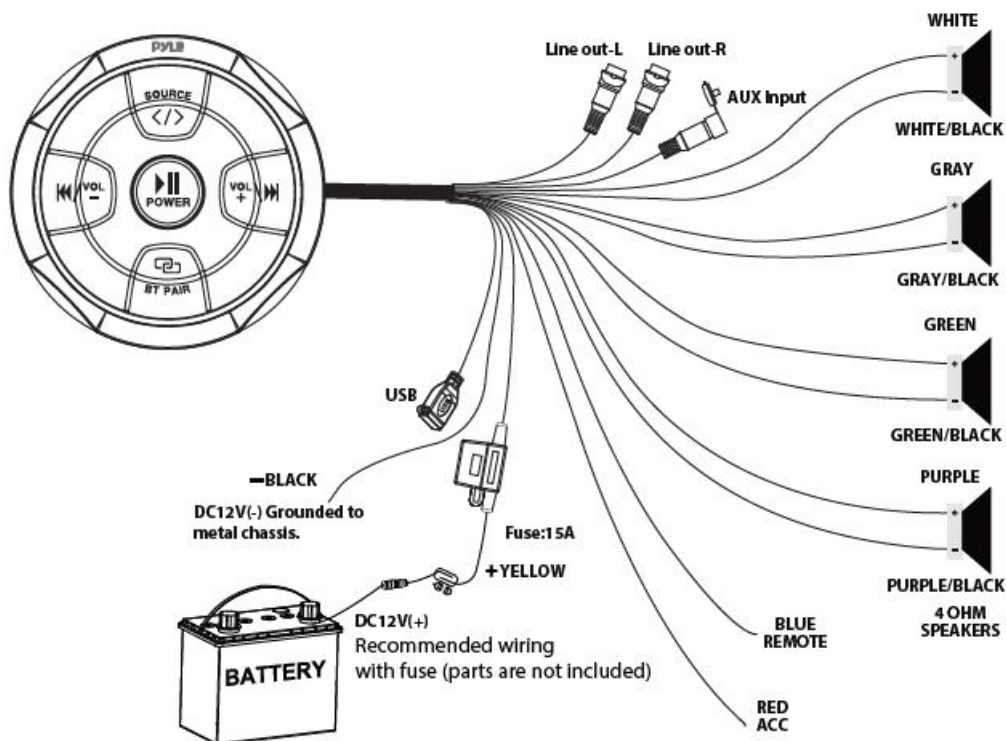
- 1 PYLE PLMRBT20 Amplified Wireless BT Audio Controller
- 2 WIRE DIAGRAM
- 3 WIRELESS BT PAIRING AND CONNECTION
- 4 AUTO RECONNECTION
- 5 PLAYING MUSIC
- 6 INSTALLATION °SEAMLESS FLUSH MOUNT
- 7 FEATURES
- 8 WIRELESS BT MUSIC STREAMING:
- 9 WHAT'S IN THE BOX
- 10 TECHNICAL SPECS
- 11 Documents / Resources
  - 11.1 References
- 12 Related Posts

# PYLE

**PYLE PLMRBT20 Amplified Wireless BT Audio Controller**



## WIRE DIAGRAM



## Wire Color

- Yellow Battery (+), 12dc
- Black Battery (-), Ground
- Red ACC
- Blue REMOTE
- White CH1 (+)
- White/Black CH1 (-)
- Gray CH2 (+)
- Gray/Black CH2 (-)
- Green CH3 (+)
- Green/Black CH3 (-)

- Purple CH4 (+)
- Purple/Black CH4 (-)

## **WIRELESS BT PAIRING AND CONNECTION**

Power: Press and hold the power button to power ON/OFF.

### **Wireless BT Streaming Connection:**

- Ensure BT ability is activated, then search for the PLMRBT20 from your BT-enabled device. The light will turn blue and blinks while waiting for BT connection.
- The PLMRBT20 BT Network Name will appear as “PyleUSA” (No password is required for connecting).
- When the BT is connected, the light will turn blue and stops blinking.
- Input mode indicator: Blue light for BT, red light for AUX In, and purple light for USB.

### **AUX IN**

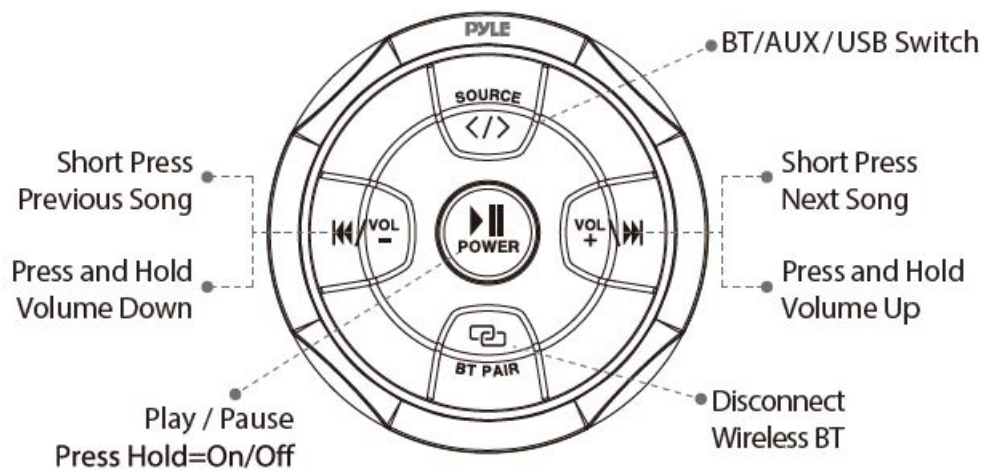
Short press to switch BT mode/Aux-in /USB mode.

## **AUTO RECONNECTION**

- When the device is out of the BT range, BT will be disconnected automatically, the light turns blue while blinking.
- BT will automatically reconnect when detected in range again in 10 minutes.
- Disconnected BT after 10 minutes, you need to process BT connection steps (above) to reconnect BT again.
- If the other device occupied the BT during this period (10mins), you need to process BT connection steps (above).
- If there is no connection during this period (10mins), it will turn to standby mode.

## **PLAYING MUSIC**

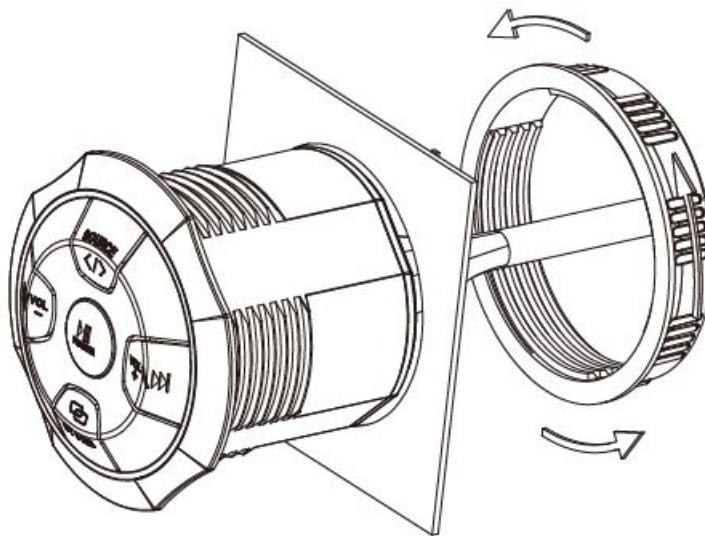
1. Press and hold for 3 seconds to Power ON or OFF.
2. Short press to play music or pause.
3. Short press to switch BT mode/Aux-in /USB mode
4. Short press for next track, press and hold for volume up.
5. short press down. or previous track, press and hold for volume
6. Press and hold to disconnect BT.



## INSTALLATION °SEAMLESS FLUSH MOUNT

### Size:

- 96mm/3.8" (Out Diameter)
- 76mm/3.0" (Cutout Diameter)
- 93mm/3.7" (Depth)



## FEATURES

- Universal Mount Wireless BT Streaming Control Unit
- Built-in Wireless BT Audio Receiver
- Waterproof-Rated Marine Grade Construction
- Water-Resistant & Weatherproof Design
- 4-Channel Amplifier Style
- Connect & Stream Audio from Additional External Devices
- Aux (3.5mm) Input connector Jack /USB Port
- Full Range Stereo Sound Reproduction
- Integrated Power Wiring Harness
- Pre-Amp RCA Out to Any OEM/Factory-Made Mono-Block/Full-Range Amplifier

- Flush Mount Mounting Kit Included
- Universal Vehicle Mounting
- Can be In-Console Flush Mount
- Anti-Thump Turn-On
- Soft Turn On / Off
- Overload & Power Protection Circuitry
- Used for Car, Truck, ATV, UTV, 4x4, Boat, Marine Watercraft, Power Sport Vehicles
- USB Charging (2A)

## **WIRELESS BT MUSIC STREAMING:**

- Simple & Hassle-Free Pairing
- Instant Wireless Audio Streaming Receiver
- Works with All of Today's Latest Devices Smartphones, Tablets, Laptops, Computers, etc.
- Wireless BT Version: 5.0
- Wireless BT Network Name: 'PyleUSA'
- Wireless Range: 30'+ ft.

## **WHAT'S IN THE BOX**

- Wireless BT Control Unit
- Audio Connection Cable, 3.5mm

## **TECHNICAL SPECS**

- Power Output: 300 Watt MAX
- 4 x 35 Watts RMS @ 4 Ohm
- 4 x 75 Watts MAX @ 4 Ohm
- Marine Grade Waterproof Rating: IP-65
- Amplifier Type: Class-D
- T.H.D: 0.1%
- S/N Ratio: > 95 dB
- Channel Separation: > 65 dB
- Frequency Response: 10 – 40kHz
- Fuse: 15A
- Cut-Out Diameter: 3" –inches
- Mounting Depth: 3.7" –inches
- Power: DC 12V
- Total Unit Dimensions (L x W x H): 3.8" x 3.8" x 4.17" –inches (Flush Mount)

## **Questions? Issues?**

We are here to help! Phone: (1) 718-535-1800 Email: [support@pyleusa.com](mailto:support@pyleusa.com)

## **Documents / Resources**



**[PYLE PLMRBT20 Amplified Wireless BT Audio Controller](#) [pdf] User Guide**  
PLMRBT20, Amplified Wireless BT Audio Controller

**References**

- **[P Pyle USA Electronics | Home Audio | Car Audio & More](#)**