



PYLE PHCD22 Portable CD Player Bluetooth Boombox Speaker User Guide

[Home](#) » [Pyle](#) » PYLE PHCD22 Portable CD Player Bluetooth Boombox Speaker User Guide 

Contents

- [1 PYLE PHCD22 Portable CD Player Bluetooth Boombox Speaker](#)
- [2 INSTRUCTIONS](#)
 - [2.1 Play from USB devices](#)
- [3 Control Definitions](#)
 - [3.1 Wireless BT Streaming Connectivity:](#)
- [4 Features:](#)
- [5 Documents / Resources](#)
 - [5.1 References](#)
- [6 Related Posts](#)

PYLE

PYLE PHCD22 Portable CD Player Bluetooth Boombox Speaker



INSTRUCTIONS

Please read these instructions carefully and retain for future reference.

Powering the Unit

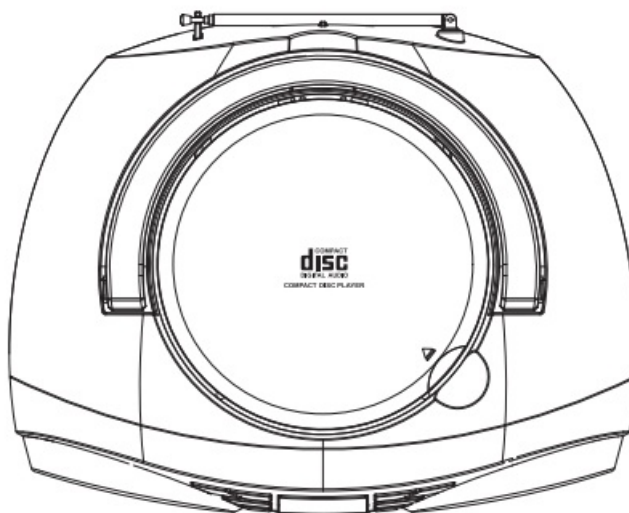
1. AC Power: Plug AC cord into a standard AC outlet (100-240V~50/60Hz).
2. Battery Power: Put UM-2 batteries, 4 pcs, not included.

Tuning the FM Radio

1. Under Standby mode, boot default FM, or adjust MODE to FM.
2. Extend the FM antenna to improve FM radio reception.
3. Press PREV or NEXT to jump to the previous or next available station, short press for plus or minus, press and hold for semi- automatic search plus or minus.

Playing a CD

1. Press , place a disc in the CD compartment and then close the compartment cover.
2. Adjust the Function to CD mode.
3. Press the Play/Pause Button to start playing the CD disc.



Using the Auxiliary Input

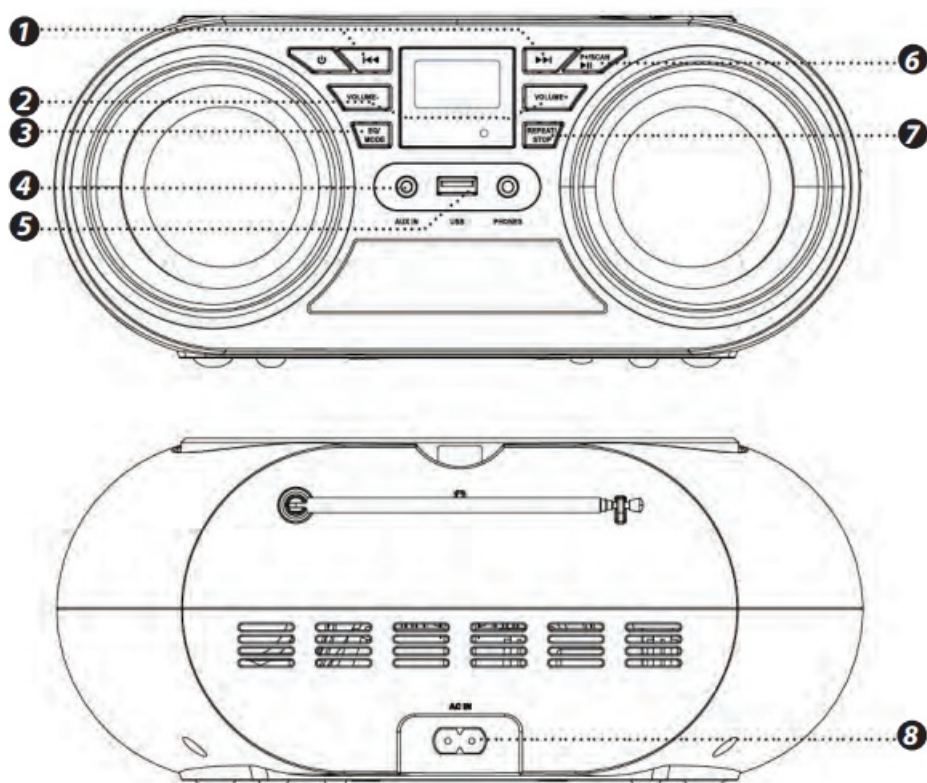
1. Connect a mini-phone 3.5mm cable to the auxiliary input on the unit and the audio output on a MP3 player.
2. Adjust the FUNC to AUX.
3. The Play/Pause Button will not work in Auxiliary mode.

Play from USB devices


Note: Make sure that the USB device contains playable audio content.


Plug the mass storage USB into the USB socket. Play starts automatically. PLAY/PAUSE  button

Control Definitions



- In Radio mode: Press and hold to adjust the Tuning dial to tune the radio to the desired frequency.
- CD/USB/BT mode:

1. Press the BACK button  to go back to the start of the previous song.

Press the NEXT button  to jump to the start of the next song.

2. VOLUME +/- Button: Press to increase or decrease the volume in CD/MP3/USB mode.

In FM mode: Short press to add radio frequency, press and hold for semi- automatic searching. Max U32 display.

3. EQ/MODE: Press and hold EQ/MODE key for FLAT/CLASS/JAZZ/ROCK/POP mutual change;

In Boot mode: Short press for Radio/CD/USB/AUX/BT mutual change.

4. AUX IN: Use the Auxiliary Input to connect an external audio source (MP3 player) on the unit.

5. USB Direct: Press mode key on unit or remote control to select USB mode, and put USB to playback music file.

6. PLAY/PAUSE/P+/SCA:

In CD/MP3/USB mode: Press PLAY/PAUSE BUTTON to start playing the CD. In Radio mode: Short press for channel search, Press and hold for Auto search.

7. STOP/REP/MEM

- In Radio mode: MEM function, Press to allocate a number from 1–20 to this radio station.
- In CD/USB mode: STOP/REP functions, During CD or USB playback, press to select a track you wish to repeat. Press and hold for 2 seconds to cancel the setting. This will not work in AUX/BT.

8. AC Power Input: Use the AC Power Input to connect the unit to an AC power source.

Wireless BT: Use the mode button on the unit or remote control to change the mode to Wireless BT. Access your devices BT settings and pair your device to the unit. When the correct mode has been selected, you can then use the backward, Play/pause and forward controls on the unit/remote control for music playback.

Wireless BT Streaming Connectivity:

- Hassle-Free Pairing, Simple Music Streaming
- Compatible with All of Today's Latest Wireless BT Devices (Smartphones, Tablets, Laptops, Computers, etc.)
- Wireless BT Version: 5.0V
- Wireless BT Network Name: 'PHCD22'
- Wireless BT Range: Up to 30.0' ft.

What's in the Box:

- CD player boombox
- AC/DC Power Cord

Features:

- Portable Top-loading CD player for Home
- FM Radio & Wireless BTConnection
- Built-in Digital FM Stereo Tuner
- Auto-search and 20 Stations Preset Memory
- USB Playback

- USB memory devices up to 64 GB (FAT/FAT32 format only)
- Auxiliary audio input (Type 3.5mm)
- White screen LED display
- Twin Stereo Speakers
- Big Volume Dial and FM Dial
- EQ Modes, AC/DC Operated
- 5 Modes: CD/USB/BT/AUX-IN/Radio Mode
- Top Loading CD Player
- Audio Input and Headphone Jack

Technical Specs:

- Power Output: 50 Watt MAX
- Speaker Type: Portable Radio Boombox
- Sound System: 3" speakers
- Impedance: 4 Ohm
- Frequency Response: 100-16kHz
- S/N Ratio: 58dB, +/-2dB
- SPL: 89dB (1W/M)
- T.H.D.: <1%
- USB Interface Type: Micro, 2.0
- Digital Audio File Support: MP3, WMA, WAV
- Battery Life: Up to 3+ Hours (with Lights Off)
- Maximum USB Support: Up to 32GB
- Power Supply: USB, DC 5V
- Total Speaker Size (L x W x H): 10.4" x 8" x 5" -inches

California Prop 65 Warning

WaRNING:

This product contains Nickel carbonate which is known to the state of California to cause cancer birth defects and other reproductive harm. Do not ingest. For more info go to: www.P65warnings.ca.gov

VISIT US ONLINE:

- Have a question?
- Need service or repair?
- Want to leave a comment?
- PyleUSA.com/ContactUs

Questions? Issues?

We are here to help!

Phone: (1) 718-535-1800

Email: support@pyleusa.com

Documents / Resources

	<p>PYLE PHCD22 Portable CD Player Bluetooth Boombox Speaker [pdf] User Guide PHCD22, Portable CD Player Bluetooth Boombox Speaker, PHCD22 Portable CD Player Bluetooth Boombox Speaker, CD Player Bluetooth Boombox Speaker, Bluetooth Boombox Speaker, Boombox Speaker, Speaker</p>
--	--

References

- [P Pyle USA Electronics | Home Audio | Car Audio & More](#)