



PYLE PBKST33 Desktop Wireless BT Bookshelf Speakers User Guide

[Home](#) » [Pyle](#) » PYLE PBKST33 Desktop Wireless BT Bookshelf Speakers User Guide 

Contents

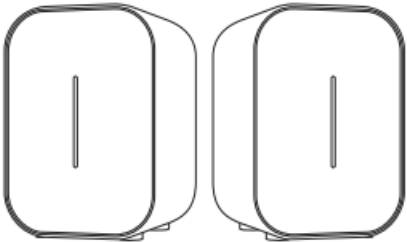





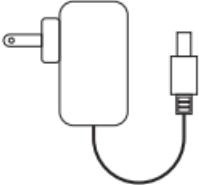
- [1 PYLE PBKST33 Desktop Wireless BT Bookshelf Speakers](#)
- [2 Box Contents](#)
- [3 LED Indicators and Button Introduction](#)
- [4 Know Your Remote](#)
- [5 Connection Diagram](#)
- [6 Connecting with a TV](#)
- [7 Connecting a Wireless BT Device](#)
- [8 Troubleshooting](#)
- [9 Specifications](#)
- [10 Documents / Resources](#)
 - [10.1 References](#)
- [11 Related Posts](#)

PYLE

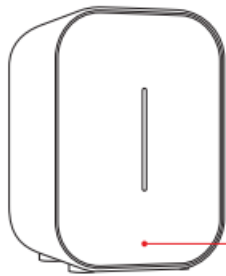
PYLE PBKST33 Desktop Wireless BT Bookshelf Speakers



Box Contents

 <p>Bookshelf Speaker</p>	 <p>Remote Control</p>	 <p>Quick Start</p>
 <p>RCA to RCA audio cable</p>	 <p>Stereo RCA to 3.5mm audio cable</p>	
 <p>Digital Optical cable</p>	 <p>Power Adapter</p>	

LED Indicators and Button Introduction



Active Speaker

LED Indicators



BT



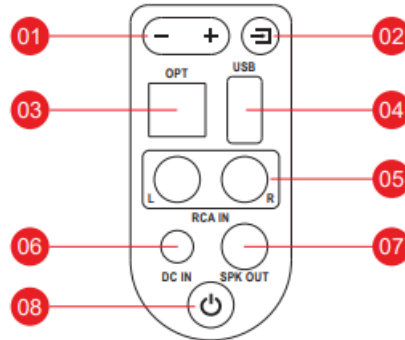
RCA



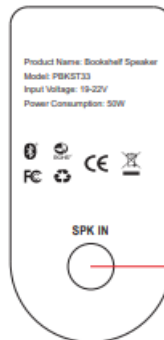
Optical



USB



Active Speaker



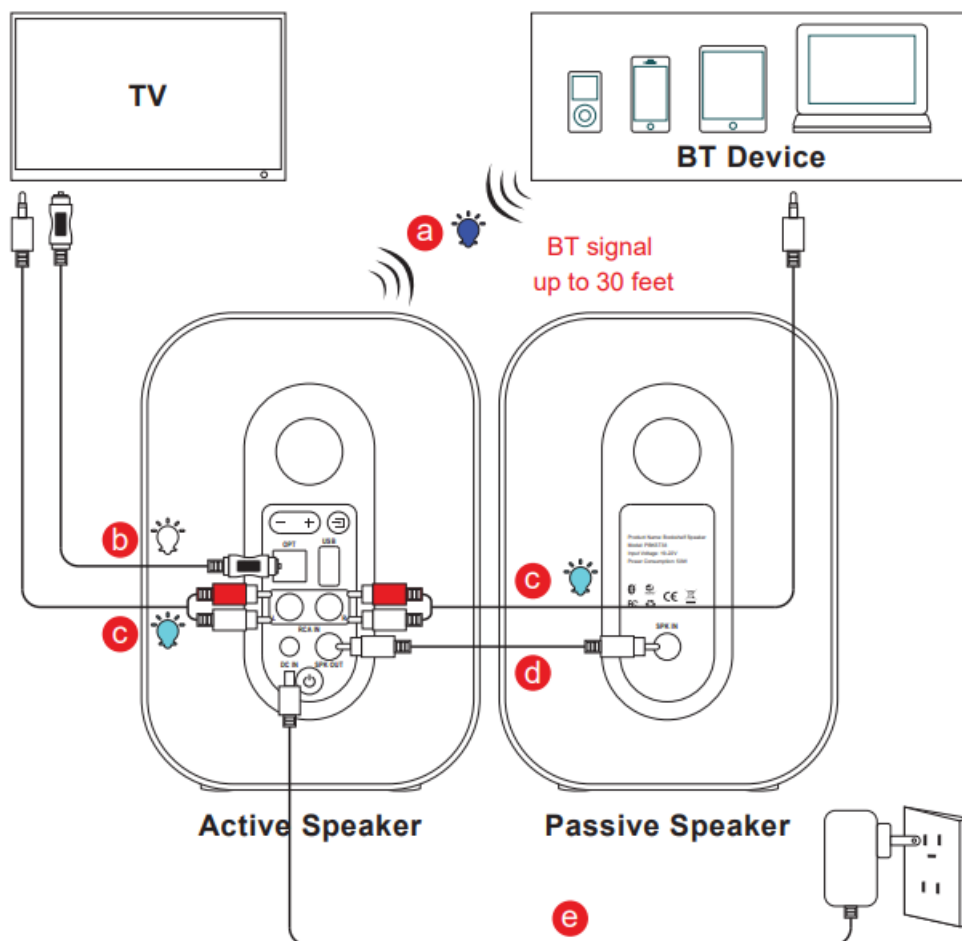
Passive Speaker

1. Volume control
2. Input selection
 - Press in to navigate between audio sources: BT -> Optical -> RCA -> USB
3. Optical input port
4. USB input port
5. RCA input port
6. Power port
7. Left speaker audio output
8. Power switch
9. Left speaker audio in

Know Your Remote

	Power button		Mute/Unmute
	Volume up		Volume down
	Previous track		Next track
	Play/pause		Increase or decrease treble
	Increase or decrease bass		Music mode
	Movie mode		Dialogue mode
	BT mode		Optical mode
	USB mode		Input selection
	Restore factory settings		

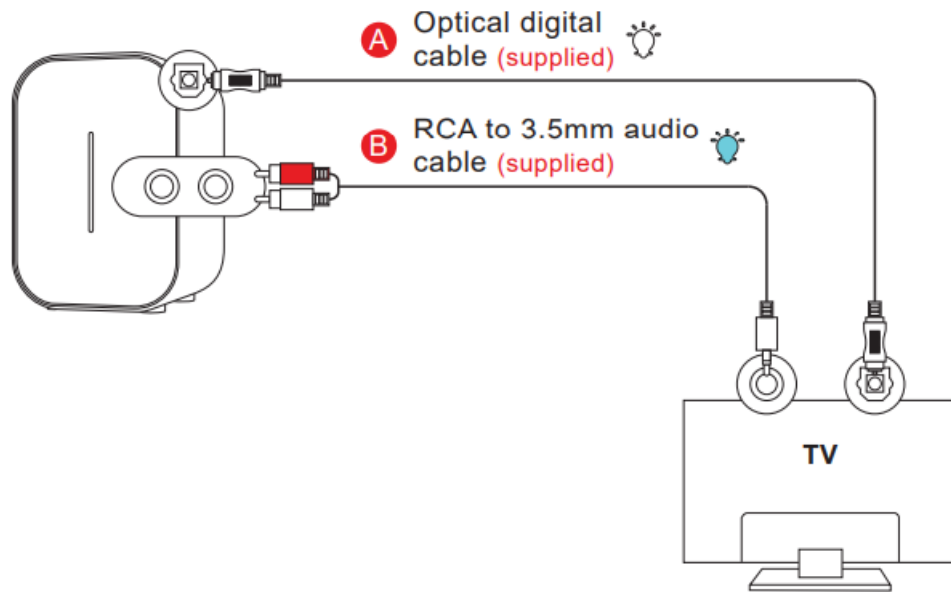
Connection Diagram



- **a** BT
- **b** Digital Optical cable (supplied)
- **c** Stereo RCA to 3.5mm audio cable (supplied)
- **d** RCA to RCA audio cable (supplied)
- **e** Power Adapter (supplied)

Connecting with a TV

Active Speaker



- **A Method 1.** Connecting using an Optical cable. Select Optical mode and set the TV's audio output to "PCM". (More information on PCM page)B
- **B Method 2.** Connecting using a RCA to 3.5mm audio cable. Select RCA mode.

Setting "PCM" on your TV

When all cables are connected properly, and LED indicator lights properly, if there is no sound from tv or Soundbar, please set your tv as below:

1. Press "Menu" on the TV's remote control.
2. Press the arrow keys on the remote to scroll to "Audio Settings."
3. Press "OK" on the remote control.
4. Scroll to "Advanced Audio" and press "OK". Some televisions may not have an "Advanced Audio" menu and may list various audio settings instead.
5. Scroll to "Audio Output Mode" or "Digital Audio Output Mode" and press "OK".
6. Scroll until "PCM" is displayed as the current audio output.
7. Press "OK" to save the settings.

Connecting a Wireless BT Device



- **a.** Press the "BT" button on the remote or press the " " button on back panel of the active speaker, the LED

indicator blinks blue.

- **b.** Turn on Wireless BT on the BT device.
- **c.** Select “PyleUSA” and connect it. When your BT device is connected, the LED indicator blinks blue slowly.
- **d.** Play music files from the device, connected via BT, through the bookshelf speaker.

Troubleshooting

No sound

- Check if the power indicator light is ON.
- Try to turn up the volume using either the master volume control or remote control.
- Ensure the audio cables are firmly connected and the input is set correctly on the speakers.
- Check if there is signal output from the audio source.

Cannot connect via Wireless BT

- Make sure the speaker is switched to BT input, in another audio input mode BT can not be paired or connected. Disconnect from any BT device by press and hold the volume dial in BT mode, then try again.
- Effective BT transmission range is 10 meters, make sure the operation is within the range.
- Try another BT device for connection.

The PBKST33 Bookshelf Speaker does not turn on

Check if mains power is connected or if the wall outlet is switched on.

Specifications

- **Power output:** L/R: 25W + 25W
- **Signal to noise ratio dB(A):** L/R: ≥80dB (A)
- **Input sensitivity:** RCA: R/L: 600±50mV/OPT: R/L: 500±50mVFS
- **Frequency response:** 45HZ-20KHZ
- **Bass unit:** 3 inch (76.2mm)
- **Tweeter unit:** 1 inch (25.4mm)

Questions? Comments?

We are here to help!

Phone: (1) 718-535-1800

Email: support@pyleusa.com

Documents / Resources



[PYLE PBKST33 Desktop Wireless BT Bookshelf Speakers](#) [pdf] User Guide
PBKST33 Desktop Wireless BT Bookshelf Speakers, PBKST33, Desktop Wireless BT Bookshelf Speakers, BT Bookshelf Speakers, Bookshelf Speakers, Speakers

References

-  [Pyle USA Electronics | Home Audio | Car Audio & More](#)

Manuals+