



## PYLE 6.5'' Wireless BT Portable PA Speaker PPHP634B User Manual

[Home](#) » [Pyle](#) » PYLE 6.5'' Wireless BT Portable PA Speaker PPHP634B User Manual 

**PYLE**

PyleUSA.com

**PPHP634B**

**6.5'' Wireless BT Portable PA Speaker  
Portable PA & Karaoke Party Audio Speaker  
with Built-in Rechargeable Battery, Flashing Party Lights,  
MP3/USB/ /FM Radio (240 Watt MAX)  
User Manual**



**WARNING**



1. **DO NOT** place objects on top of the device, as objects may scratch the device.



2. **DO NOT** expose the device to dirty or dusty environments.



3. **DO NOT** insert any foreign objects into the device.



4. **DO NOT** expose the device to a strong magnetic or electrical field.



5. **DO NOT** use the device in the rain



6. Please check with your Local Authority or retailer for proper disposal of electronic products.



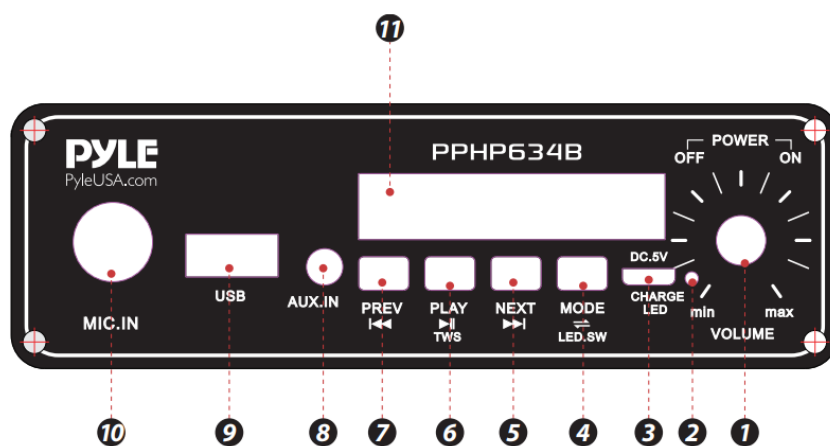
7. **DO NOT** disassemble the device. Only a certified service technician should perform the repair.



8. The device has apertures to disperse heat. **DO NOT** block the device ventilation, the device may become hot and malfunction as a result.

**The illegal operation may cause personal injury, which could be fatal and may cause damage to property.**

## CONTROL BOARD FUNCTIONS



1. Master volume control

2. Charge LED indicator

3. DC 5V input jack

4. Short press to choose input signal, press and hold to turn ON/OFF light

5. Next

6. Play/Pause/TWS function

7. Previous

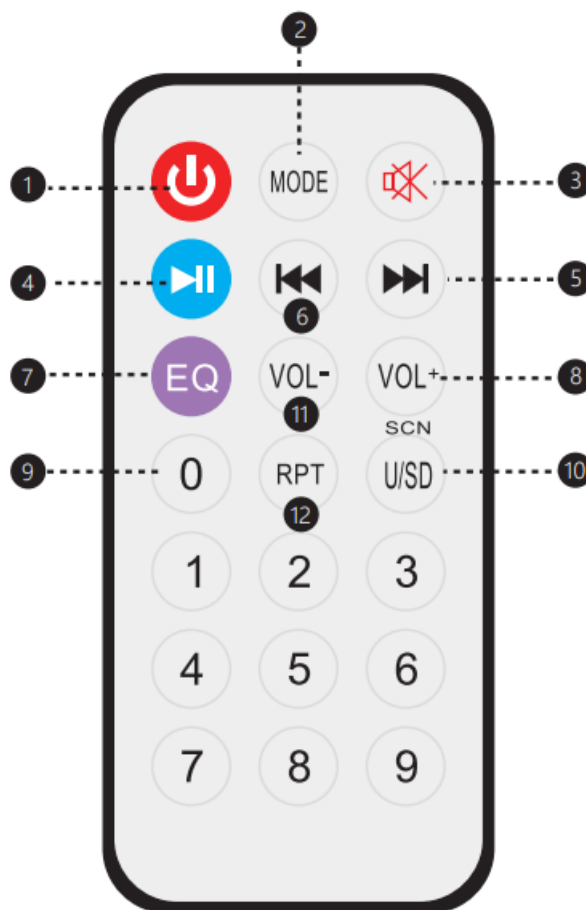
8. AUX input jack

9. USB input jack

10. Microphone input jack

11. Display screen

## REMOTE CONTROL FUNCTIONS



- |  |                                |
|--|--------------------------------|
| 1. Power: Used to turn on and off the MP3 player power | 6. Previous song on USB        |
| 2. MODE: Used to switch the AUX/USB/Wireless BT/Radio  | 7. EQ solution                 |
| 3. Mute button   | 8. Increase volume             |
| 4. Play/Stop button                                    | 9. Choose song number directly |
| 5. Next song on USB                                    | 10. Choose USB signal directly |
|  | 11. Decrease volume            |
|  | 12. Repeat the song            |



## TWS FUNCTION

**To increase the sound effect, our unit provides TWS function as follows:**

**Step-1:** Turn ON BT mode on your device and connect the machine.

**Step-2:** Press and hold each control board “TWS” button more than 3’s, and you will see “ON” on display, the unit will start to connect to the other unit automatically, now you can enjoy stereo sound, and adjusting one unit volume will affect the other unit.

**Remark:**

1. After connection, press and hold again one of the control board “TWS” buttons more than 3’s, you will see “OFF” on display, unit’s TWS dis-connection.

## TROUBLESHOOTING

<b>Fault</b>	<b>Possible Cause</b>	<b>Solution</b>
<b>No sound</b>	1. No input sound source. 2. Volume is too low.	1. Use a better music signal. 2. Adjust the volume.
<b>Distortion of sound</b>	1. Volume too high. 2. Speaker may be damaged	1. Turn down the volume. 2. If the speaker is damaged, repair or replace it.
<b>Karaoke does not work</b>	1. Microphone plug is not fully inserted. 2. Microphone switch is not on. 3. Microphone volume knob is at the lowest position.	1. Plug the microphone properly into the socket. 2. Turn on the microphone switch. 3. Adjust microphone volume property.
<b>MP3 does not play</b>	1. The audio format in the U disc is incorrect. 2. Improper operation has caused a processing disorder. 3. USB disc is disconnected.	1. Convert audio format into Mp3 format. 2. Reboot the machine. 3. Insert USB disc properly.

## Features:

- True Wireless Stereo System
- Portable Speaker System
- High-Powered PA Loud Speaker Style
- Wireless BT Music Streaming Ability
- Multi-Color Flashing LED Party Lights
- Built-in Rechargeable Battery
- FM Radio with Digital LED Display
- Connect & Stream Audio from External Devices
- Aux (3.5mm) Input Connector Jack
- USB Flash Memory Reader
- 6.5mm Microphone input
- Battery Level LED Indicator Lights
- Rugged & Durable Molded Cabinet Design
- Convenient Extendable Carry Handle
- For Indoor/Outdoor Use

## Wireless BT Streaming:

- Built-in BT for Wireless Music Streaming
- Simple & Hassle-Free Pairing

- Works with All of Today's Latest Devices
- Smartphones, Tablets, Laptops, Computers, etc.
- Wireless BT Version: 4.1
- Wireless BT Network Name: 'PYLEUSA'
- Wireless Range: Up to 32' ft.

What's in the Box:

- PA Speaker System
- Remote Control
- Power Adapter

### Technical Specs:

- Material: Polypropylene (PP)
- Max Power Output: 240 Watt Max
- Sound System: 6.5" -inch Subwoofer + 1" Tweeter
- Impedance: 2.6 Ohm
- Frequency Response: 50Hz-12KHz
- USB Interface Type: 2.0
- Digital Audio File Support: MP3
- Maximum USB Flash Support: 32GB
- Remote Control Battery Operated, 1 Piece Button Cell Battery CR-2025 (Included)
- Battery Life: Up to 2 Hours (Charge Time: Approx. 4Hours)
- Rechargeable Battery: 3.7V, 1800mAh – 6.66 Wh
- Power Supply: 120/240V, Switchable (5V/2A Power Adapter)
- Dimensions (L x W x H): 8.3" x 7.5" x 13.0" -inches



**WARNING:**

This product can expose you to a chemical or group of chemicals, which may include "Lead and lead compounds" which is known in the state of California to cause cancer, birth defects, or other reproductive harm. For more info, go to <https://www.p65warnings.ca.gov/>.

**PYLE**  
PyleUSA.com




### VISIT US ONLINE:

Have a question?  
Need service or repair?  
Want to leave a comment?  
**PyleUSA.com/ContactUs**

**Questions? Issues?**  
**We are here to help!**

**Phone:** (1) 718-535-1800  
**Email:** [support@pyleusa.com](mailto:support@pyleusa.com)

## Documents / Resources

	<p><a href="#">PYLE 6.5" Wireless BT Portable PA Speaker PPHP634B</a> [pdf] User Manual</p> <p>Wireless, BT, Portable, PA Speaker, PPHP634B, PYLE</p>
---	---

## References

- [P Pyle USA Electronics | Home Audio | Car Audio & More](#)
- [p65warnings.ca.gov/](https://p65warnings.ca.gov/)

Manuals+.