



PWAYTEK PW-HT248W Type C Wireless HDMI Transmitter and Receiver User Manual

[Home](#) » [PWAYTEK](#) » PWAYTEK PW-HT248W Type C Wireless HDMI Transmitter and Receiver User Manual 

PWAYTEK PW-HT248W Type C Wireless HDMI Transmitter and Receiver User Manual



Contents

- 1 [Safety instruction](#)
- 2 [Package list](#)
- 3 [Connection Steps](#)
- 4 [Matching setting](#)
- 5 [Interface specification](#)
- 6 [Warranty](#)
- 7 [Documents / Resources](#)
 - 7.1 [References](#)
- 8 [Related Posts](#)

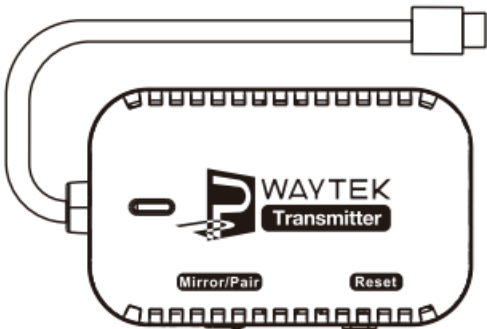
Safety instruction



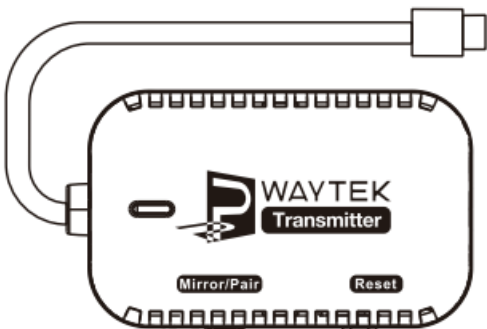
- Please do not disassemble this product by yourself because it doesn't including DIY function;
- Please keep the product away from water in case damaged, because it is not waterproof design;
- Please use dry cloth when clean the product surface;
- Please do not use this product in environments that are too humid or too hot;
- Please avoid contact with corrosive substances;
- When there is damage or other physical damage to the product, please stop using and contact with customer service to get support.

Package list

1. Wireless Transmitter 1 pcs



2. Wireless Receiver 1 pcs



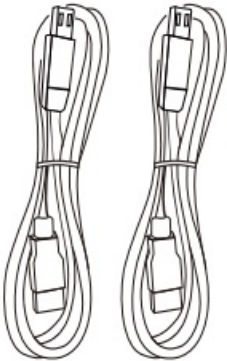
3. User Manual 1 pcs



4. Warranty Card 1 pcs



5. USB-A To Type-C Cable 2 pcs* TYPE-C version 1 pcs



Connection Steps

Install RX

1. Connect the receiver HDMI to the TV
2. Power up the receiver by USB cable
3. Put the receiver where it can be seen



Install TX

1. Connect the transmitter HDMI/TYPE-C to the signal source (laptop)
2. Power up the transmitter by the USB cable

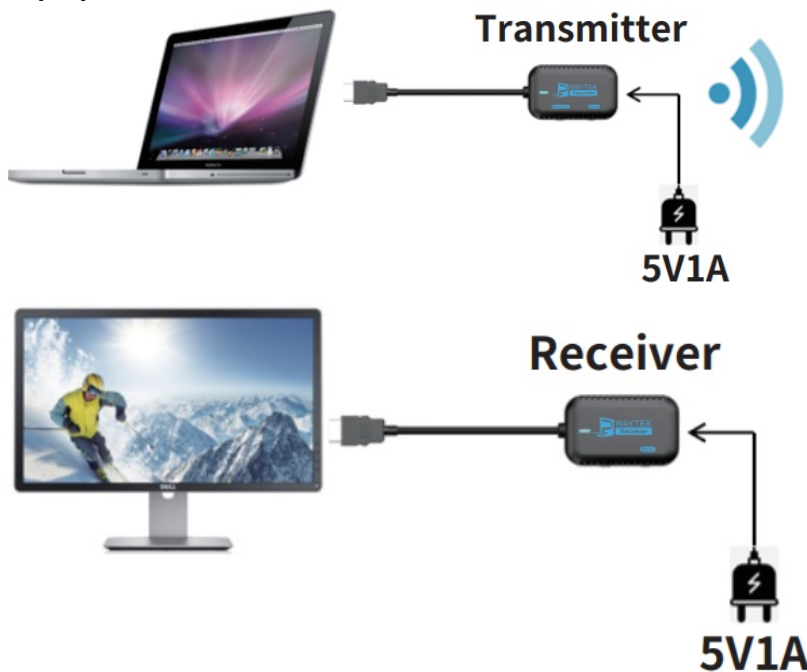


Status Display

1. After connecting and powering on, the LED light will flash quickly, and it will cast the screen after a few seconds



Laptop



Type-C Version No need external power supplies

Matching setting

When the Wireless HDMI Extender cannot match, please do the following.

1. Receiver

Press and hold the [Reset] button on the RX for 2 seconds, and [Ready to Pair] will appear on the screen.



2. Transmitter

Press the [Pair] button on the TX for 5 seconds, stop press after the LED light turns off, and then the light will flash.



3. Matching state

They will complete the match in a few seconds and then work normally.


Interface specification

Transmitter:

TYPE-C



HDMI



Receiver:
HDMI



Port name	Description
Mirror / Pairing	(1) Short press the button to stop or re-mirror(2) Hold down for 5 seconds to pair with the receiver
Transmitter Reset	Press and hold for 5 seconds to restore the original Settings of the transmitter
Receiver Reset	(1) Long press for 2 seconds: open the pairing mode of the receiver for pairing with the transmitter.

Specifications

Parameter		Description
Video	Standards	HDMI 1.3
	Resolution	1920*1080@60Hz 3D
	Maximum Pixel Clock	165MHz
	Maximum Data Rate	6.75Gbps
	Connector	HDMI-A/TYP E-C
	Impedance	100Ω
	Recommended Transmission Distance	≤30M,Best signal within 10m Possible lag at 10-30 m
	Frequency Band	5G
Other	Power Supply	DC 5V
	Power Dissipation	MAX 2W
	Temperature	Operating: -5°C ~ +70°C
	Humidity	Operating: 5% ~ 90%
	Dimension	65*41*19mm
	The Warranty	1 year free warranty

Warranty

Thank you for using this product. In order to protect your rights, please read the following protection terms carefully:

We provide 1 year warranty and lifetime maintenance after-sales service for this product. During the one-year

warranty period from the time of purchase, the company will provide customers with free maintenance services due to hardware failures caused by the quality of the product itself.

Please keep the user manual in a place where safety and easy to find so that you can read it immediately when needed.

Questions or Concerns?

Contact us

Shenzhen Pinwei Technology Co.,Ltd.

Email: service@pwaytek.com

Official Website : www.pwaytek.com

Address: 6/Floor, No.21, Tianxi Road, Longhua District, Shenzhen, Guangdong, China. ZIP:51

PWAYTEK

Documents / Resources

	PWAYTEK PW-HT248W Type C Wireless HDMI Transmitter and Receiver [pdf] User Manual PW-HT248W Type C Wireless HDMI Transmitter and Receiver, PW-HT248W, Type C Wireless HDMI Transmitter and Receiver, Wireless HDMI Transmitter and Receiver, HDMI Transmitter and Receiver, Transmitter and Receiver
---	--

References

- [User Manual](#)

[Manuals+](#), [Privacy Policy](#)

This website is an independent publication and is neither affiliated with nor endorsed by any of the trademark owners. The "Bluetooth®" word mark and logos are registered trademarks owned by Bluetooth SIG, Inc. The "Wi-Fi®" word mark and logos are registered trademarks owned by the Wi-Fi Alliance. Any use of these marks on this website does not imply any affiliation with or endorsement.