

PureTools

USB 3.2  
Gen1  
Display  
Link  
Converter



# PureLink PT-C-U3HD-DL USB 3.2 Gen1 DisplayLink Converter User Manual

[Home](#) » [PureLink](#) » PureLink PT-C-U3HD-DL USB 3.2 Gen1 DisplayLink Converter User Manual 

## Contents

- [1 PureLink PT-C-U3HD-DL USB 3.2 Gen1 DisplayLink Converter](#)
- [2 SAFETY PRECAUTIONS](#)
- [3 Product Introduction](#)
- [4 Features](#)
- [5 Specification](#)
- [6 After-Sales Service](#)
- [7 Documents / Resources](#)
  - [7.1 References](#)
- [8 Related Posts](#)

PureTools

## PureLink PT-C-U3HD-DL USB 3.2 Gen1 DisplayLink Converter



## Preface

Read this user manual carefully before using this product. Pictures shown in this manual are for reference only. Different model layouts and specifications are subject to physical product. This manual is for operation instructions only, not for any maintenance usage. In the constant effort to improve our product, we reserve the right to make changes in functions or parameters without prior notice or obligation.

## Trademarks

Product model and logo are trademarks. Any other trademarks mentioned in this manual are acknowledged as the properties of the trademark owner. No part of this publication may be copied or reproduced without prior written consent.

## FCC Statement

This equipment generates, uses and can radiate radio frequency energy and, if not installed and used in accordance with the instructions, may cause harmful interference in radio communications. It has been tested and found to comply with the limits for a Class B digital device, pursuant to part 15 of the FCC Rules. These limits are designed to provide reasonable protection against harmful interference in a commercial installation. Operation of this equipment in a residential area is likely to cause interference, in which case the user at their own expense will be required to take whatever measures may be necessary to correct the interference. Any changes or modifications not expressly approved by the manufacture would void the user's authority to operate the equipment.

- REACH | 1907/2006/EU
- ROHS | 2011/65/EU
- PureLink hereby declares that this product PureTools PT-C-U3HD-DL complies with Directives
- 1907/2006/EU und 2011/65/EU.
- EMC / LVD (Electro Magnetic Compatibility / Low Voltage Directive)
- PureLink GmbH hereby declares that this product PureTools PT-C-U3HD-DL complies with
- Directives 2014/30/EU and 2014/35/EU. The full text of the EU Declaration of Conformity is available at the following Internet address: [http://www.purelink.de/ce/4251364745830\\_CE.pdf](http://www.purelink.de/ce/4251364745830_CE.pdf)

## SAFETY PRECAUTIONS

To ensure the best from the product, please read all instructions carefully before using the device. Save this manual for further reference.

- Unpack the equipment carefully and save the original box and packing material for possible future shipment
- Follow basic safety precautions to reduce the risk of fire, electrical shock and injury to people.
- Do not dismantle the housing or modify the module. It may result in electrical shock or burn.
- Using supplies or parts not meeting the products' specifications may cause damage, deterioration or malfunction.
- Refer all servicing to qualified service personnel.
- To prevent fire or shock hazard, do not expose the unit to rain, moisture or install this product near water.
- Do not put any heavy items on the extension cable in case of extrusion.
- Do not remove the housing of the device as opening or removing housing may expose you to dangerous voltage or other hazards.
- Install the device in a place with fine ventilation to avoid damage caused by overheating.
- Keep the module away from liquids.
- Spillage in the housing may result in fire, electrical shock, or equipment damage. If an object or liquid falls or spills on to the housing, unplug the module immediately.

- Do not twist or pull by force ends of the optical cable. It can cause malfunctions.
- Do not use liquid or aerosol cleaners to clean this unit. Always unplug the power to the device before cleaning.
- Unplug the power cord when left unused for a long period of time.
- Information on disposal for scrapped devices: do not burn or mix with general household waste, please treat them as normal electrical waste.

## Product Introduction

Thanks for choosing PT-C-U3HD-DL; a 1×2 USB3.2Gen1 to Dual HDMI converter. Consisting of a USB-C/USB-A cabled input and two HDMI video outputs, supporting up to dual 4K60Hz video resolution through DL6950 Display Link chipset and fully compatible with most host devices with different operating systems including Windows, MacOS, ChromeOS and Android.

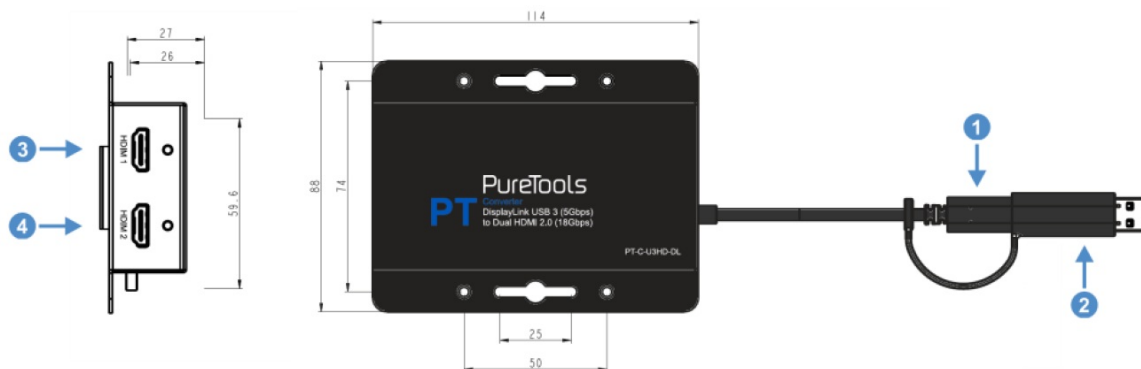
## Features

- 18Gbps, HDMI V2.0.
- Resolution up to 4K@60Hz 4:4:4.
- Supports any operating system that has a DisplayLink Driver
- Synaptics DL6950 core -Low latency pixel-perfect graphics with compression tuned for video content and high-quality graphics in uncompromised 4K/UHD video quality
- Enables dual screen MST mode on a Mac
- USB3.2 Gen1x1 USB-C input via integrated 30cm pigtail cable
- Legacy-support for older USB versions – USB-C to USB-A adapter with lanyard
- Mountable ProAV metal housing
- No additional power required.

## Package List


- 1x PT-C-U3HD-DL
- **Note:** Please contact your distributor immediately if any damage or defect to the components is found.

## Panel Description



No.	Name	Description
①	USB-C	Primary Input
②	USB-A adapter	Legacy-support USB-C to USB-A adapter with lanyard
③	HDMI 1	HDMI 2.0 output port
④	HDMI 2	HDMI 2.0 output port

## Driver Installation Required



To ensure proper functionality of this product, all operating systems must have the DisplayLink driver installed. The driver enables communication between the device and your computer, ensuring optimal performance and compatibility. You can download the latest DisplayLink driver from [www.displaylink.com](http://www.displaylink.com) or through your operating system's update service where supported.

## Video Connection

The maximum display numbers, resolutions and refresh rates may vary depending on the specifications and capabilities of your connected Desktop PC and monitors.

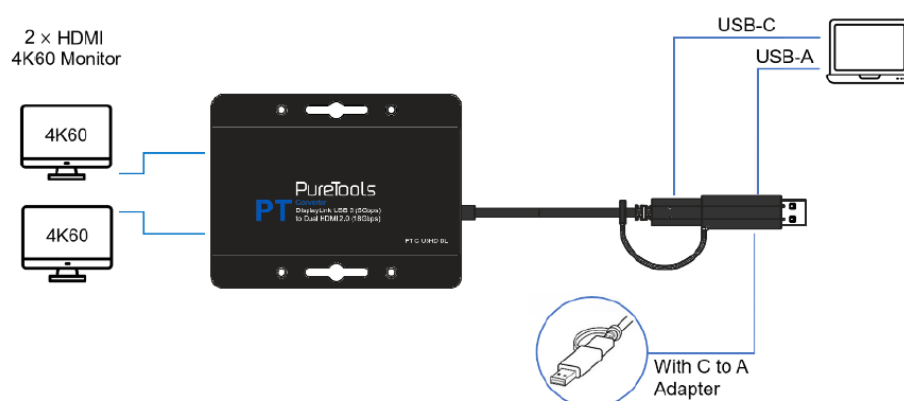
## Specification

Video	
Input	USB-C Male or USB-A Male
Upstream	Tethered USB-C/A cable
Input Bandwidth	5Gbps
Output	HDMI2.0
Output Connector	2x HDMI
Output Resolution	Up to 4K@60Hz 4:4:4
General	
Bandwidth	18Gbps
HDMI Standard	2.0
HDCP Version	Input: HDCP 2.2
Supported OS	Windows, macOS, ChromeOS, Android
Power Mode	Bus-powered
HDMI V2.0 Cable Length	4K@60Hz 4:4:4 ≤ 5m, 4K@30Hz 4:4:4 ≤ 10m, 1080P ≤ 15m
Operation Temperature	0°C to +40°C
Storage Temperature	-20°C to +70°C
Relative Humidity	10% to 90%, non-condensing
Dimension (W x H x D)	114mm x 88mm x 27mm
Housing material	Steel (SECC)
Net Weight	
Certification	CE, FCC

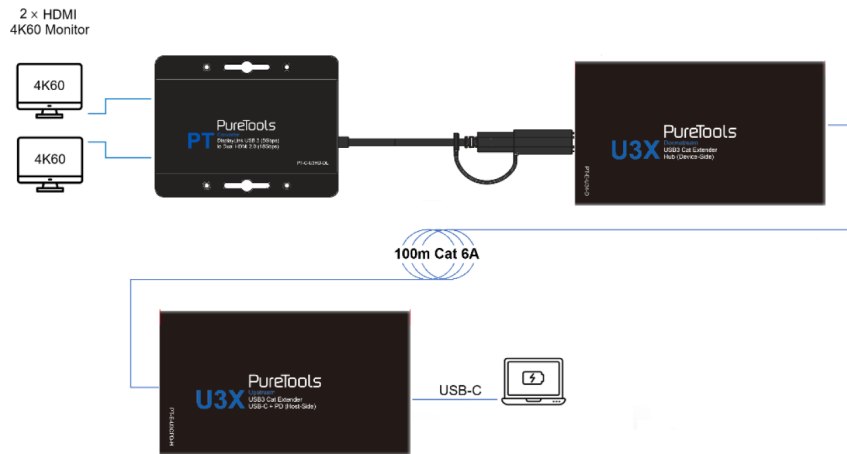
**Note:** Please use a high-qualified HDMI cable fully compliant with HDMI V2.0 for reliable transmission and connection.

### System Diagram

Local Laptop connection, or connection to an AV switch etc.



**Full Feature USB-C ext. over CAT using PT-E-U3CPD-H / PT-E-U34-D:**



For more details on our U3X USB3 extension product range, please contact a PureLink representative for more details.

## After-Sales Service

If there are some problems when running the product, please check and deal with the problems referring to this user manual. All transport costs are borne by the users during the warranty.

### 1. Product Limited Warranty:

This product will be free from defects in materials and workmanship for two years (The purchase invoice shall prevail). Proof of purchase in the form of a bill of sale or receipted invoice which is evidence that the unit is within the Warranty period must be presented to obtain a warranty service.

### 2. What does the warranty not cover (service available for a fee):

- Warranty expiration.
- Factory applied serial numbers have been altered or removed from the product.
- Damage, deterioration or malfunction caused by:
- Normal wear and tears.
- Use of supplies or parts not meeting our specifications.
- No certificate or invoice as proof of warranty.
- The product model shown on the warranty card does not match with the model of the product for repairing or having been altered.
- Damage caused by force majeure.
- Servicing not authorized by distributor.
- Any other causes which do not relate to a product defect.
- Delivery, installation or labor charges for installation or setup of the product.

### 3. Technical Support:

For any questions or problems, contact your distributor or reseller and tell them the respective product name and version, the detailed failure situation as well as the formation of the cases.

## Asking for Assistance

### Technical Support:

Phone: +49 5971 800299 – 0

Fax: +49 5971 800299 – 99

## Technical Support Hours:

8:30 AM to 5:00 PM Monday through Thursday

8:30 AM to 4:00 PM Friday

## Write to:

PureLink GmbH

Von-Liebig-Straße 10

D – 48432 Rheine

[www.purelink.de](http://www.purelink.de)

[info@purelink.de](mailto:info@purelink.de)

## Documents / Resources

	<p><a href="#">PureLink PT-C-U3HD-DL USB 3.2 Gen1 DisplayLink Converter</a> [pdf] User Manual PT-C-U3HD-DL, PT-C-U3HD-DL USB 3.2 Gen1 DisplayLink Converter, PT-C-U3HD-DL, USB 3.2 Gen1 DisplayLink Converter, DisplayLink Converter, Converter</p>
---	---

## References

- [DisplayLink Graphics | Synaptics](#)
- [DisplayLink Graphics | Synaptics](#)
- [PU PureLink | Deutsch](#)
- [User Manual](#)

### Manuals+, [Privacy Policy](#)

This website is an independent publication and is neither affiliated with nor endorsed by any of the trademark owners. The "Bluetooth®" word mark and logos are registered trademarks owned by Bluetooth SIG, Inc. The "Wi-Fi®" word mark and logos are registered trademarks owned by the Wi-Fi Alliance. Any use of these marks on this website does not imply any affiliation with or endorsement.