



# PURE Laura Knowledge Base Software User Guide

[Home](#) » [Pure](#) » PURE Laura Knowledge Base Software User Guide 

## Contents

- [1 PURE Laura Knowledge Base Software](#)
- [2 Product Information](#)
  - [2.1 Specifications](#)
- [3 Product Usage Instructions](#)
- [4 FAQs – Frequently Asked Questions](#)
- [5 Documents / Resources](#)
  - [5.1 References](#)
- [6 Related Posts](#)



**PURE Laura Knowledge Base Software**



## Product Information

### Specifications

- Product Name: [Product Name]
- Model Number: [Model Number]
- Software/Firmware Version: [Software/Firmware Version]

## Product Usage Instructions

### Checking for Software Updates

Before installing software/firmware updates, it is important to check if updates are available for your product. Follow these steps:

1. Visit the official Pure website.
2. Navigate to the support or downloads section.
3. Search for your product using its name or model number.
4. If software updates are available, they will be listed for download.

### Determining Your Product's Current Software Version

In order to ensure that you are not installing an older version of the software/firmware, you need to determine your product's current software version. Refer to your product user guide and follow these steps:

1. Power on your product and access the settings menu.
2. Navigate to the system information or software information section.
3. Note down the version number displayed.

### Installing Software/Firmware Updates

Once you have confirmed that a software/firmware update is available and you have determined your product's current software version, you can proceed with the installation. Here's how:

1. Download the software/firmware update file from the official Pure website.
2. If the file is compressed, extract its contents to a convenient location on your computer.
3. Connect your product to your computer using the provided USB cable.
4. Access your product's storage or firmware update menu.
5. Select the option to update the software/firmware.
6. Locate and select the downloaded update file.
7. Follow the on-screen instructions to initiate the update process.
8. Do not disconnect or power off your product during the update.
9. Once the update is complete, your product will restart automatically.

FAQs > General Questions > Installing the software/firmware of your product

Installing the software/firmware of your product

Laura – 2021-10-19 – General Questions

## FAQs – Frequently Asked Questions

Are software updates available for all Pure products?

No, not all Pure products have software updates available. If you do not see any software update listed for your product on the official Pure website, it means that there is currently no available update for it.


How can I ensure that I am not installing an older version of the software?

PURE software updates are numbered (e.g., v1.2). To determine your product's current software version, consult your product user guide and compare it to the version you are attempting to install.





Downloading and installing software/firmware for your product

Make sure you choose your product carefully when looking for software updates as not all Pure products have software updates available for them. If you see no software update listed for your product then there is currently no available update for it.

When installing a software update on your PURE product you should be sure you are not installing an older version than the one currently installed. PURE software updates are numbered (e.g. v1.2), so consult your product user guide on how to determine your product's current software version, and compare to the version you are attempting to install.

	<p><b><a href="#">PURE Laura Knowledge Base Software</a></b> [pdf] User Guide</p> <p>Laura Knowledge Base Software, Laura, Knowledge Base Software, Base Software, Software</p>
---	---

## References

-  [PURE SUPPORT](#)
-  [Knowledgebase - PURE SUPPORT](#)
-  [Installing the software / firmware of your product - Knowledgebase / General Questions - PURE SUPPORT](#)
-  [Knowledgebase / General Questions - PURE SUPPORT](#)
- [User Manual](#)