



## Punkt MP02 Mobile Phone User Guide

[Home](#) » [Punkt](#) » Punkt MP02 Mobile Phone User Guide 

### Contents

- [1 Punkt MP02 Mobile Phone](#)
- [2 Getting Started](#)
- [3 Inserting a SIM](#)
- [4 Charging the battery](#)
- [5 Setting up the MP 02](#)
- [6 Making a call](#)
- [7 Product and Safety Information](#)
- [8 FCC and ISED Canada compliance statement](#)
- [9 Warranty](#)
- [10 Documents / Resources](#)
  - [10.1 References](#)
- [11 Related Posts](#)



**Punkt MP02 Mobile Phone**

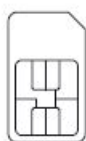


## Getting Started

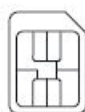
Please read the Product and Safety information before using the MP 02. Please also check [punkt.ch](http://punkt.ch) for any updates.

## Inserting a SIM

The MP 02 uses a nano-sized SIM:



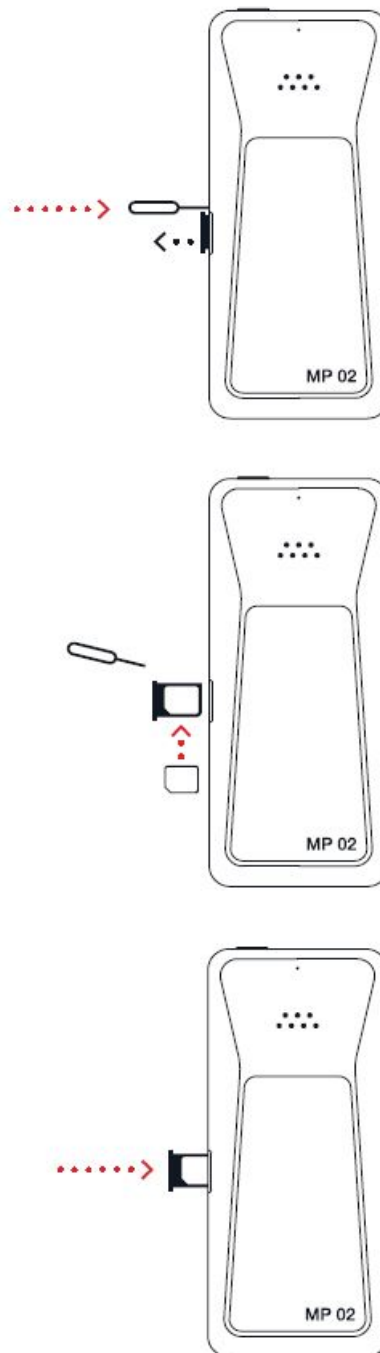
Standard ✕



Micro ✕



Nano ✓



1. Remove the SIM tray from the side of the phone by inserting the SIM ejector tool into the small release hole next to it and pushing firmly.
2. Taking care not to touch the metal contact element, put an active nano-SIM into the tray, face-down as shown. The angled corner ensures correct orientation.

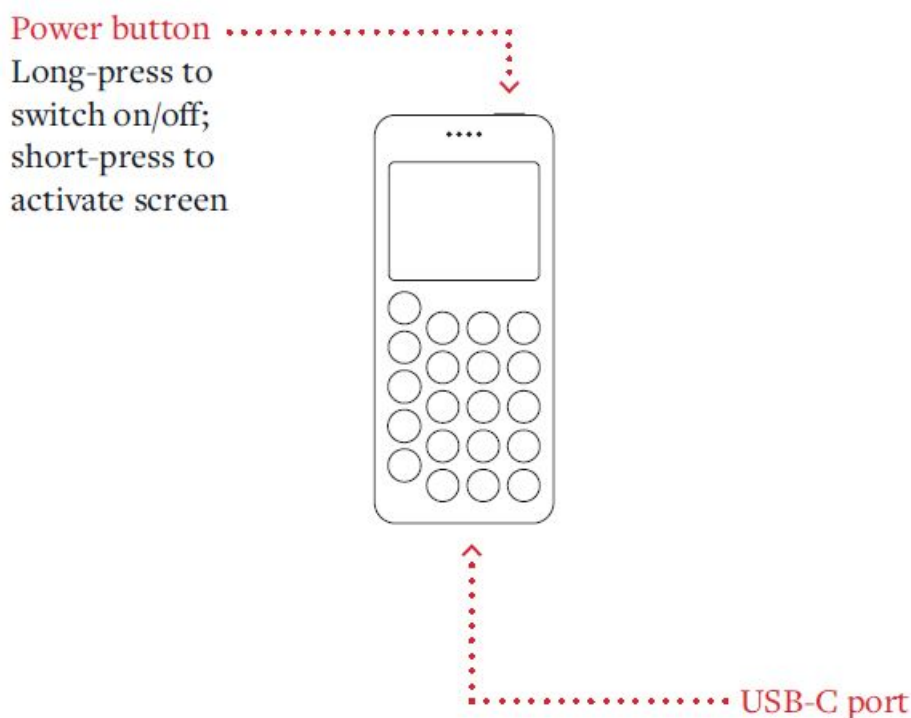


3. Insert the SIM tray back into the MP 02 with the SIM's contact area still facing downwards.

### Charging the battery

The battery may already be partially charged, but before using the MP 02 you should charge it to 100% (max. 2.5 hours). Plug the USB charger into an appropriate power source and then connect it to the phone with the USB-C

cable provided. (There may be a short delay before the MP 02 indicates that it is charging.) When the display shows that the MP 02 is fully charged, unplug the charger from the phone first, then from the power outlet. To prevent cable or socket damage, always pull the plug, never the cable, and pull in line with the socket.



## Setting up the MP 02

Press and hold the Power button to turn on the MP 02 and follow the instructions on the screen. If possible, always update the operating system using Wi-Fi to avoid unnecessary mobile network data use. More information is available at [punkt.ch](https://punkt.ch).

## Making a call

1. Short-press the Power button to activate the MP 02's screen and press the Punkt. button to unlock the keypad (if required).
2. Enter a phone number and press the Call button . If you make a mistake, press the Back button .
3. When finished, press the End button

## Product and Safety Information

Consult the Instruction Manual before using your MP 02 (available at [punkt.ch](https://punkt.ch)), and refer to the product and safety sections for more details about the information given here.

- The MP 02 emits radio signals, which may interfere with other electronic devices. Also, interference from other electronic devices may affect its ability to connect with a mobile phone network.
- Turn the MP 02 off in areas where the use of mobile phones is not allowed, or when it may cause radio interference or danger.
- Obey all local laws covering the use of mobile phones (including hands-free) when driving.
- The MP 02 is splash-proof, but is NOT water-proof; protect it from all forms of moisture at all times. To prevent possible damage, do not use or store it in wet conditions or high levels of humidity.
- Do not open, dismantle or modify the MP 02. Never use

it if it is damaged. If servicing or repair is necessary, ensure that this is only carried out by a qualified person.

- If the MP 02 is damaged, stop using it and place it in a plastic bag to contain possible battery leakage. The MP 02's screen is made of glass; protect it from impact. If it breaks, do not touch or attempt to remove the broken glass. Stop using the MP 02 and arrange for the screen to be replaced by an authorised technician.
- Keep the MP 02 out of the reach of small children. The device and its accessories are not toys, and contain small parts.
- Do not expose the MP 02 or charger to fire or heat sources. It may cause explosion, fire or other hazards.
- Do not use the MP 02 in environments with a risk of explosion, such as near petrol (gasoline) pumps. Sparks may cause an explosion or fire resulting in injury or death.

### **Protect your hearing.**

Exposure to loud sound levels can permanently damage your hearing. Do not hold the device near your ear in loudspeaker mode. Take care if using headphones or similar, as high volume settings may damage your hearing. Use of headphones may affect your ability to hear external sounds and can lead to a dangerous lack of awareness of your surroundings.

### **Medical devices and hearing aids.**

Keep the MP 02 away from medical devices, including pacemakers and hearing aids. These could malfunction, potentially causing serious harm or death.

### **Emergency calls.**

Emergency call numbers vary by location. Ensure that you know them for where you are, especially when travelling. Important: A network connection can never be guaranteed. DO NOT rely on the MP 02 for emergency communication.

### **Battery.**

The MP02 battery cannot be replaced. Do not remove or dismantle it; it will become hazardous if damaged. Do not dispose of it with household waste; it should be recycled (still inside the phone) at a specialist facility. If liquid from the battery touches the skin or eyes, seek urgent medical assistance.

### **Charger and other accessories.**

Charge the battery only indoors (room temperature 10°C to 30°C). Use only approved chargers and accessories that are known to be fully compatible. Never use a damaged charger or other accessory. Unplug the charger when not in use, especially if there is a possibility of lightning nearby. Use the charger for its intended purpose only. When unplugging always pull the plug (not the cable).

### **Extreme temperatures.**

Store and use the MP 02 between 15° and 25° C for optimal performance and battery life. Avoid extreme temperatures (below 0° C or above 40° C). Exposure to extreme temperatures may cause the phone to stop working temporarily and/or cause permanent damage. If such exposure is inevitable, keep the MP 02 switched off and in a plastic bag.

### **Regulatory compliance.**

You can find information about regulatory requirements and guidelines in the MP 02 menu: Settings > About > Regulatory.

### **CE compliance statement.**

Punkt Tronics AG declares that the MP 02 complies with Radio Equipment Directive 2014/53/EU. The full declaration of conformity is available at [punkt.ch/en/mp02-regulatory](http://punkt.ch/en/mp02-regulatory).

### **UK compliance statement.**

Punkt Tronics AG declares that the MP 02 complies with UK Radio Equipment Regulations SI 2017 No. 1206.

Punkt Tronics AG declares that the MP 02 complies with UK Radio Equipment Regulations SI 2017 No. 1206.

## FCC and ISED Canada compliance statement

This device complies with Part 15 of the FCC Rules. This device complies with ISED Canada RSS standard(s) for permit-free devices and CAN ICES-3(B)/NMB-3(B). Operation is subject to the following two conditions: (1) This device may not cause harmful interference, and (2) this device must accept any interference received, including interference that may cause undesired operation. NOTE: To ensure that interference stays within acceptable levels, appropriate cables and accessories must be used.

### RF Specific Absorption Rate (SAR)

The MP 02 has been tested and meets applicable limits for radio frequency (RF) exposure. To reduce exposure to electromagnetic radiation during communication, you can use a hands-free option such as the built-in speakerphone or an earpiece. The SAR limit rates for the MP 02 when either held to the ear or attached to a body-mounted holder varies by country as follows:

- Separation distance
- SAR regulation Head Body SAR limit
- FCC/ISED (over 1 g) 0 mm 10 mm 1.6 W/kg
- CE/UKCA 0 mm 5 mm 2.0 W/kgRSM

### Recycling and crossed-out wheelie bin symbol.

The crossed out symbol above signifies that the product (including its battery) must be disposed of separately from household waste. Separate out electronic equipment and packaging materials. Do not dispose of this product as unsorted municipal waste. At the end of its life, take it for recycling at an appropriate collection point. Contact your local authority for more information.

### Radio frequency band information.

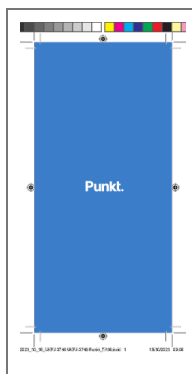
4G LTE (FDD) B7	22.0 dBm	
Wi-Fi:		
Standard	Frequency	Maximum power
802.11b	2.4~2.4835 GHz	16.5 dBm
802.11g	2.4~2.4835 GHz	13.3 dBm
802.11n20	2.4~2.4835 GHz	12.3 dBm
802.11n40	2.4~2.4835 GHz	12.7 dBm
Bluetooth:		
Standard	Frequency	Maximum power
4.1	2.4 GHz	7.8 dBm

## Warranty

Please retain all documentation supplied with the product for future reference, as well as your proof of purchase and the original packaging. Punkt. guarantees this product for a period of two years from the date of purchase.

The warranty is only valid for the original purchaser and only applies to defects attributable to the production process or materials used. If an issue arises, it will be repaired or replaced as decided by Punkt. after assessment by us. Claims under warranty must be accompanied by proof of purchase. Please note that we are not liable for any damage incurred while a product is being returned to us; we strongly recommend that the original packaging is retained in case the product ever needs to be sent back. The warranty does not cover disposable batteries. Also, please note that items such as power cords, connector cables, sockets, battery compartment covers, etc. are very easily damaged by rough handling. As stated above, claims are dependent on flaws being clearly due to manufacturing and/or materials; please treat these items with care. The warranty also does not cover accidental damage (including water damage), forgotten passwords, misuse, and negligence and is null and void if the product has been tampered with by unauthorised persons. For further information please contact the Punkt. dealer closest to you or get in touch with us via [punkt.ch](http://punkt.ch). The information in this document is provided “as is” without any obligation, representations or warranties – express or implied. We reserve the right to amend or update information at any time and without prior notice. © 2021 Punkt Tronics AG. All rights reserved. The MP 02 is a registered product design. Punkt. and the Punkt. logo are registered trademarks owned by Punkt Tronics AG. All other trademarks are the property of their respective owners.

## Documents / Resources



[Punkt MP02 Mobile Phone](#) [pdf] User Guide  
MP02A, Z3PMP02A, MP02 Mobile Phone, MP02, Mobile Phone

## References

- [Punkt.: elegant technology for the 21st century](#)
- [Punkt.: elegant technology for the 21st century](#)
- [MP02 Regulatory](#)