



PULWTOP BD193C USB C Hub Dual HDMI Adapter User Manual

[Home](#) » [PULWTOP](#) » PULWTOP BD193C USB C Hub Dual HDMI Adapter User Manual 

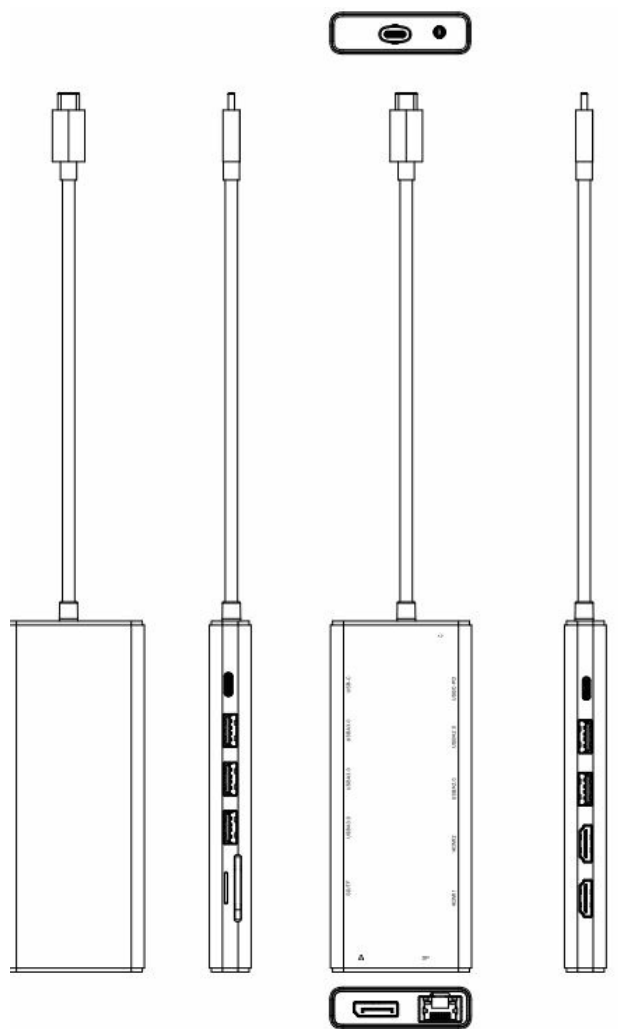
Contents

- [1 PULWTOP BD193C USB C Hub Dual HDMI Adapter](#)
- [2 Interface](#)
- [3 Package Content](#)
- [4 Installation](#)
- [5 Documents / Resources](#)
 - [5.1 References](#)



PULWTOP

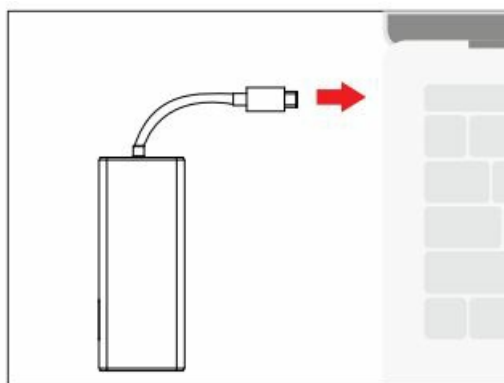
PULWTOP BD193C USB C Hub Dual HDMI Adapter



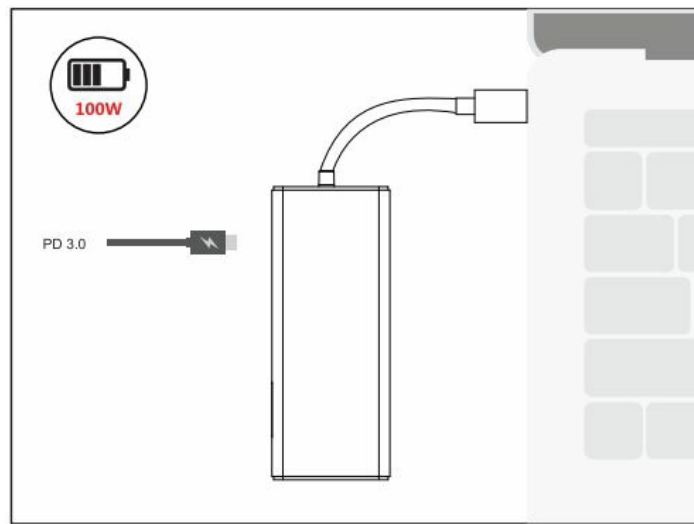
- 14 in-1 USB C Hub

Installation

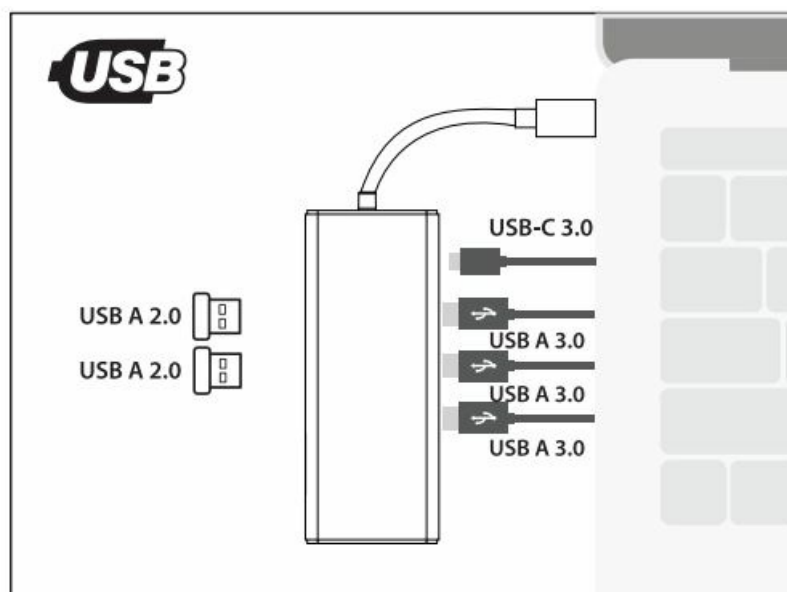
1. Plug the hub into the USB C port on your MacBook Pro/Air or Windows laptops



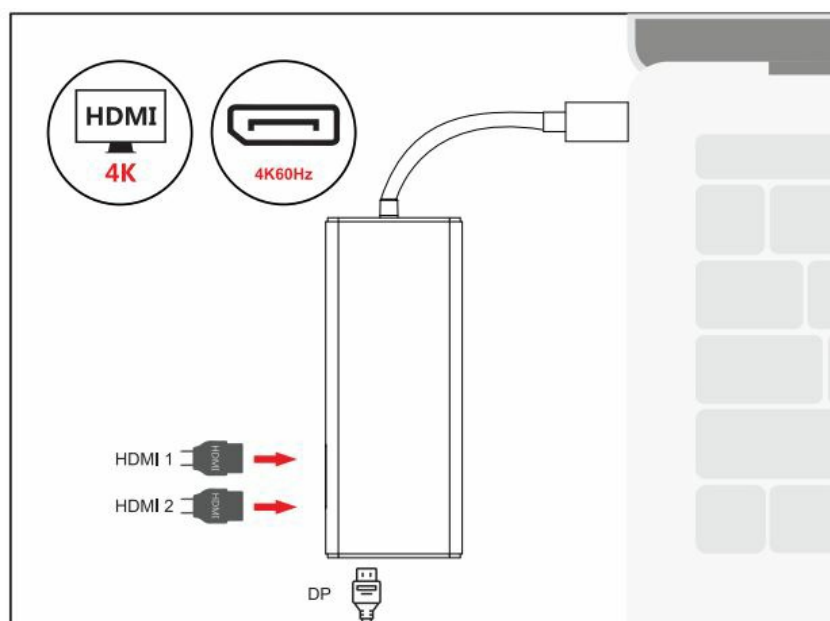
2. Use the USB C port for PD charging (Max up to 100W)



Notice: This USB C charging port does not work with some laptops that use dedicated AC chargers, like Dell, HP, Thinkpad etc.

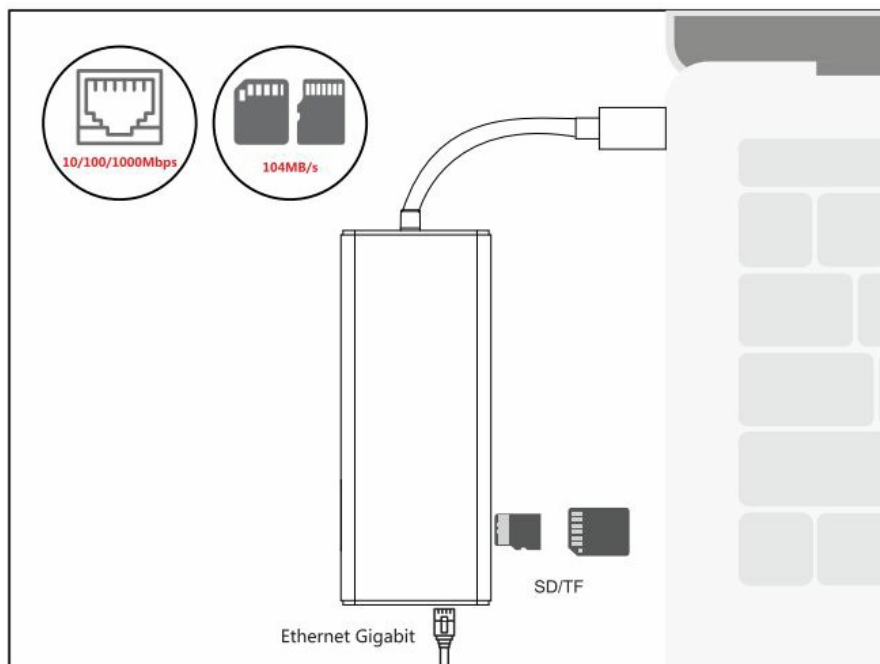


3. Connect USB peripherals to USB 3.0 ports on the hub three USB A 3.0 or one USB-C 3.0 data speed is up to 5Gbps, and two USB 2.0 ports up to 480Mbps, please connect the wireless mice or keyboards through the USB 2.0 port.

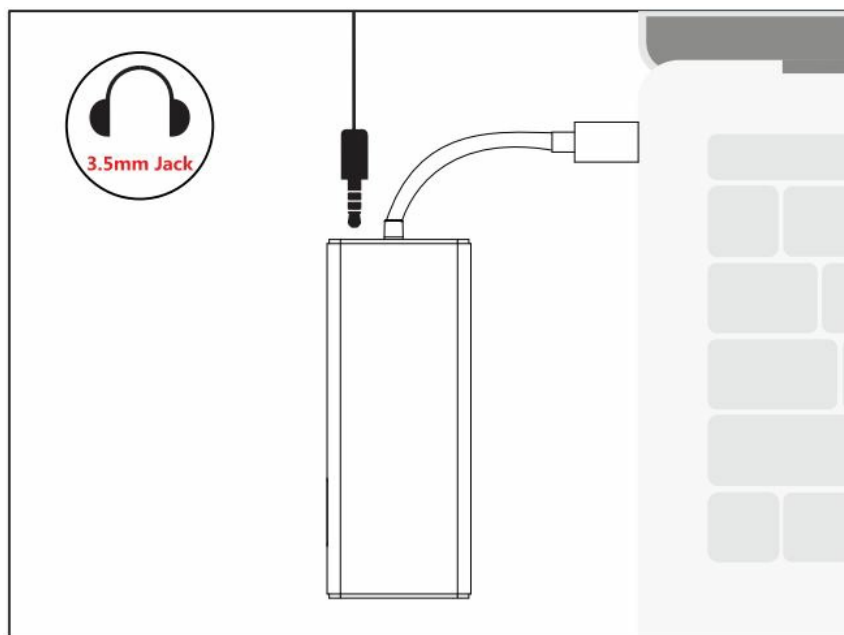


4. HDMI1 and DP port single plug support 4K60Hz, HDCP, HDR, HDMI2 port single plug support 4K30Hz, HDCP.

1 / 2/3 port, any two ports, one 4K30Hz, one 1080p, 1 / 2 / 3 ports are inserted at the same time, and all three ports are 1080p. WinOS supports 3-port MST 1080p, and MacOS supports up to 3 screens of SST image or expansion 4K30Hz.



5. Connect RJ45 Port to reach the maximum internet speed of 1000 Mbps, your computer, peripheral, cable and driver must all support set up to 1000Mbps.
6. Insert SD and MicroSD cards into the appropriate card slot Support data speed up to 104MB/S



7. Audio and Mic 2 in 1 Port make listening, talking, or recording a breeze. The hub jack standard complies with the CTIA international standard. If your headset or speakers are not CTIA/Apple standardized, a light but noticeable buzz sound will occur.



[PULWTOP BD193C USB C Hub Dual HDMI Adapter](#) [pdf] User Manual
BD193C, BD193C USB C Hub Dual HDMI Adapter, BD193C, USB C Hub Dual HDMI Adapter,
Hub Dual HDMI Adapter, Dual HDMI Adapter, HDMI Adapter, Adapter

References

- [User Manual](#)