



Pulsar Xlite V2 Wireless Gaming Mouse User Guide

[Home](#) » [Pulsar](#) » Pulsar Xlite V2 Wireless Gaming Mouse User Guide 

Contents

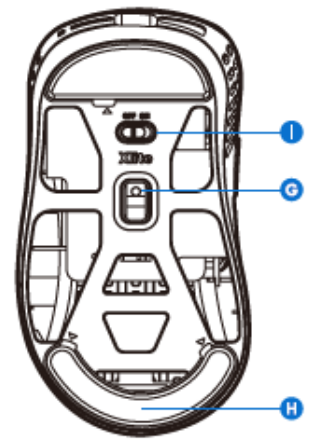
- [1 Pulsar Xlite V2 Wireless Gaming Mouse](#)
- [2 OVERVIEW](#)
- [3 Connections](#)
- [4 Download](#)
- [5 LED COLOR INDICATION](#)
- [6 DEFAULT DPI](#)
- [7 REGISTER](#)
- [8 BATTERY WARNING](#)
- [9 Documents / Resources](#)
- [10 Related Posts](#)



Pulsar Xlite V2 Wireless Gaming Mouse

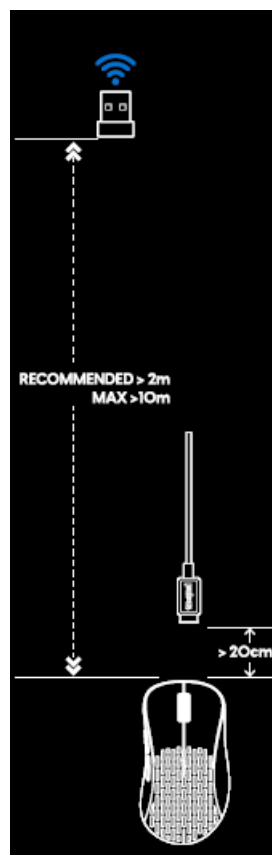
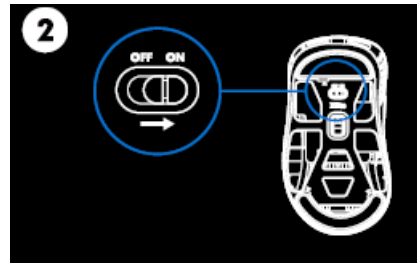
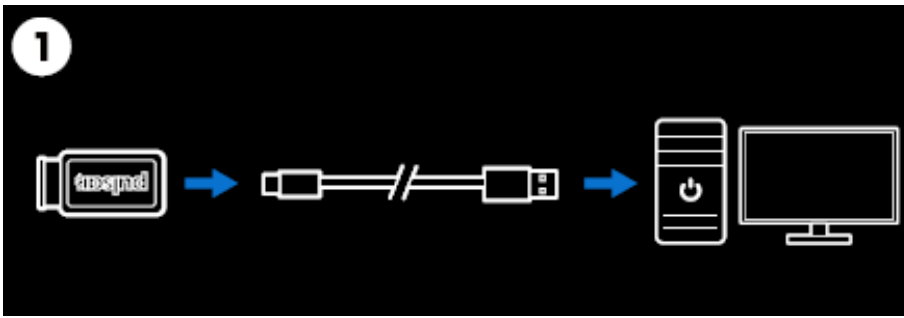


OVERVIEW



1. USB-C Port
2. Right Mouse Button
3. Forward Button
4. Optical Sensor
5. Power On/Off Switch
6. Left Mouse Button
7. Scroll Wheel
8. Back Button
9. PTFE Feet

Connections



Download



The mouse will automatically install all necessary drivers when you connect to a free USB port. For further customization of your settings, please visit our website and download the software.

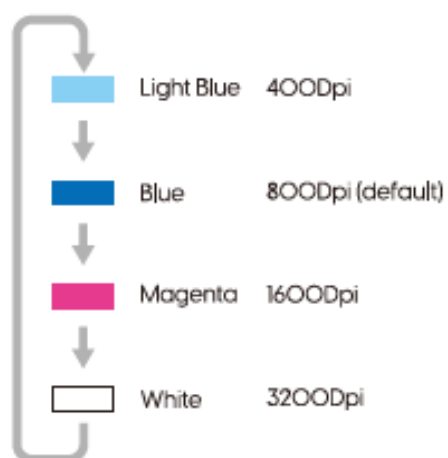
LED COLOR INDICATION



BATTERY INDICATION:

- Battery Low
- Charging
- Fully Charged

DEFAULT DPI



- DPI Change: Press hold O Keys
- LED ON/OFF: Press hold . Keys

REGISTER

2 Years Warranty from the date of purchase. Please register your products at pulsar.gg/register


WASTE ELECTRICAL AND ELECTRONICS EQUIPMENT INFORMATION. (WEEE)

Correct Disposal of This Product This marking shown in this product should not be disposed of with other household wastes. To prevent possible harm to the environment or human health, please separate this from other types of waste and recycle it responsibly Household users should contact either the retailer where they purchase this product or their local government office, for details of recycling Business users should contact the supplier. This product should not be mixed With other commere waste for disposal.

BATTERY WARNING

Improperly replaced batteries may present a risk of leak or explosion and personal injury. Mistreated rechargeable batteries may present a risk of fire or chemical burn. Do not disasSsemble or expose to conducting materids, moisture, iquid, or heat above 54° C (130° F). Do not use or charge thee battery if it appears to be leaking, discolored, deformed, or in any way abnormal Do not short circuit. Battery life varies with usage Keep batteries away from children. www.pulsar.gg/support

Documents / Resources

| | |
|---|---|
|  | <p>Pulsar Xlite V2 Wireless Gaming Mouse [pdf] User Guide</p> <p>Xlite V2, Wireless Gaming Mouse, Xlite V2 Wireless, Gaming Mouse, Xlite V2 Wireless Gaming Mouse</p> |
|---|---|