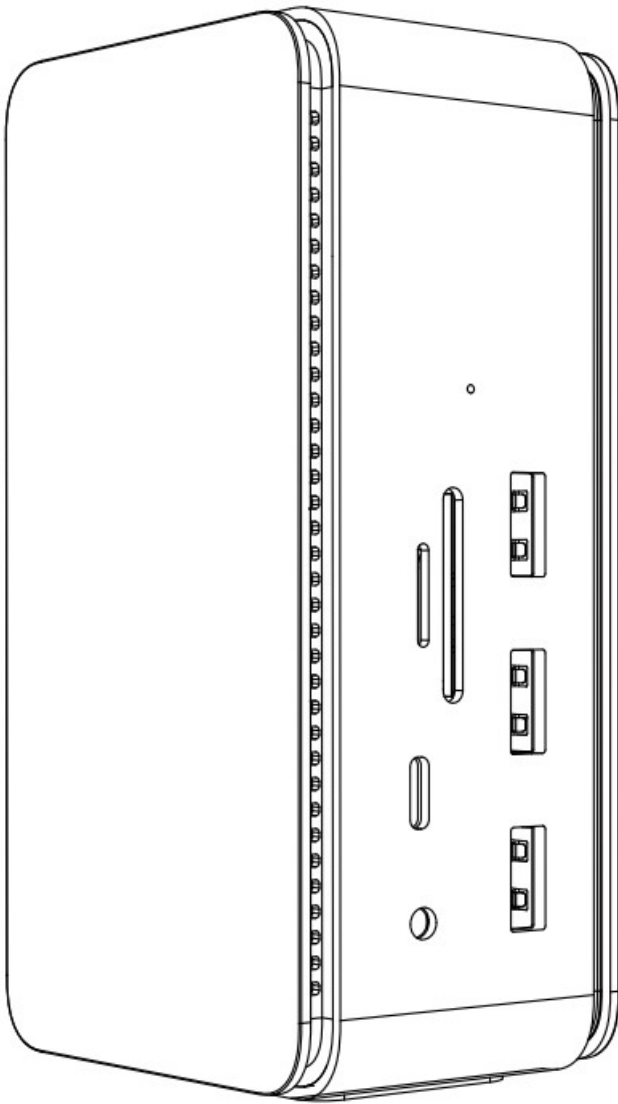




ProXtend USB4 Dual 8K Docking Station User Manual

[Home](#) » [proxtend](#) » ProXtend USB4 Dual 8K Docking Station User Manual 





USB4 Dual 8K DOCKING STATION User Manual

Contents

- [1 Introduction](#)
- [2 Included in the box](#)
- [3 Product Specifications](#)
- [4 Product Overview](#)
- [5 Using the Docking Station](#)
- [6 Troubleshooting](#)
- [7 Safety, Security and Maintenance](#)
- [8 Documents / Resources](#)
 - [8.1 References](#)
- [9 Related Posts](#)

Introduction

Accented with a modern design and powered by the latest technology, the ProXtend USB4 Dual 8K Docking Station is the ideal workstation addition for both business and personal use.

The Docking Station supports up to two high resolution 8K@30Hz monitors* and features the latest USB4

connections offering a data transfer speed of up to 40Gbps and up to 100W Power Delivery is accessible via the Docking Station's USB-C PD port, however a power adapter is not included.

The ProXtend USB4 Dual 8K Docking Station is compatible with USB-C port equipped Windows, ChromeOS and MacOS notebooks.

Before use, please read the full ProXtend USB4 Dual 8K Docking Station User Manual carefully.

It is recommended that you store the User Manual for future reference. Alternatively, a digital version of this User Manual is available on <https://www.proxtend.com/>

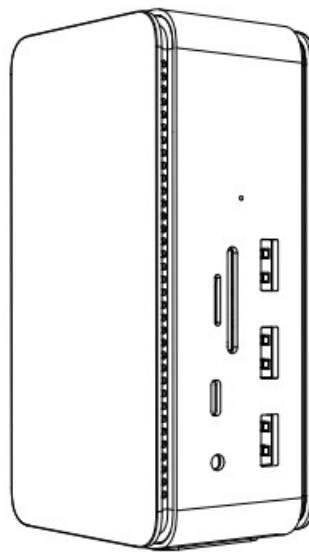
* Please note that the 1st generation of Apple M1 MacBooks only supports 1 external display.

Included in the box


1 x USB4 8K Dual Docking Station

1 x 0.8m USB4 Type C to C cable

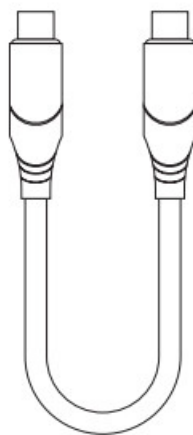
1 x User Manual



USB4 8K Dual
Docking Station



User Manual



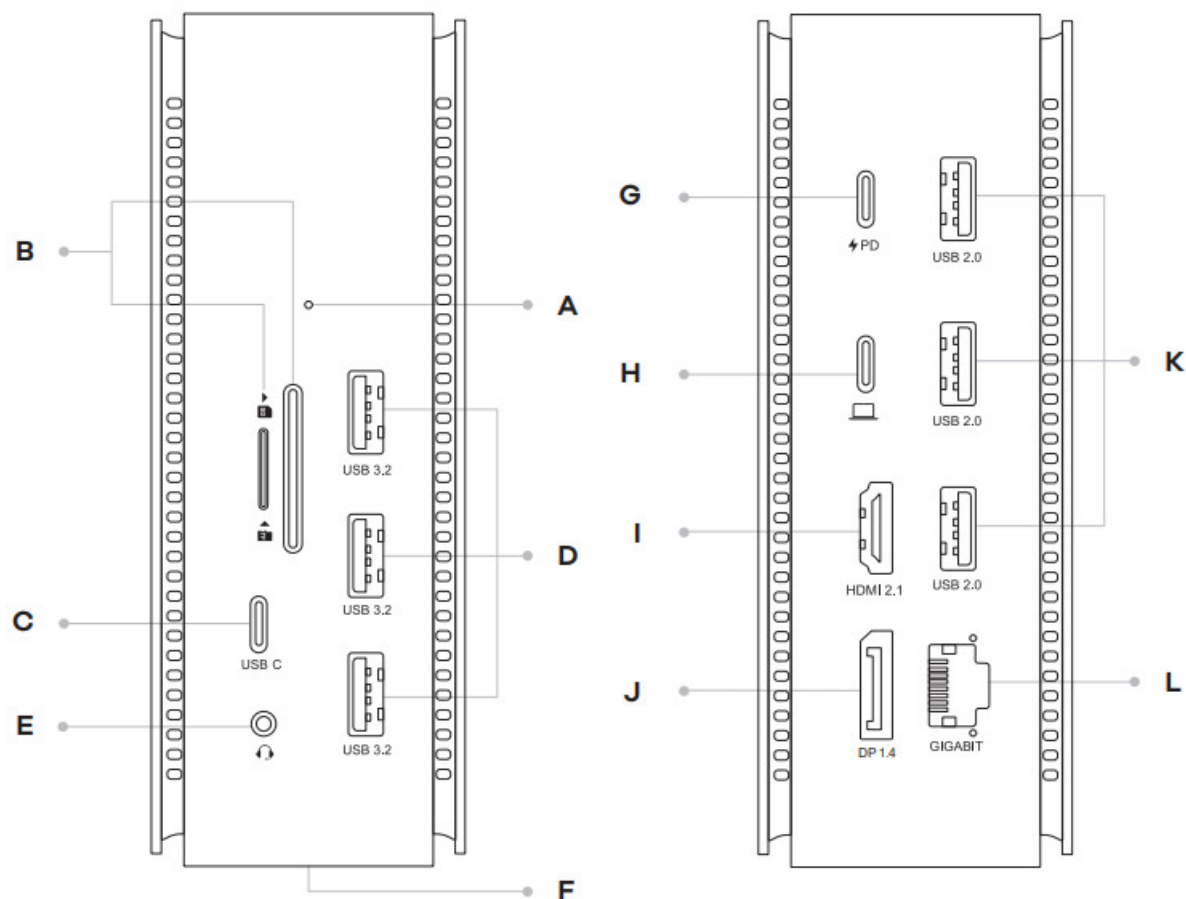
0.8m USB4
Type C to C cable

Product Specifications

Connection technology	Wired
Host interface	USB 4.0 Type C
No. of HDMI ports	1
HDMI port type	21
No. of DisplayPorts	1
DisplayPort type	1.
No. of USB-A ports	6
USB-A port type	3x 3.2 Gen 2; 3x 2.0
No. of USB-C ports	1
USB-C port type	3.2 Gen 2
Headset outputs	1
Headset output type	3.5mm audio jack
Microphone supported	Yes
Power delivery	USB 4.0 Type C (100W)
No. card reader ports	2
Card reader type	SD, TF
No. of RJ-45 ports	1
Max. display resolution	8K @ 30Hz
No. displays supported	
Product color	Dark silver
On / Off switch	No
LED Indicator	Yes, Power
Rubber feet	Yes
Housing material	Aluminum Alloy
Key lock	No
Operating temperature	-10° – 40°C
Storage temperature	-20° – 60°C
Windows OS supported	Yes
MacOS Supported	Yes
ChromeOS Supported	Yes
Certification	CE, FC, RoHS
Country of origin	China

* Please note that the 1st generation of Apple M1 MacBooks only supports 1 external display.

Product Overview



A. LED Power Indicator B. SD & TF Card Ports C. USB-A 3.2 Gen 2 Ports D. USB-C Gen 2 Port E. Audio 3.5mm Minijack F. Rubber feet	G. USB4 Type C PD Charging Port (100W) H. USB4 Type C Upstream Port I. HDMI 2.1 Port J. DisplayPort 1.4 K. USB-A 2.0 Port L. RJ-45 Gigabit Ethernet Port
---	---

Using the Docking Station

The ProXtend USB4 Dual 8K Docking Station is Plug-and-Play ready. Before use, ensure that the Docking Station is positioned on a flat, level, and dry surface.

- Connect the Docking Station to a power outlet to the USB4 Type C PD Charging port using a USB-C power adapter (up to 100W).
- Ensure the LED light on the front of the Docking Station is lit up to indicate the Docking Station is receiving power.
- Connect your display(s) via the HDMI and/or DisplayPort.
- Connect a keyboard, mouse, headset, etc.
- Connect and turn on your notebook device.
- If not in use for an extended period of time, disconnect the Docking Station from the power outlet.

Troubleshooting

The docking station isn't working?

– Ensure that the Docking Station is properly connected to a power outlet via a USB-C power adapter. – Confirm the LED indicator is lit up to show that the Docking Station is receiving power.

If possible,

- test if the power outlet is providing power.
- test the connection with a different power adapter.

The Docking Station is powered but it is not connecting my devices?

– Confirm that all devices are properly connected to the Docking Station.

My notebook is not charging?

- Power delivery is only available via the USB4 Type C
- Power Delivery port up to a maximum of 100W. In order to receive power, laptops must support Power Delivery via USB-C.
- Please ensure that your device's manufacturer wattage recommendations are compatible with the Docking Station.
- If issues persist, please contact your reseller, or reach out to ProXtend via proxtend.com

Safety, Security and Maintenance

- Unplug the Docking Station from the power outlet if not in use for an extended period.
- Do not heat the Docking Station, or dispose of it in fire, water or other liquids.
- Keep away from high temperatures.
- Do not expose the Docking Station to direct sunlight.

Keep away from high humidity and dusty places.

Do not disassemble or reassemble the Docking Station.

- Use device properly in order to avoid electric shock.

Please dispose of scrap products in accordance with your local regulations.





See more on www.proxtend.com

Imported into the EU by Convena Distribution A/S

Industriholmen 51, 2650 Hvidovre, DenmarkMADE IN CHINA

Documents / Resources

<div><div>ProXtend</div><div>USB4 Dual 8K DOCKING STATION</div><div></div><div>User Manual</div><div>proxtend.com</div></div>	<p>ProXtend USB4 Dual 8K Docking Station [pdf] User Manual</p> <p>USB4, Dual 8K Docking Station, USB4 Dual 8K Docking Station, 8K Docking Station, Docking Station</p>
<div><div>ProXtend</div><div>USB4 Dual 8K DOCKING STATION</div><div></div><div>User Manual</div><div>proxtend.com</div></div>	<p>ProXtend USB4 Dual 8K Docking Station [pdf] User Manual</p> <p>USB4 Dual 8K Docking Station, USB4, Dual 8K Docking Station, 8K Docking Station, Docking Station, Station</p>

References

- [ProXtend | Profitable Business Opportunities](#)
- [ProXtend | Profitable Business Opportunities](#)
- [ProXtend | Profitable Business Opportunities](#)