

ProtoArc
XK01 Plus Backlit
Foldable Bluetooth
Portable Keyboard



ProtoArc XK01 Plus Backlit Foldable Bluetooth Portable Keyboard User Manual

[Home](#) » [ProtoArc](#) » ProtoArc XK01 Plus Backlit Foldable Bluetooth Portable Keyboard User Manual 

Contents

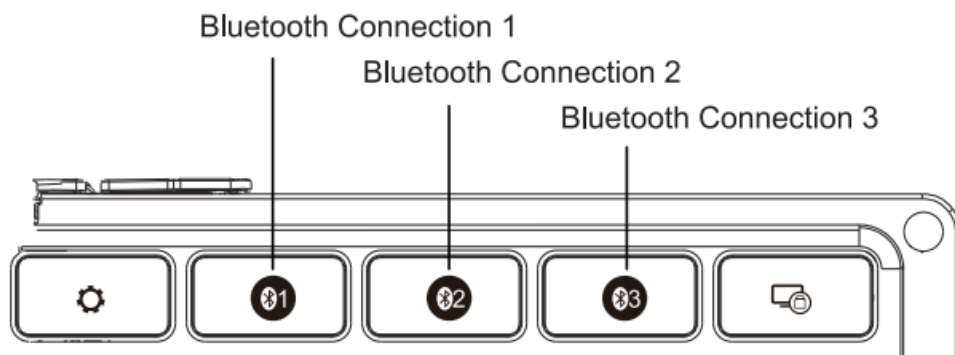
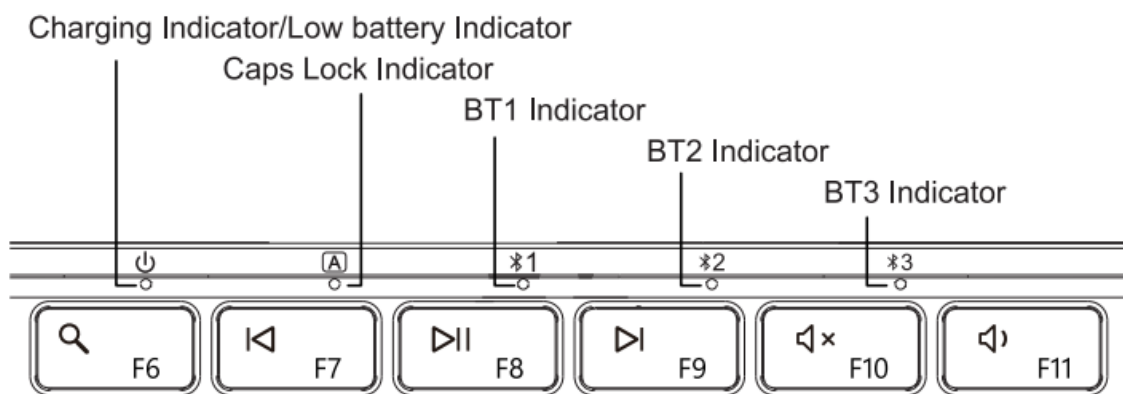
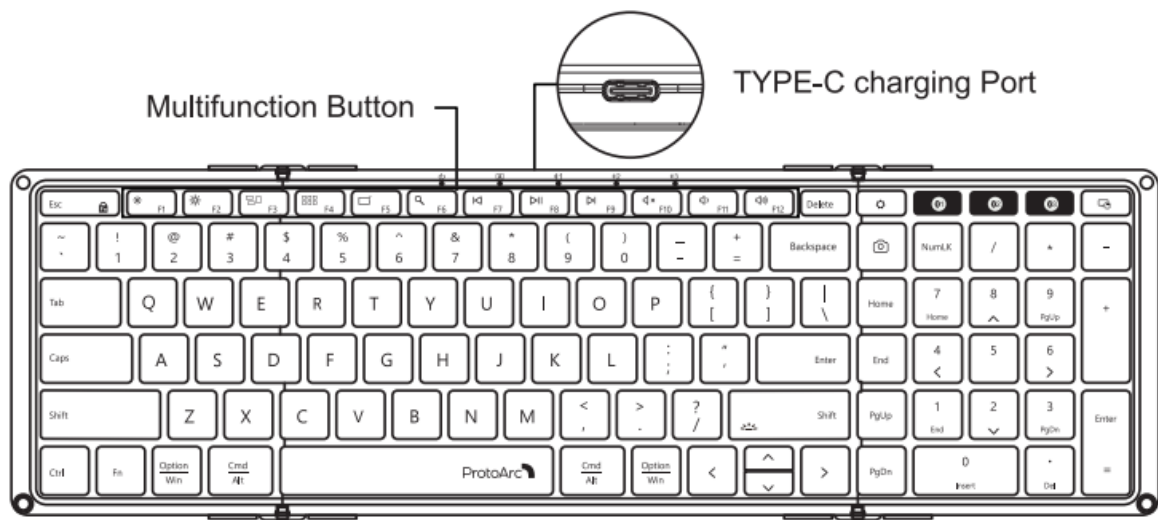
- [1 ProtoArc XK01 Plus Backlit Foldable Bluetooth Portable Keyboard](#)
- [2 Product Features](#)
- [3 Bluetooth Connection](#)
- [4 How to Switch Connection Mode](#)
- [5 Keyboard Charging](#)
- [6 Multimedia Function Keys](#)
- [7 How to Use Special Characters in British English](#)
- [8 Adjustable Brightness](#)
- [9 Product Parameters](#)
- [10 Sleep Mode](#)
- [11 Packing List](#)
- [12 EU Declaration of Conformity](#)
- [13 Documents / Resources](#)
 - [13.1 References](#)
- [14 Related Posts](#)

ProtoArc 

ProtoArc XK01 Plus Backlit Foldable Bluetooth Portable Keyboard







Product Features



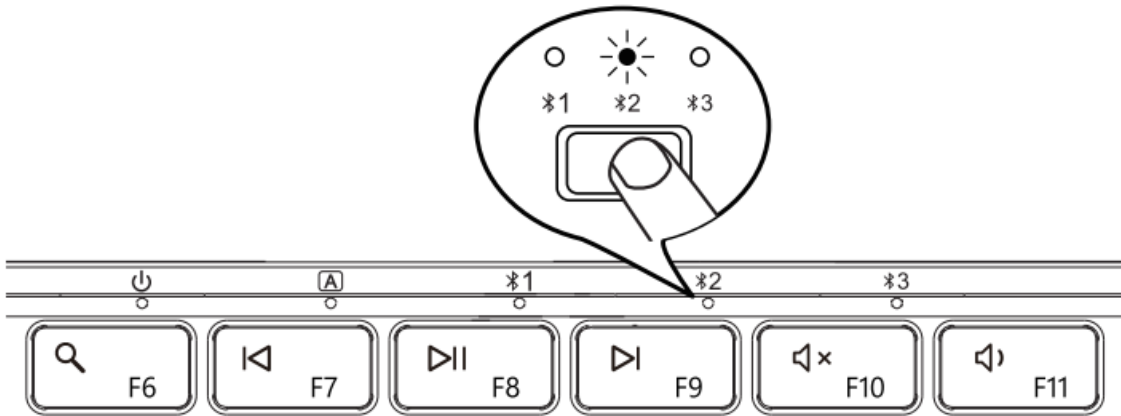
Bluetooth Connection

1. Unfold the Keyboard

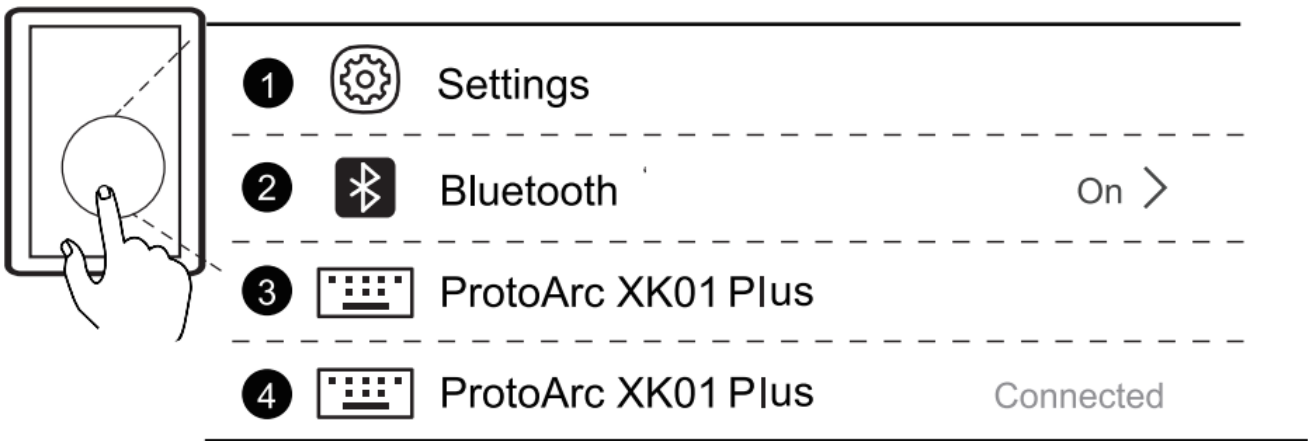


2. Single press to choose any Bluetooth connection  /  /  , and the white indicator light flashes once to enter Bluetooth mode. Then long press for 3-Ss, and when the white indicator light flashes quickly, it enters

Bluetooth pairing mode.



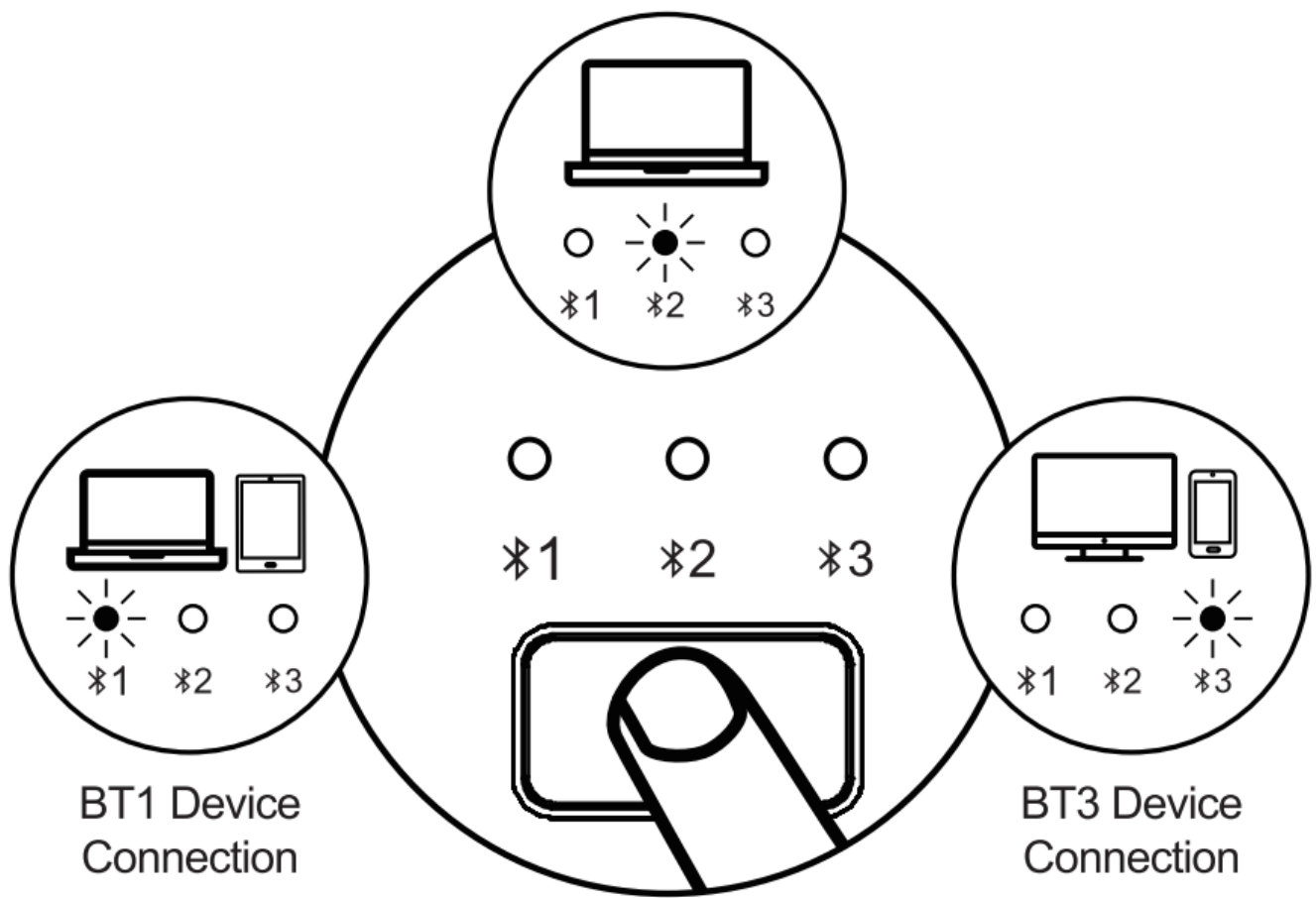
3. Turn on the Bluetooth settings on your device, search or select “ProtoArc XK01 Plus “and start Bluetooth pairing until the connection is completed.



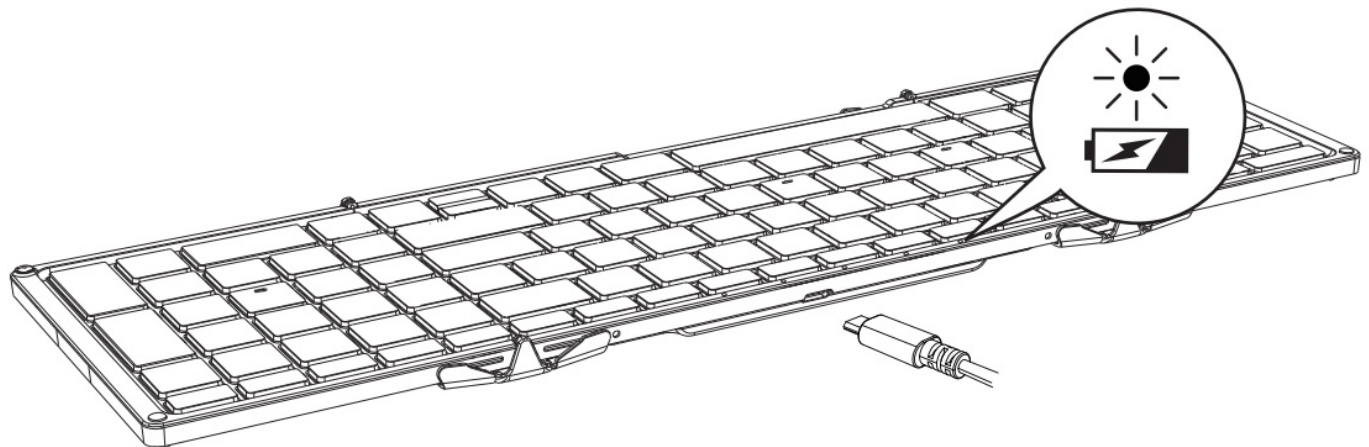
How to Switch Connection Mode

***1** | ***2** | ***3** After connection, short press the keyboard connection button to easily switch to multiple devices.

BT2 Device Connection








Keyboard Charging



When the battery is too low, the low battery indicator will turn red and flash quickly. Please connect to the power supply to charge in time to ensure that the keyboard has sufficient power to meet normal work. If the battery of the keyboard is too low, there will be delays freezes, and other problems in typing, which affect normal use. The power indicator turns red while charging, then turns off after fully charging.

Multimedia Function Keys

Keys	Windows OS	Android OS	iOS	Mac OS
	Light -	Light -	Light -	Light -
	Light +	Light +	Light +	Light +
	Window Switch	Window Switch	/	Window Switch
	Application Switch	Application Switch	Open latest Window	Open latest Window
	Display Desktop	Go Home	Go Home	Go Home
	Search	Search	Search	/
	Previous Track	Previous Track	Previous Track	Previous Track
	Play & Pause	Play & Pause	Play & Pause	Play & Pause
	Next Track	Next Track	Next Track	Next Track
	Mute	Mute	Mute	Mute
	Volume -	Volume -	Volume -	Volume -
	Volume +	Volume +	Volume +	Volume +
	Setup	/	/	/
	Lock Screen	Lock Screen	Lock Screen	/
	Screenshot	Screenshot	Screenshot	Screenshot
	FN+ESC (FN lock) button to turn on or turn off the FN function			

Note:

The FN function is a cyclic mode (F1-F12 and multimedia functions are cyclically used).


How to Use Special Characters in British English

On MacOS/iPadOS/iOS system:


Press the key and you can type the symbol shown in the right square frame.

Press the key and you can type the symbol shows in the right square frame.

	§		2
	\		/
	/		

Press and hold the key "  ", then press the corresponding key, you can type the symbol shows in the right square frame.


	±		@
			¨
	~		

Press and hold the key "  ", then press the corresponding key, you can type the symbol shows in the right square frame

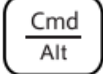
	€
--	---

Press the key and you can type the symbol shown in the right square frame.

			2
	#		/
	\		

Press and hold the key "  ", then press the corresponding key, you can type the symbol shows in the right square frame.

			//
	~		@

Press and hold the key "  " (the key on the right side of the keyboard), then press the corresponding key, you can type the symbol " ¡ " and " € ".

	¡		€
--	---	--	---

Adjustable Brightness

Switch backlight brightness (Dimly, Medium brightness, Brightest)



- The first press will turn on the backlight with a very dim brightness.
- The second press will increase the brightness to a medium level.
- The third press will set the backlight to the highest brightness.
- The fourth press will turn off the backlight.
- After 1 minute of inactivity, the backlight automatically turns off, and press any key to wake up.
- After 60 minutes of inactivity, the backlight will automatically turn off, and the keyboard enters deep sleep mode. Press any key to wake up the keyboard, and the backlight needs to be turned on again.

Product Parameters

- **Battery Capacity:** 1500mAh
- **Working Current:** S3.5mA
- **Sleep Current:** 31 uA
- **Charging Current:** 330mA(±20mA)
- Standby Current: ≤0.3mA
- **Standby Time:** ≥150 Days
- **Charging Time:** < 6 hours
- **Wake Up Way:** Press any key
- **Keyboard Dimension:** 386.4×119.7×12.4mm(Unfolded) 215.5×119.7×20.9mm(Folded)
- **Weight:** 314 g

Tips

1. If it fails to connect normally, it is recommended to turn off the keyboard power, restart the Bluetooth of the device, and connect again. Or delete the extra Bluetooth option name in the Bluetooth connection list of the device and reconnect.
2. To switch to a channel that has been successfully connected, first press the channel button first, and then wait 3 seconds to keep working.
3. The keyboard has a memory function, when the keyboard is connected properly at one channel, turn off the keyboard and turn on again, the keyboard will be in the default channel, and the indicator of this channel is on.

Sleep Mode

1. When the keyboard is not used for more than 60 minutes, it will automatically enter the sleep mode and the indicator light will be off.
2. When you use the keyboard again, you only need to press any key, and the keyboard will wake up within 3 seconds. The indicator will light up again and start to work.

Packing List

- 1* Foldable Bluetooth Keyboard

- 1* Type-C Charging Cable
- 1* Collapsible Phone Holder
- 1* Storage Bag
- 1* User Manual

EU Declaration of Conformity

- Declared Object: Backlit Full-Size Wireless Keyboard
- Model: XK01 Plus
- Rating: 3.7V=10mA
- Input: 5V=250mA
- Place of Production: Made in China
- Manufacturer: Shenzhen Hangshi Electronic Technology Co. LTD
- Address: Floor 2, Building A1, Zone G, Democratic West Industrial Zone, Democratic Community, Shajing Street, Baoan District, Shenzhen City, Guangdong Province, China, 518104
- European Representative:
 - **EC/REP**
 - **Business name:** g.L.L. GmbH
 - **Business address:** Bauemvogtkoppel, 5 5c, 22393, Hamburg, Germany
 - **Email:** g.L.L.DE@outlook.com
 - **Tel:** +49 1623305764
 - **UK/REP**
 - **Business name:** M1ANTO INTERNATIONAL TRADE LIMITED
 - **Business address:** The Imperial, 31-33 St Stephens Gardens, Notting Hill, London, United Kingdom, W2 SNA
 - **Email:** AmantoUK@outlook.com
 - **Tel: +447921801942**

It is our sole responsibility to declare that the above products are in full compliance with Directive 2014/53/EU, 2011/65/EU (as amended)

Position: Managing Director

Signature:

ZHAO CHEN

Date of Sign:

2022.1.5

EU agent name:

Tong Jia

Date of Sign:

2022.1.5



Documents / Resources

<p>ProtoArc</p> <p>XK01 Plus</p> <p>User Manual</p> <p><small>Backlit Full Size Wireless Keyboard</small></p> <p><small>www.protoarc.com UK: support@protoarc.com US: support-us@protoarc.com Contact Us: +86 186 000 11118 Address: China, Shenzhen, Shenzhen, China</small></p>	<p>ProtoArc XK01 Plus Backlit Foldable Bluetooth Portable Keyboard [pdf] User Manual</p> <p>XK01 Plus Backlit Foldable Bluetooth Portable Keyboard, XK01, Plus Backlit Foldable Bluetooth Portable Keyboard, Bluetooth Portable Keyboard, Portable Keyboard, Keyboard</p>
--	---

References

- [User Manual](#)

Manuals+, Privacy Policy

This website is an independent publication and is neither affiliated with nor endorsed by any of the trademark owners. The "Bluetooth®" word mark and logos are registered trademarks owned by Bluetooth SIG, Inc. The "Wi-Fi®" word mark and logos are registered trademarks owned by the Wi-Fi Alliance. Any use of these marks on this website does not imply any affiliation with or endorsement.