



ProtoArc XK01 Foldable Bluetooth Portable Keyboard with Number Pad User Manual

[Home](#) » [ProtoArc](#) » ProtoArc XK01 Foldable Bluetooth Portable Keyboard with Number Pad User Manual 

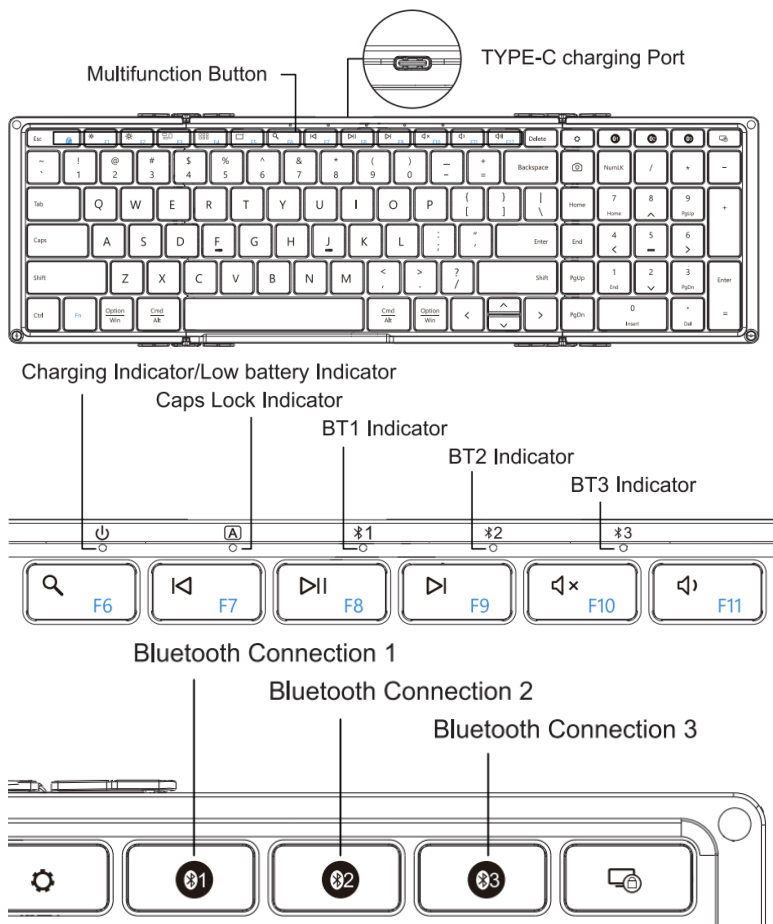
ProtoArc XK01 Foldable Bluetooth Portable Keyboard with Number Pad User Manual



Contents


- [1 Product Features](#)
- [2 Bluetooth Connection](#)
- [3 How to Switch Connection Mode](#)
- [4 Keyboard Charging](#)
- [5 Multimedia Function Keys](#)
- [6 Product Parameters](#)
- [7 Tips](#)
- [8 Sleep Mode](#)
- [9 Packing List](#)
- [10 Documents / Resources](#)
 - [10.1 References](#)
- [11 Related Posts](#)




Product Features

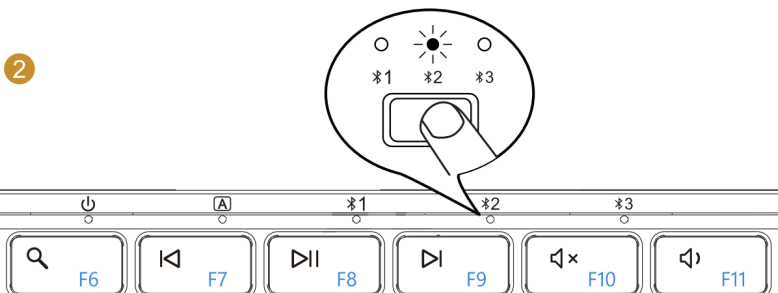


Bluetooth Connection

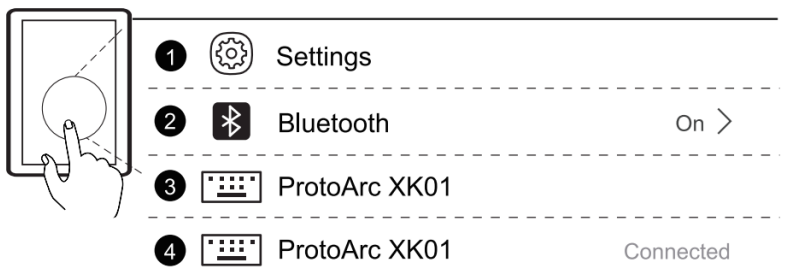
1. Unfold the Keyboard



2. Single press to choose any Bluetooth connection,    the blue indicator light flashes once to enter Bluetooth mode. Then long press for 3-6s, when the blue indicator light flashing quickly, it enters Bluetooth pairing mode.



3. Turn on the Bluetooth settings on your device, search or select "ProTour XK01" and start Bluetooth pairing until the connection is completed.

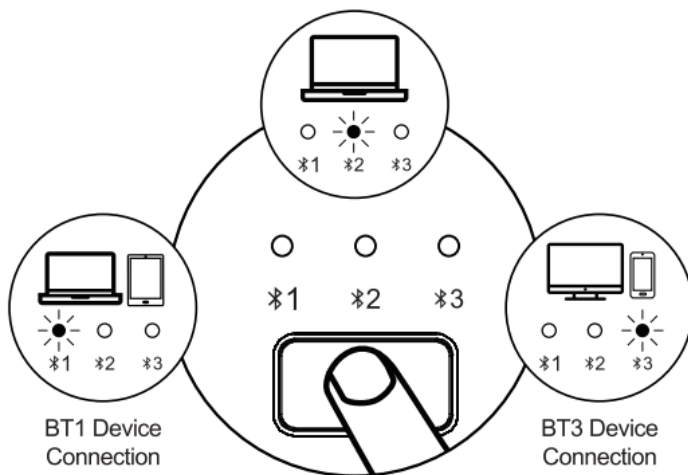


How to Switch Connection Mode

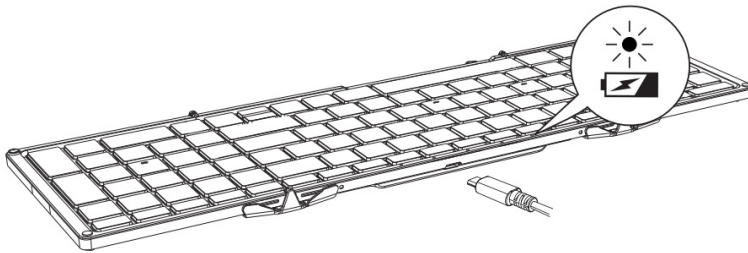


After connection, short press the keyboard connection button to easily switch to multiple devices.

BT2 Device Connection



Keyboard Charging





When the battery is too low, the low battery indicator will turn red and flash quickly. Please connect to the power supply to charge in time to ensure that the keyboard has sufficient power to meet normal work.

If the battery of the keyboard is too low, there will be delays and freezes and other problems in typing, which affect normal use. Power indicator turns red while charging, then turn off after fully charged.

Multimedia Function Keys

Keys	Windows OS	Android OS	IOS	Mac OS
	Light-	Light-	Light-	Light-

	Light +	Light +	Light +	Light +
	Window Switch	Window Switch	/	Window Switch
	Application Switch	Application Switch	Open latest Window	Open latest Window
	Display Desktop	Go Home	Go Home	Go Home
	Search	Search	Search	/
	Previous Track	Previous Track	Previous Track	Previous Track
	Play & Pause	Play & Pause	Play & Pause	Play & Pause
	Next Track	Next Track	Next Track	Next Track
	Mute	Mute	Mute	Mute
	Volume –	Volume –	Volume-	Volume-
	Volume	Volume +	Volume +	Volume
	Setup	/	/	/
	Lock Screen	Lock Screen	Lock Screen	/
	Screenshot	Screenshot	Screenshot	Screenshot

	FN+ESC (FN lock) button to turn on or turn off the FN function
----------------------------------------------------------------------------------	----------------------------------------------------------------

Note: The FN function is a cyclic mode (F1-F12 and multimedia functions are cyclically used)

Product Parameters

Battery Capacity: 210mAh

Working Current: 33.5mA

Sleep Current: 31uA

Charging Current: 190mA(±20mA)

Standby Current: ≤0.3mA

Standby Time: ≥150 Days

Charging Time: <2 hours

Wake Up Way: Press any key

Keyboard Dimension: 386.4×119.7×12.4mm(Unfolded) 215.5×119.7×20.9mm(Folded)

Weight: 297g

Tips

1. If it fails to connect normally, it is recommended to turn off the keyboard power, restart the Bluetooth of the device and connect again. Or delete the extra Bluetooth option name in the Bluetooth connection list of the device and reconnect.
2. To switch to a channel that has been successfully connected, first press the channel button firstly, and then wait 3 seconds to keep working.
3. The keyboard has memory function, when the keyboard is connected properly at one channel, turn off the keyboard and turn on again, the keyboard will be in the default channel, and the indicator of this channel is on.


Sleep Mode

1. When the keyboard is not used for more than 30 minutes, it will automatically enter the sleep mode and the indicator light will be off.
2. When you use the keyboard again, you only need to press any key, and the keyboard will wake up within 3 seconds. The indicator will light up again and starts to work.

Packing List

- ▶ 1* Wireless Bluetooth Keyboard
- ▶ 1* Type-C Charging Cable
- ▶ 1* User Manual

Documents / Resources

	ProtoArc XK01 Foldable Bluetooth Portable Keyboard with Number Pad [pdf] User Manual XK01, HB320, XK01 Foldable Bluetooth Portable Keyboard with Number Pad, XK01, Foldable Bluetooth Portable Keyboard with Number Pad, Portable Keyboard with Number Pad, Keyboard with Number Pad, Number Pad, Pad
-----------------------------------------------------------------------------------	--------------------------------------------------------------------------------------------------------------------------------------------------------------------------------------------------------------------------------------------------------------------------------------------------------------------------

References

- [User Manual](#)

[Manuals+](#), [Privacy Policy](#)

This website is an independent publication and is neither affiliated with nor endorsed by any of the trademark owners. The "Bluetooth®" word mark and logos are registered trademarks owned by Bluetooth SIG, Inc. The "Wi-Fi®" word mark and logos are registered trademarks owned by the Wi-Fi Alliance. Any use of these marks on this website does not imply any affiliation with or endorsement.