



ProtoArc KM100 2.4G Wireless Backlight Keyboard Mouse Combo User Manual

[Home](#) » [ProtoArc](#) » ProtoArc KM100 2.4G Wireless Backlight Keyboard Mouse Combo User Manual 

ProtoArc KM100 2.4G Wireless Backlight
Keyboard Mouse Combo User Manual

ProtoArc 

ProtoArc KM100

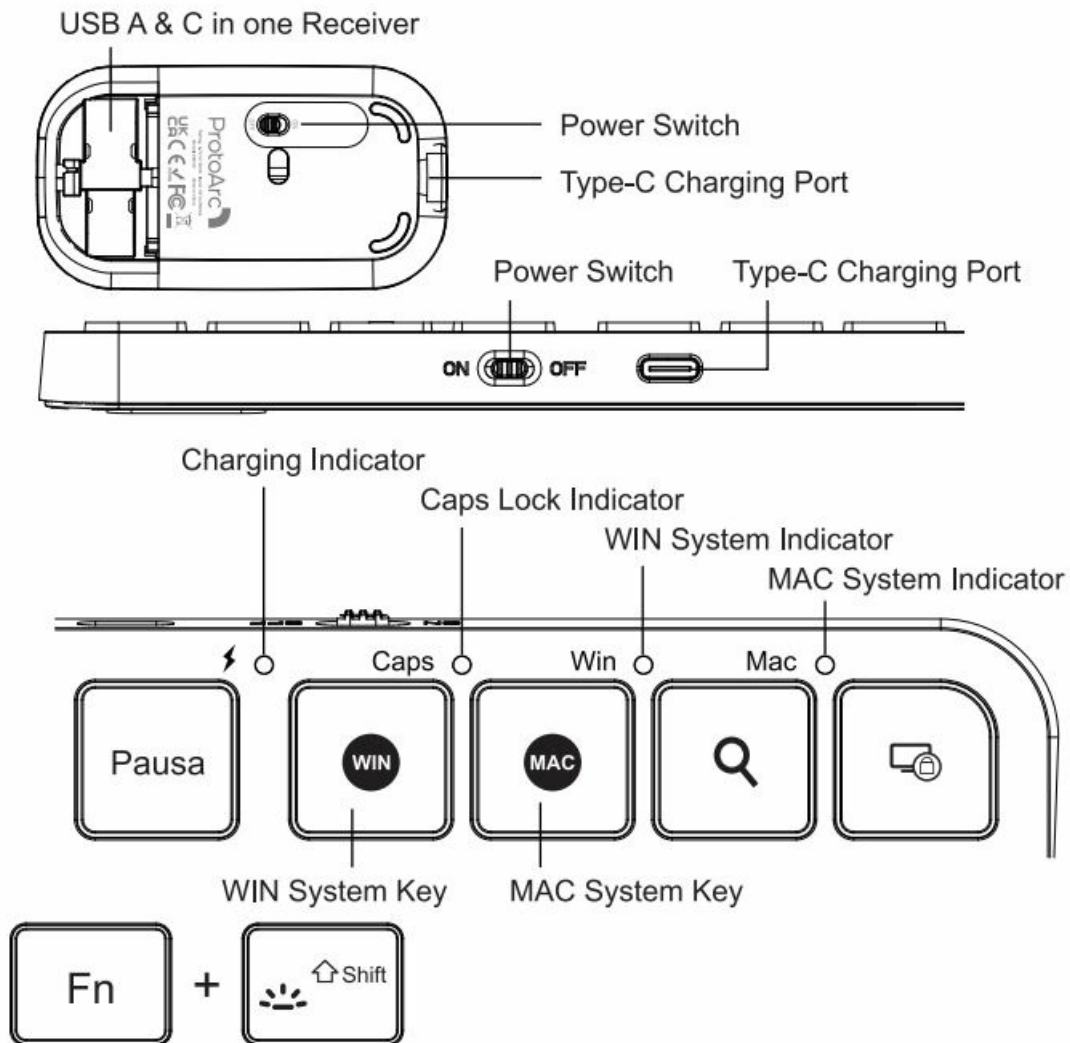
User Manual

2.4G Wireless Backlight
Keyboard Mouse Combo

Contents

- 1 Product Function
- 2 2.4G Wireless Connection
- 3 Multi-media Function Keys
- 4 Mouse Product Parameter
- 5 Keyboard Product Parameter
- 6 Package Includes
- 7 Documents / Resources

Product Function



Keyboard Backlight:

Press and hold the FN key first,

The first press backlight key, keyboard backlit up 30%;

The second press backlight key, keyboard backlit up 60%;

The third press backlight key, keyboard backlit up 100%;

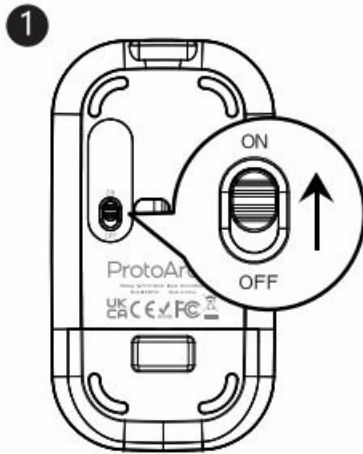
The fourth press backlight key, turn off the backlit.

After opening the backlit, the backlit will auto off when keyboard has no operation for 2 minutes. Press any key to wake up.

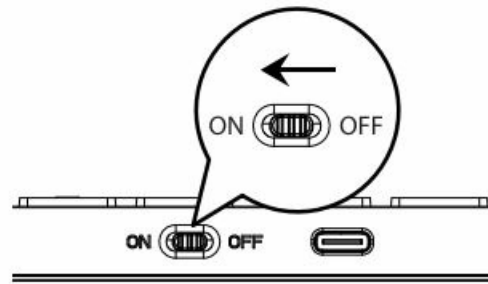
The keyboard will enter sleep mode after 30 minutes without operation, you can press any key to wake it.

Notes: the backlight needs to be turned on again.

2.4G Wireless Connection



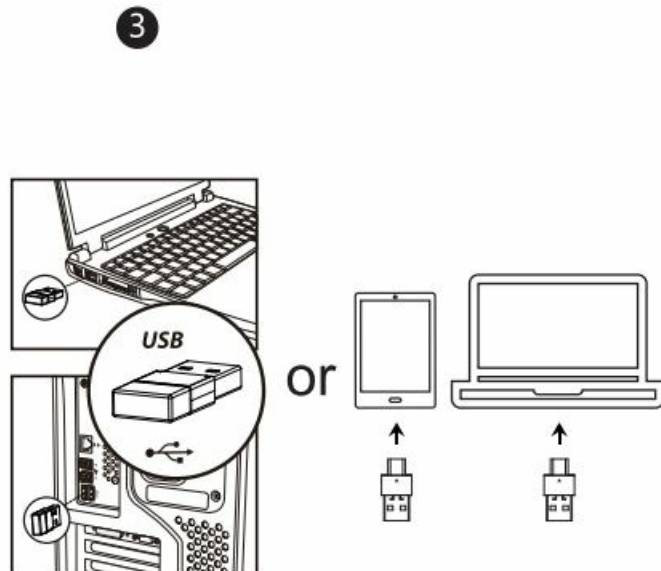
1. Switch the mouse Power Switch to ON.



1. Switch the keyboard Power Switch to ON.





















2. Take out the receiver.



3. Plug the receiver to computer USB port, or to a tablet/computer with Type-C port, Connection completed.

Multi-media Function Keys

Key	Windows System	Mac OS System
	Mute	Mute
	Volume Down	Volume Down
	Volume Up	Volume Up
	Previous Track	Previous Track
	Play/Pause	Play/Pause
	Next Track	Next Track
	Light Decreased	Light Decreased
	Light Increased	Light Increased
	Multiwindow Display	Mission Center
	Return to Desktop	Display Desktop
	Copy	Copy
	Paste	Paste
	Save	Save
	Fn Lock	Fn Lock
	Switch to Windows	Switch to Windows
	Switch to Mac OS	Switch to Mac OS
	Search	Search
	Lock Screen	Lock Screen

Direct press is multi-media function, F1-F12 function needs FN plus implementation.

Mouse Product Parameter

Compatible Operating System	XP Win7/8/10, Mac OS X10.12 or above
Channel	8
Engine	Optical
DPI	1000-1600-2400 DPI
Return Rate	125Hz
Transmission Distance	Within 8 meters
Working Voltage	3.7V
Working Current	10mA
Mouse Button Life	More than 3 million times
Battery Capacity	300mAh
Battery Life	1000 times charge and discharge cycles
Standby Time	200 hours
Continuous Working Time	50 hours
Mouse Dimensions	108*59*23.3mm
Weight	67g


Keyboard Product Parameter

Compatible Operating System	XP Win7/8/10, Mac OS X10.12 above
Transmission Distance	Within 8 meters
Working Voltage	3.7V
Working Current	10mA
Battery Capacity	1200mAh
Battery Life	1000 times charge and discharge cycles
Key Life	3 Millions keystrokes
Standby Time	500 Hours (No backlight)
Continuous Working Time	200 Hours (No backlight)
Wake Up Way	Press any key
Keyboard Dimensions	426.1*121.4*14mm
Weight	542g

Package Includes

- ▶ 1* Wireless Keyboard
- ▶ 1* Wireless Mouse
- ▶ 1* USB-A & Type C Receiver
- ▶ 1* Type-C Charging Cable
- ▶ 1* User Manual

Documents / Resources

 <p>ProtoArc ProtoArc KM100</p> <p>User Manual 2.4G Wireless Backlight Keyboard Mouse Combo</p> <p>support@protoarc.com www.protoarc.com</p>	<p>ProtoArc KM100 2.4G Wireless Backlight Keyboard Mouse Combo [pdf] User Manual KM100 2.4G Wireless Backlight Keyboard Mouse Combo, KM100, 2.4G Wireless Backlight Keyboard Mouse Combo, Backlight Keyboard Mouse Combo, Keyboard Mouse Combo, Mouse Combo</p>
--	---