



ProtoArc K100-A Backlit Bluetooth Keyboard for Mac User Manual

[Home](#) » [ProtoArc](#) » ProtoArc K100-A Backlit Bluetooth Keyboard for Mac User Manual 

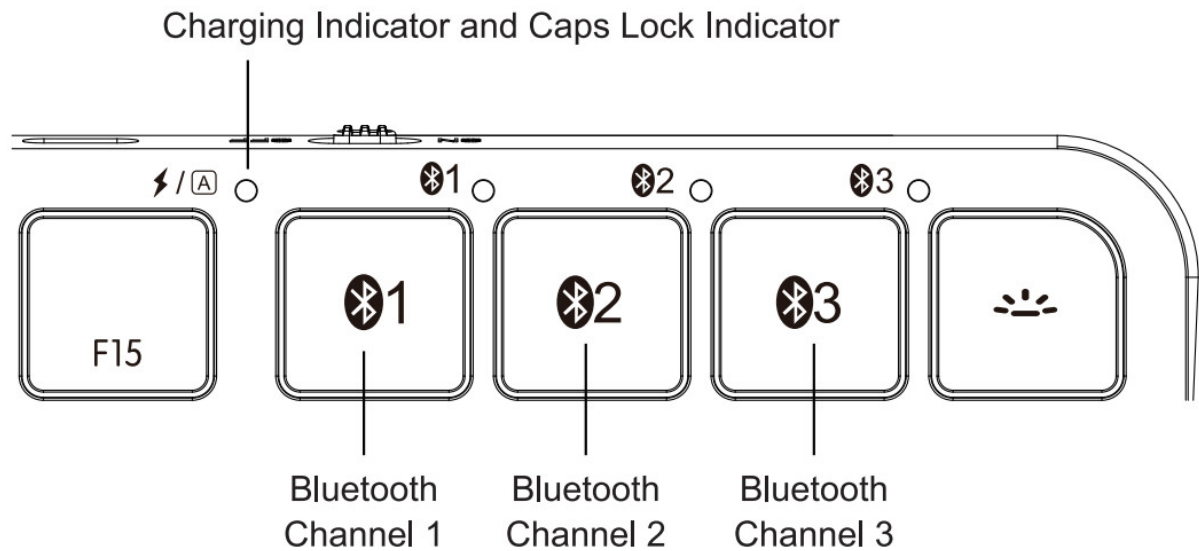
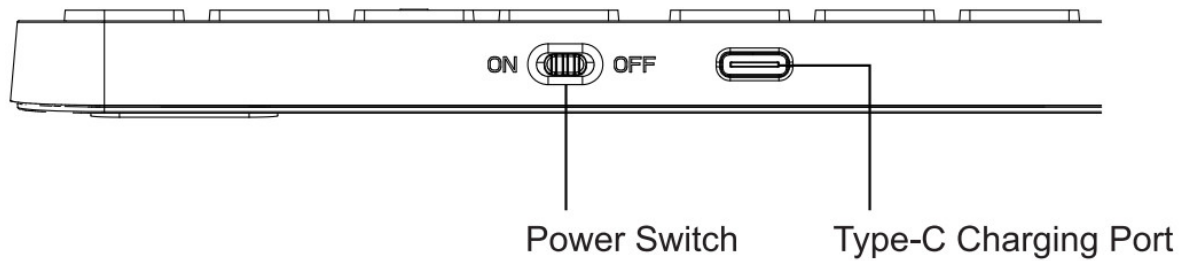


ProtoArc K100-A User Manual Backlit Bluetooth Keyboard for Mac

Contents

- [1 Product Function](#)
- [2 Bluetooth Connection](#)
- [3 Keyboard Charging](#)
- [4 Keyboard Mode Switch Method](#)
- [5 Multimedia Function Keys](#)
- [6 Kind Note](#)
- [7 Sleep Mode](#)
- [8 Product Parameters](#)
- [9 Package List](#)
- [10 Documents / Resources](#)

Product Function

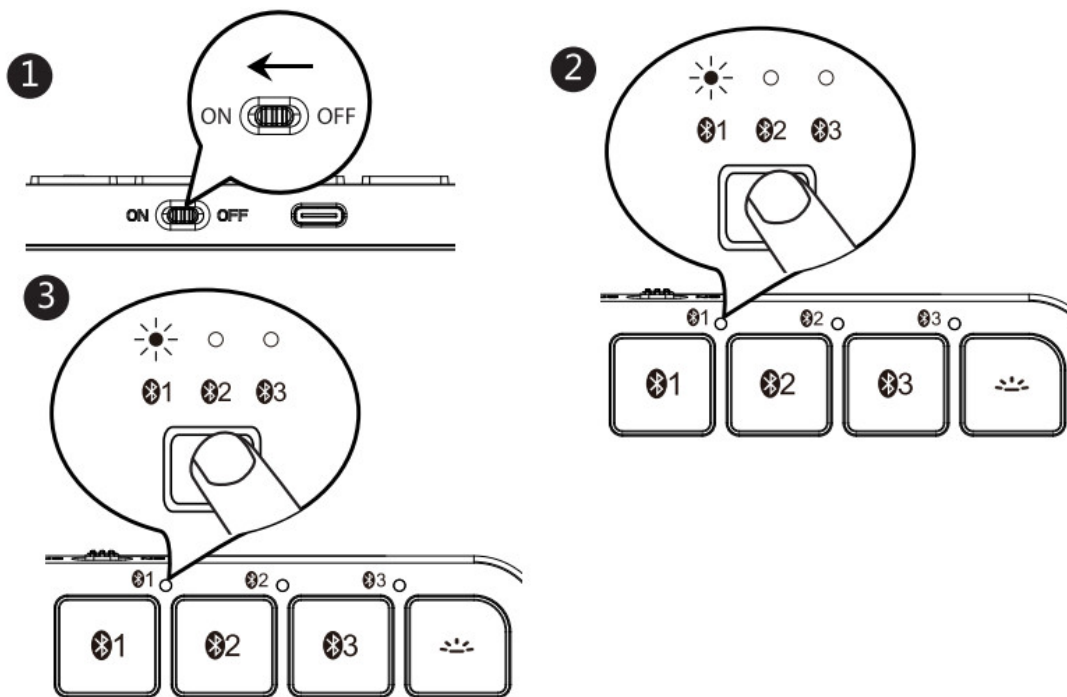


Keyboard backlight:

Press the first backlight key keyboard backlight up 30%, Press the second backlight key keyboard backlight up 60%, Press the third backlight key keyboard backlight up 100%, Press the light out again, open backlight after the keyboard, If the keyboard does not operate within 2 minutes, the backlight will automatically turn off, press any key to wake up.

If the keyboard does not operate within 30 minutes, it will enter the hibernation state, you can press any key to wake up, and the backlight needs to be turned on again.

Bluetooth Connection



1. Turn on the power switch.
2. Press once to choose Bluetooth Channel 1, 2 or 3, the white indicator light flashes and the keyboard enters into Bluetooth mode.
3. Long press for 3-5 seconds, the white indicator light flashes quickly and the keyboard enters into Bluetooth pairing mode.

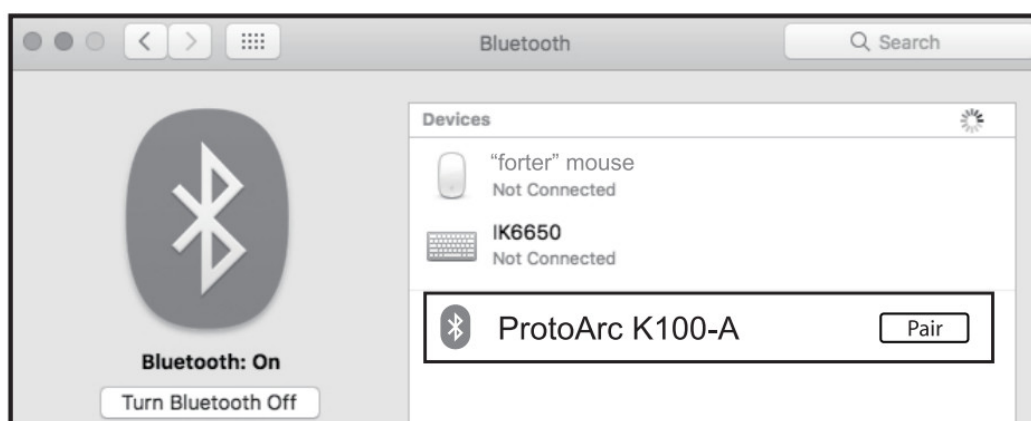
Mac OS

Refers to Keyboard Bluetooth Mode Installation Steps 1, 2 and 3 before pairing.

4. Find "System Preferences" on Macs.



5. Choose "Bluetooth in System Preferences.



6. Search and click to pair the "ProtoArc K100-A".



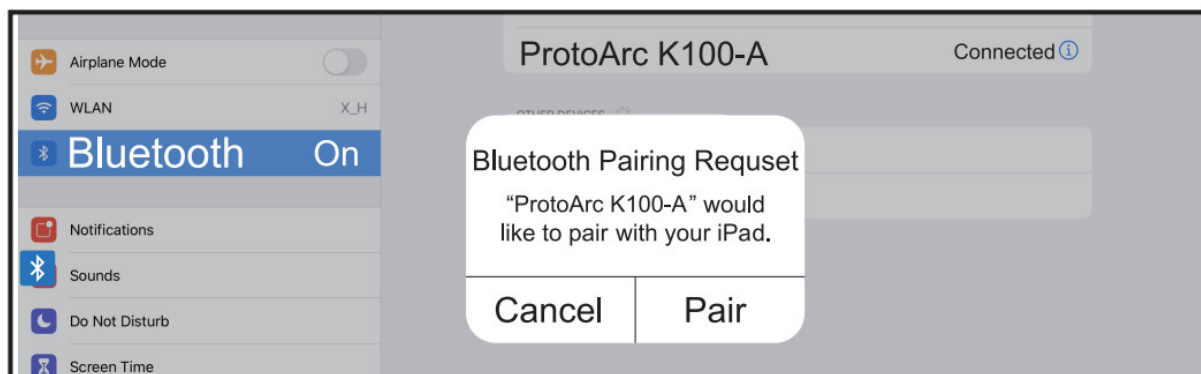
iOS System

Refers to Keyboard Bluetooth Mode Installation Steps 1, 2 and 3 before pairing.

4. Open "Settings™" and turn on Bluetooth function.



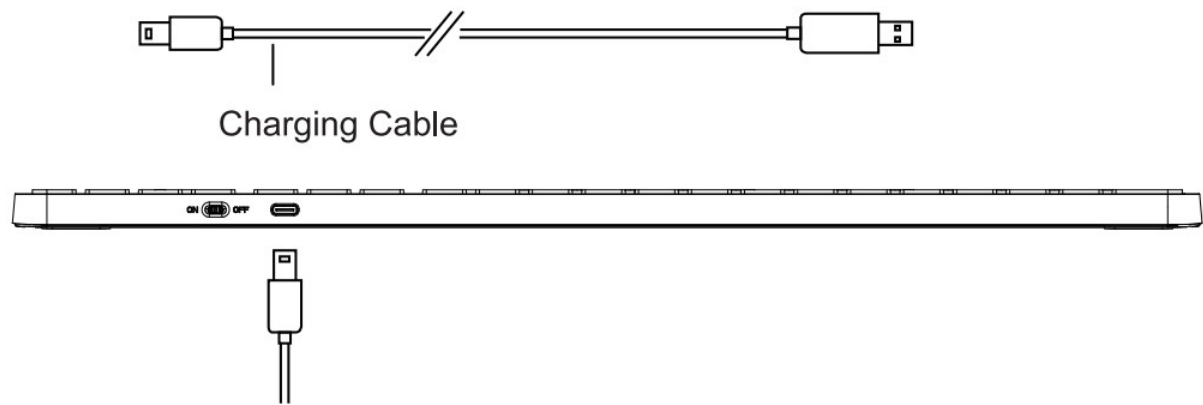
5. Search and click to pair the "ProtoArc K100-A".



6. Successfully paired when it shows "ProtoArc K100-A Connected".



Keyboard Charging

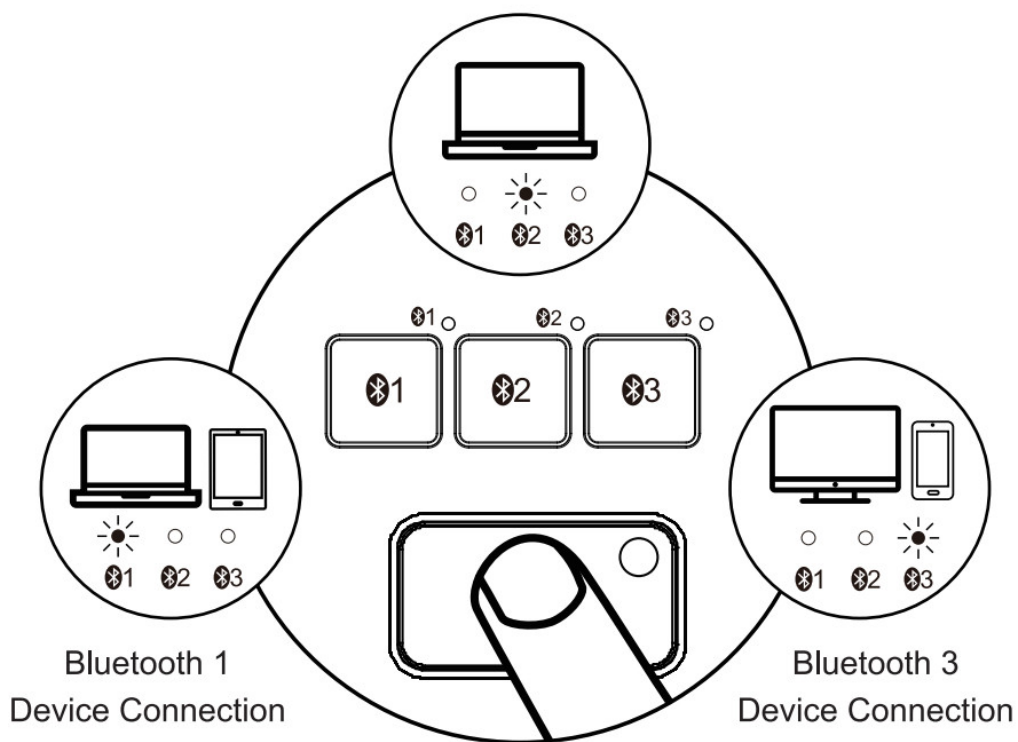


When the battery power of keyboard is very low, the low power indicator which shows the Bluetooth channel you are currently on will quickly appear white flashing, when the battery power is too low, the backlight does not work and typing will appear delayed or slow response, please charge the keyboard at this time to ensure that the keyboard can work normally, Charging indicator turns from red to green to indicate that the keyboard is fully charged.













Keyboard Mode Switch Method

After 1|2|3 connected, short press the Bluetooth channel button to switch the devices.

Bluetooth 2 Device Connection



Multimedia Function Keys

Key	Function	Key	Function
	Light decreased		Light increased
	Display window		Search
	Previous track		Play& Pause
	Next track		Mute
	Volume down		Volume Up
	Open the drive		Power on/ off

Direct Press is multimedia function to use F1-F12 need FN Plus implementation.

Kind Note

1. When the keyboard is not connected properly, please turn off the power switch, restart the Bluetooth of the device and connect again, or delete extra Bluetooth device names in the Bluetooth list, and connect again.
2. Please press the channel button to switch between the devices that already connected successfully, wait for 3 seconds, it will work properly.
3. The keyboard has memory function, when the keyboard is connected properly at one channel, turn off the keyboard and turn on again, the keyboard will be in the default channel, and the indicator light of this channel is on.

Sleep Mode

1. When the keyboard is not used for over 30 minutes, the keyboard will automatically enter into the sleep mode, the indicator light will be off.
2. When you want to use the keyboard again, please press any key, the keyboard will wake up within 3 seconds, and the indicator light will be on again.

Product Parameters

Name	Specifications
Compatible Operating Systems	Mac OS 10.12 and above
Battery Capacity	1200mAh
Sleep Time	Enter into the sleep mode with no operation for 30 minutes
Battery Life	1000 times charge and discharge
Key Life	3 Millions Strokes
Standby Time	500 Hours (No backlight)
Continuous Working Time	200 Hours (No backlight)
Wake Up Way	Press any key
Operating Distance	Within 8 meters
Working Current (No backlight)	≤ 3mA
Keyboard Dimension	426.1 x 121.4 x 14mm
1 Level Brightness Working Time	≤ 12 Hours
2 Level Brightness Working Time	≤ 8 Hours
3 Level Brightness Working Time	≤ 4 Hours

Package List

- ▶ 1 x Wireless Bluetooth Keyboard
- ▶ 1 x Type-C Charging Cable
- ▶ 1 x User Manual



Documents / Resources

	<p>ProtoArc K100-A Backlit Bluetooth Keyboard for Mac [pdf] User Manual</p> <p>K100-A Backlit Bluetooth Keyboard for Mac, K100-A, Backlit Bluetooth Keyboard for Mac, Bluetooth Keyboard for Mac, Keyboard for Mac</p>
--	--