



Contents [[hide](#)]

- [1 PROTEK E03Pro Floating Speaker](#)
- [2 Product Specifications](#)
- [3 Product Usage Instructions](#)
- [4 OPERATION PANEL](#)
- [5 MAIN PARAMETERS & FUNCTIONS](#)
- [6 NOTE](#)
- [7 Contact](#)
- [8 FCC Warning](#)
- [9 Frequently Asked Questions](#)
- [10 Documents / Resources](#)
 - [10.1 References](#)

PROTEK

PROTEK E03Pro Floating Speaker



Product Specifications

- Model: E03pro-20250311
- Dimensions: 120*120mm
- Weight: 157g

Product Usage Instructions

Setup:

1. Unbox the product and remove all packaging materials.
2. Place the floating speaker on a flat, stable surface.
3. Connect the necessary cables to power on the speaker.

Pairing:

1. Turn on the speaker and enable Bluetooth on your device.
2. Search for available Bluetooth devices and select the speaker to pair.
3. Once paired, you can start playing music through the speaker.

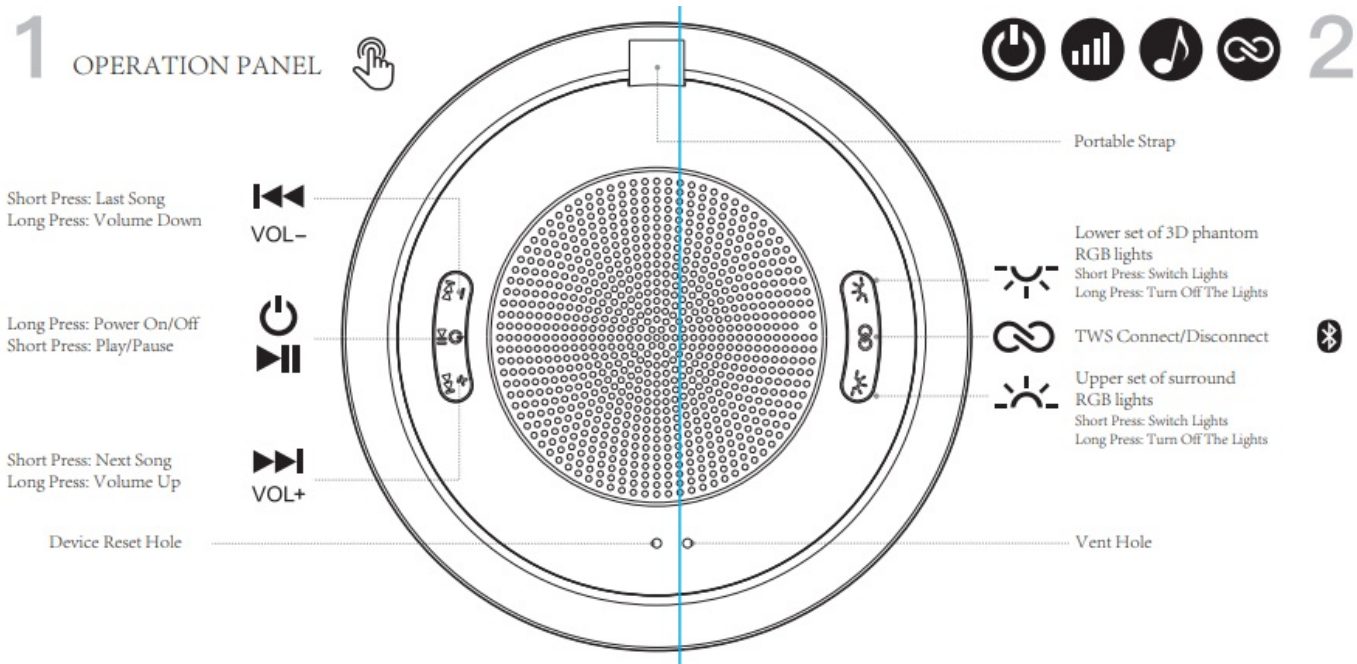
Charging

1. Use the provided charging cable to connect the speaker to a power source.
2. Allow the speaker to charge fully before first-time use.

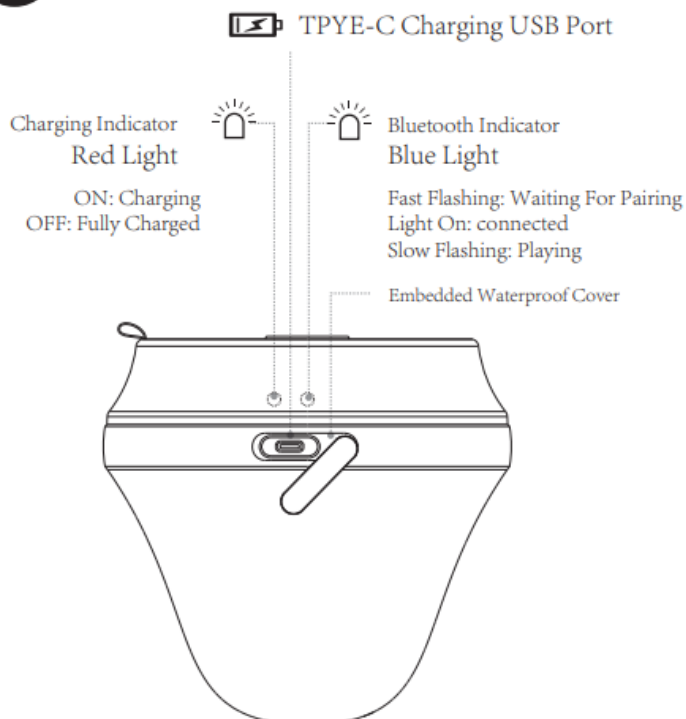
Maintenance

1. Keep the speaker clean by wiping it with a soft, dry cloth.
2. Avoid exposing the speaker to water or extreme temperatures.

OPERATION PANEL

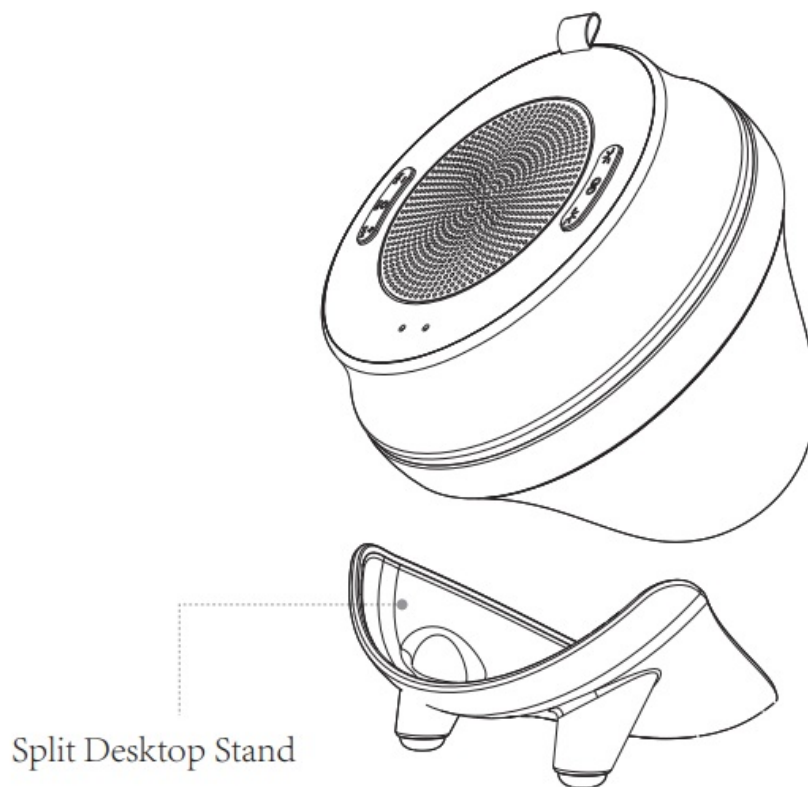


3



MAIN PARAMETERS & FUNCTIONS

- Model: E03pro (Bluetooth Pair Name: E03pro)
- Play Music: Bluetooth (TWS)
- Lights: Two Independent RGB Lights
- Bluetooth: 5.4/TWS
- Waterproof Level: IPX7
- Input Voltage: Type-C DC 5V 2A
- Stand: Split Desktop Stand
- Net Weight: 1.6lb/730g
- Device Size: 5.5X5.3inch/ 140mmX135mm
- Charging Time: ≈4-5H
- Playback Time: ≈4-6H



NOTE

1. Do not allow young children to operate or play with this speaker unattended to prevent injury.
2. Avoid using abrasive cleaners on this speaker.
3. Keep the product away from sharp objects to prevent scratches.
4. Dropping the product may damage internal components and circuits.
5. Unauthorized disassembly may damage the internal structure.
6. Do not dispose of the speaker in fire, as the battery may explode.

7. Water can obstruct Bluetooth signals. If fully submerged, Bluetooth may disconnect; simply reconnect to resume use.
8. Water in the speaker output may temporarily reduce volume. Vibration will naturally expel water from the output.

Contact

Customer Support email: WNWT-CS@outlook.com

We truly value your feedback! If you experience missing accessories, unexpected product issues, or any other concerns, please:

Contact our support team or Message us through your order page.

We'll promptly resolve your request to ensure a smooth experience!

FCC Warning

This device complies with part 15 of the FCC Rules. Operation is subject to the following two conditions:

1. This device may not cause harmful interference, and
2. this device must accept any interference received, including interference that may cause undesired operation.

Any Changes or modifications not expressly approved by the party responsible for compliance could void the user's authority to operate the equipment.

Note: This equipment has been tested and found to comply with the limits for a Class B digital device, pursuant to part 15 of the FCC Rules. These limits are designed to provide reasonable protection against harmful interference in a residential installation. This equipment generates uses and can radiate radio frequency energy and, if not installed and used in accordance with the instructions, may cause harmful interference to radio communications. However, there is no guarantee that interference will not occur in a particular installation. If this equipment does cause harmful interference to radio or television reception, which can be determined by turning the equipment off and on, the user is encouraged to try to correct the interference by one or more of the following measures:

- Reorient or relocate the receiving antenna.
- Increase the separation between the equipment and receiver.
- Connect the equipment into an outlet on a circuit different from that to which the receiver is connected.
- Consult the dealer or an experienced radio/TV technician for help.

RF warning for Portable device:

The device has been evaluated to meet general RF exposure requirement. The device can be used in portable exposure condition without restriction.

Frequently Asked Questions

- **Q: How do I reset the speaker?**

A: To reset the speaker, press and hold the power button for 10 seconds until you see the indicator lights flash.


- **Q: Can I use the speaker while it is charging?**

A: Yes, you can use the speaker while it is charging, but it may affect the charging time.

- **Q: How do I check the battery level of the speaker?**

A: Some models have battery level indicators that show the remaining charge. Check the user manual for specific instructions for your model.

Documents / Resources

| | |
|---|--|
|  | <p>PROTEK E03Pro Floating Speaker [pdf] Instruction Manual</p> <p>E03Pro, E03Pro Floating Speaker, Floating Speaker, Speaker</p> |
|---|--|

References

- [User Manual](#)

📎 E03Pro, E03Pro Floating Speaker, Floating Speaker, Protek,

📁 PROTEK speaker

Leave a comment

Your email address will not be published. Required fields are marked *

Comment *

Name

Email

Website

☐ Save my name, email, and website in this browser for the next time I comment.

Post Comment

Search:

e.g. whirlpool wrf535swhz

Search

[Manuals+](#) | [Upload](#) | [Deep Search](#) | [Privacy Policy](#) | [@manuals.plus](#) | [YouTube](#)

This website is an independent publication and is neither affiliated with nor endorsed by any of the trademark owners. The "Bluetooth®" word mark and logos are registered trademarks owned by Bluetooth SIG, Inc. The "Wi-Fi®" word mark and logos are registered trademarks owned by the Wi-Fi Alliance. Any use of these marks on this website does not imply any affiliation with or endorsement.