



Contents [[hide](#)]

- [1 PROTAC SenSit Nature Integrating Senses](#)
- [2 Product Specifications](#)
- [3 Product Usage Instructions](#)
- [4 Accessories](#)
- [5 Key to symbols – product label](#)
- [6 Safety – general precautions](#)
- [7 Indications](#)
- [8 Contra-indications](#)
- [9 Maintenance](#)
- [10 Cleaning](#)
- [11 Key to symbols – care label](#)
- [12 Dismantling the products before washing](#)
- [13 Transport and storage](#)
- [14 Service life and warranty](#)
- [15 Disposal](#)
- [16 FAQs](#)
- [17 Documents / Resources](#)
 - [17.1 References](#)

PROTAC®

PROTAC SenSit Nature Integrating Senses



Product Specifications

- Maximum User Weight: 90 kg
- Chair Height: 65 cm

Product Usage Instructions

Warnings and Safety Precautions:

- Avoid smoking near the product to prevent burns.
- Do not leave switched-on electrical appliances emitting heat near the product.
- Avoid using the product near an open fire.
- Use only the balls supplied by the manufacturer in the product.
- Keep the incontinence cover away from children.
- Do not leave a person in the chair directly under the sun.

Use and Environment:

The chair is best used with both neck wings and side wings, with feet on the puff. Apply light pressure on the shoulders for sensory stimulation.

Product Indications:

The chair is used during the day to regulate user arousal levels.

Contra-indications:

Do not use the chair if the user has pressure ulcers or is at risk of developing them.

Users with chronic attacks or neurological disorders should not use the chair unattended. Users unable to care for themselves should not use the chair alone. Pay special attention to users who cannot express discomfort.

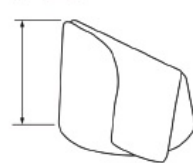
The warranty covers faults or defects in the material of the products within 2 years from the invoice date. Products are subject to minor technical modifications and design deviations. E. & O.E.

REF

600-502-3000 Protac SenSit® Nature Junior

90 kg

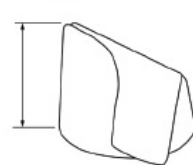
65 cm



600-602-3000 Protac SenSit® Nature

200 kg

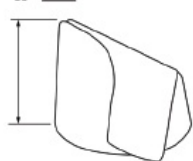
78 cm



600-702-3000 Protac SenSit® Nature

200 kg

85 cm



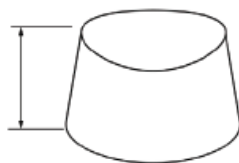
REF

600-510-3000 Protac SenSit® Nature Junior Puff

70 kg



32 cm

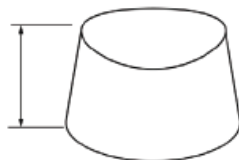


600-610-3000 Protac SenSit® Nature Puff

150 kg

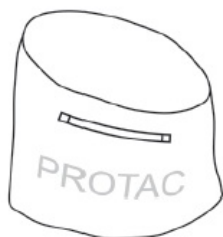


40 cm

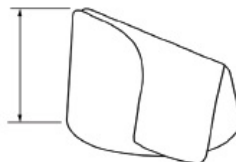


Accessories

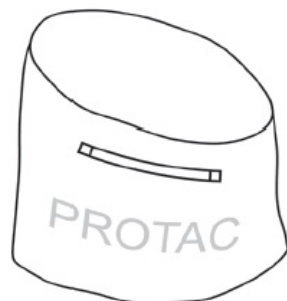
500-400-502-10



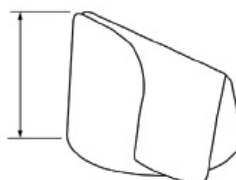
65 cm



500-400-602-10



78 cm
85 cm



- You have chosen a Protac quality product. Protac guarantees that this product is of original Danish design and developed in consultation with experts. Since 1994, Protac has developed, manufactured, and sold sensory-stimulating aids to the healthcare sector in Denmark.
- Today, Protac products are sold worldwide.

- All Protac products have been developed on the basis of the theories of sensory integration, and they are supported by extensive research, documentation and case studies.
- The theory of sensory integration by A. Jean Ayres forms the basis of the development of all Protac products. The theory is based on how the brain processes sensory impression and how stimulation of the muscle-joint-sense and the deep tactile sense has a calming and organising effect on the sensory system.
- All Protac products contain balls, and it is the movement of the balls that provide the dynamic deep-point pressure on the body and stimulate the receptors in the deep tactile sense and the muscle-joint sense. This enhances the body awareness, alleviates sensory disorder and has a calming effect on both body and mind.
- Further information can be found at www.protac.dk.

Marking

- The products are CE-marked by Regulation (EU) 2017/745 on medical devices.
- EU declaration of conformity can be found at www.protac.dk











Incidents – adverse events

- Incidents related to the use of Protac SenSit® Nature must be reported to Protac.
- Adverse events related to the use of Protac SenSit® Nature must be reported to the National Competent Authority and Protac.









Traceability

Production month, year, and batch number can be found on the product label. Do not remove the product label from the product.

Key to symbols – product label

	Instructions for use		Maximum user weight
	Medical device		Article number
	Lot number		For indoor use
	Manufacturer		Production month/year
	CE marked in accordance with Regulation (EU) 2017/745 on medical devices		
	Warning: See under Safety		

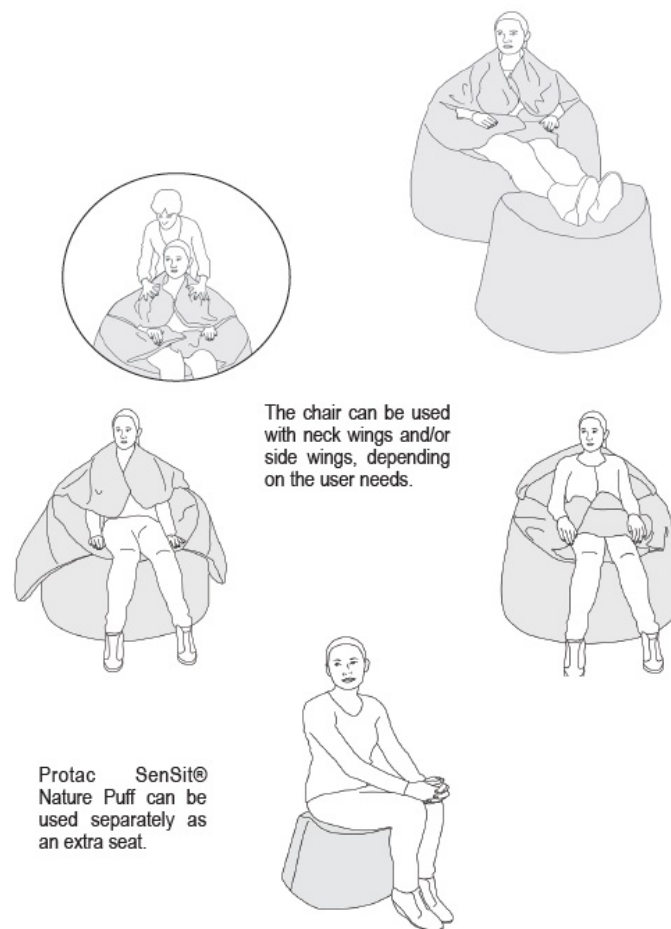
Safety – general precautions

	Do not use unauthorized accessories such as belts or harnesses in the chair. Only original Protac SenSit® Frame can be used with the chair.
	Avoid smoking next to the product. Dropped embers or cigarettes can cause burns.
	Never leave switched-on electrical appliances that emit heat on or near the product.
	Do not use near an open fire.
	Do not use balls other in the product than those supplied by the manufacturer .
	Incontinence cover must be kept away from children.
	Protac SenSit® Nature does not tolerate temperatures below 0° C.
	Never leave a person in the chair when it is placed directly in the sun.

Use and use environment of the product.

Protac SenSit® Nature is supplied ready for use. It is for both indoor and outdoor use in both private homes and institutions.

- The optimum use of the chair is with the application of both neck wings and side wings and with both feet on the puff.
- Light pressure can be applied to the shoulders to increase sensory stimulation.



During transport, Protac SenSit® Nature might take shape from the box. As soon as the chair is put to use, it will go back to its round shape again.

Indications

- Protac SenSit® Nature is a sensory-stimulating aid intended to compensate for a permanent disability. The ball chair provides an enveloping feeling of the whole body. It enhances body awareness, alleviates symptoms of sensory impairment and has a calming effect on body and mind. It also alleviates physical and mental unrest and sharpens concentration.
- The junior size chair has been developed for children aged 3-10 years.
- The shapeable content of sensory-stimulating balls in the seat, back, and wings provides a safe and enveloping feeling for the user. The neck cushion has granulate filling for optimum head support.
- The ball chair is for use during the day and can be used to regulate arousal.

Contra-indications

- Persons with pressure ulcers or persons at risk of developing pressure ulcers are not

to use the product.

- Persons with a history of chronic attacks or neurological disorders are not to use the chair unattended.
- Persons unable to take care of themselves are not to use the chair unattended.
Special attention must be given to users unable to express discomfort, e.g., they might not like being covered by the chair wings.
- Each chair model has a maximum user weight limit. See page 3.

Accessories

A carry bag is available, see page 5:

- To be used to protect the chair when it is placed in storage.
- Makes transporting the chair, e.g., in a car, easier.

Maintenance









- Over time, a recess will form in the seat as the granulate at the bottom 'settles' through use. It is therefore important to turn the chair upside down once in a while and shake it a little to allow the granulate to become evenly distributed again. This will restore the shape of the seat.
- After heavy rain, turn the chair upside down and wipe off the bottom with a dry cloth.
- If the chair is placed directly in the sun, it is recommended to protect it with the rain cover when not in use, to protect it against fading in the sun. The fabric will eventually fade, but the rain cover will postpone the process.
- Once a year, it is important to check the seams and the general condition of the chair. If repair is needed, this must be done before using the chair.

Cleaning

- Protac SenSit® Nature is hygienic, water-repellent, and has taped seams.
- Chair and puff can be wiped off with a cloth wrung out in warm, soapy water. Both chair and puff can be cleaned with antiseptic wipes.
- The frequency of washing depends on use.
- The cover and the ball bags can be washed in a washing machine according to the care label.

- The products can be dismantled and reassembled by following the procedure described on the next page.
- Protac does not recommend the use of stain remover.

Key to symbols – care label

	Maximum washing temperature		Line dry in the shade
	Do not wash		Do not iron
	Can be tumble dried		Do not dryclean
	Do not tumble dry		Do not bleach

A video showing how to assemble the chair is available at:

<https://protac.dk/products/protac-sensit-uk>

Dismantling the products before washing

Chair:

1. Remove the granulate inner bag from the neck cushion. NB! Do not wash the inner bag!
2. Remove ball bags from the side and neck wings. Ball bags are to be washed separately in a washing bag (enclosed) according to the care label.
3. Unzip the seat cover – it must be zipped back together with the rest of the cover before washing.
4. Release the large inner sack from the velcro (back and bottom) and take it out.
NB! Do not wash the inner sack!
5. Incontinence cover can be removed and washed separately according to the care label.
6. Unzip the bottom – it must be zipped back together with the rest of the cover before washing.
7. Turn the cover upside down and unzip the chambers that contain the front and back plates.
8. Remove front and back plates – NB! Do not wash the plates.
9. Close all zippers, attaching the seat cover and the bottom to the rest of the cover before washing it according to the care label.

Puff:

1. Remove the ball/granulate inner bag from the cover. NB! Do not wash the inner bag.
2. Close the zipper on the cover before washing it according to the care label.

Reassembling the products after washing**Chair:**

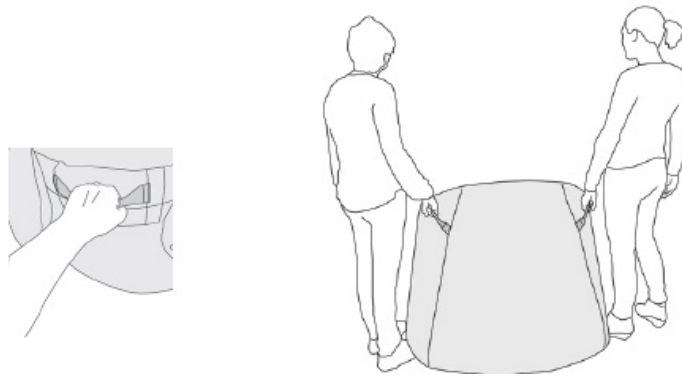
1. Unzip the seat cover and the bottom from the rest of the cover, and turn the cover upside down.
2. Unzip the chamber that holds the back plate and place the back plate inside.
NB! Make sure that the hard plastic faces inwards.
3. Close the back plate chamber.
4. Unzip the chamber that holds the front plate and place the front plate inside.
NB! Make sure that the hard plastic faces inwards.
5. Close the front plate chamber.
6. Reattach the bottom of the cover by closing the zipper. Turn the chair around.
7. Reattach the incontinence cover onto the inner sack.
8. Place the inner sack inside the cover. Make sure the velcro pieces fit at the back.
9. Reattach the seat cover. Make sure the velcro piece fits on the inner sack.
10. Place the ball bags for side wings and neck wings in the wings. Make sure the velcro pieces are attached at the top inside each wing.
11. Place the granulate inner bag in the neck cushion.
12. Close the zipper from side wing to side wing.

Puff:

1. Open the cover and place the ball/granulate inner bag inside.
2. Close the zipper.

Transport and storage

Always use the handles on the side and the back of the chair when moving it. Lifting the chair is a 2 person job.



Always ensure using the handles when pushing or pulling the chair even over short distances. Note that this will cause wear on the bottom, and it is always recommended to lift the chair.

Service life and warranty

- The expected service life of the product is 5 years. This is based on correct use, cleaning, washing, and maintenance.
- Products used beyond the expected service life must regularly undergo a maintenance inspection, which implies checking for wear and tear in fabric and seams.
- The product comes with a 2-year warranty, see page 2.

The warranty will be invalid in case of:

- overload or excessive use of the product
- lack of or incorrect maintenance of the product

Disposal

The product can be broken down into the following components for disposal:

- The plastic balls can be disposed of as hard plastic.
- The granulate can be disposed of as combustible waste.
- The fabric can be disposed of as textiles.



Cover

- Outer fabric: 100% polyester Interlining: 100% polypropylene Wash separately at a maximum of 60°C in a washing machine with a minimum capacity of 7 kg.
- Use detergent without perfume and no fabric softener. Tumble dry at a maximum of 60°C or line dry in the shade.
- Do not dry clean.
- Do not iron.
- Do not bleach.



Ball bags

- Bag: 100% polyester
- Filling: EVA balls
- Wash separately at a maximum of 60°C in a washing machine with a minimum capacity of 6 kg. The included laundry bag must be used.
- Use detergent without perfume and no fabric softener. Tumble dry at a maximum of 60°C or air dry.
- Do not dry clean.
- Do not iron.
- Do not bleach.



Incontinence cover

- 50% polyester
- 50% polyurethane
- Wash separately at a maximum of 95°C, gentle wash in a washing machine with a minimum capacity of 6 kg.
- Use detergent without perfume and no fabric softener. Tumble dry at a maximum of 60°C or line dry in the shade.
- Do not dry clean.
- Do not iron.

- Do not bleach.

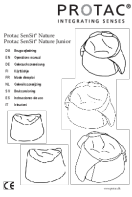
Visit our website to find your local dealer.

- www.protac.dk/uk/contact
- e-mail: protac@protac.dk

FAQS


- **Where can I find the EU Declaration of Conformity?**
You can find the EU Declaration of Conformity at www.protac.dk
- **How long is the warranty period?**
The warranty period is 2 years from the invoice date, covering material and fabrication faults.


Documents / Resources

	PROTAC SenSit Nature Integrating Senses [pdf] Instruction Manual SenSit Nature Integrating Senses, Nature Integrating Senses, Integrating Senses
---	---

References

- [User Manual](#)

 Integrating Senses, Nature Integrating Senses, PROTAC, SenSit Nature Integrating Senses

 PROTAC Senses

Leave a comment

Your email address will not be published. Required fields are marked *

Comment *

Name

Email

Website

☐ Save my name, email, and website in this browser for the next time I comment.

Post Comment

Search:

e.g. whirlpool wrf535swhz

Search

[Manuals+](#) | [Upload](#) | [Deep Search](#) | [Privacy Policy](#) | [@manuals.plus](#) | [YouTube](#)

This website is an independent publication and is neither affiliated with nor endorsed by any of the trademark owners. The "Bluetooth®" word mark and logos are registered trademarks owned by Bluetooth SIG, Inc. The "Wi-Fi®" word mark and logos are registered trademarks owned by the Wi-Fi Alliance. Any use of these marks on this website does not imply any affiliation with or endorsement.