



prosper WIRELESS G11 10.1 Android 13 Tablet User Guide

[Home](#) » [prosper WIRELESS](#) » prosper WIRELESS G11 10.1 Android 13 Tablet User Guide 

Contents

- [1 prosper WIRELESS G11 10.1 Android 13 Tablet](#)
- [2 Product Information](#)
- [3 Package contents](#)
- [4 Overview](#)
- [5 Safety precautions for batteries](#)
- [6 Hardware Guide](#)
- [7 Technical specifications](#)
- [8 Documents / Resources](#)
 - [8.1 References](#)

PROSPER 

prosper WIRELESS G11 10.1 Android 13 Tablet



Product Information

- **Product Name:** Android 13 Tablet 10.1
- **Model:** G11

Index

1. Acknowledgements
2. Package contents
3. Overview
4. Safety precautions for batteries
5. Warnings
6. Software update management
7. Hardware guide
8. Technical specifications
9. Disposal rules
10. Customer support

Acknowledgements

The user manual contains information about the Android 13 Tablet 10.1 and is provided by Prosper Wireless.

Package Contents

The package includes the following items:

- 1 Tablet
- 1 Power adapter

- 1 Certificate of conformity
- 1 Welcome flyer
- 1 Type-C USB cable
- 1 User manual
- 1 SIM card ejector
- 1 Sticker

If any item is missing or damaged, or if the unit fails to start, please contact Prosper Wireless Customer Support at (800) 611-6206 or hi@prosperwireless.us. Keep all packaging materials in case the device needs to be returned.

Overview

If the device does not respond when the power button is pressed, it may be due to a completely discharged battery. Charge the battery for at least 30 minutes using the supplied Type-C cable and power adapter, and then try switching on the device again.

All rechargeable batteries have a limited lifespan. If you notice a significant reduction in the battery life, please contact Prosper Wireless for assistance.

The device may heat up during prolonged use or exposure to high temperatures. If the device overheats, stop charging it and place it in a cool location to allow it to cool down. Avoid touching the surface of the device when it is overheating.

Charging times may vary depending on the ambient temperature and the remaining battery level.

Safety Precautions for Batteries

Use only the correct external power supply. The power adapter provided with the product should only be used with the specified power type indicated on the electrical rating label. If unsure, please contact Prosper Wireless customer support for assistance.

Battery pack care:

- Do not attempt to open or repair the battery pack as it may result in fire or burns.
- If the device will not be used for an extended period, ensure that the battery has a residual charge of about 50%. The device displays a low battery warning when the battery is almost empty. Charge the device immediately to prevent automatic shutdown.

Warnings

- Only use the original power adapter and Type-C cable provided to charge the tablet. Using different power adapters may damage the tablet.
- Ensure that the power supply is plugged into a power outlet with the correct input voltage. The adapter output voltage is 5.0V DC, 2A.
- Avoid exposing the device to strong magnetic fields, as it may cause damage.
- Only qualified employees of Prosper Wireless can repair the tablets.
- Keep the volume at a safe level to protect your hearing. Prolonged exposure to loud noise may result in

hearing troubles.

- Avoid dropping or bumping the device against objects, as it may cause damages not covered by the standard warranty.
- Do not expose the device to damp environments, rain, or extremely hot environments. Contact with liquids, sand, or prolonged exposure to high temperatures may cause irreparable damage.
- Replacing the battery with a non-compliant model can result in an explosion hazard.

Acknowledgements

This product has been designed to take advantage of mobility and direct interaction via the touch screen, mobile, WiFi and Bluetooth connectivity. The specifications and information contained in this manual are provided only for informational use and are subject to change at any time, without notice, and can not be construed as a commitment by the company. The company assumes no responsibility and does not assume any error or inaccuracy that may appear in this manual, including the products and software described.

Package contents

Verify that the following items are included in the package:

- 1 Tablet
- 1 Power adapter
- 1 Certificate of conformity
- 1 Welcome flyer
- 1 Type-C USB cable
- 1 User manual
- 1 SIM card ejector
- 1 Sticker

If something is missing or damaged, or the unit won't start, please contact Prosper Wireless Customer Support at (800) 611-6206 or hi@prosperwireless.us Please keep all packaging in case the device needs to be returned.

Overview

If the device does not respond when you press the power button, the battery is probably completely discharged. Charge the battery for at least 30 minutes (using the Type-C cable and the power adapter supplied with the device) and then switch on the device again. All rechargeable batteries have a limited life span. If you notice a significant reduction in the battery life of the device, please contact Prosper Wireless. The device can heat up with prolonged use or if exposed to high temperatures. If the device overheats, stop charging it, and place in a cool place and allow it to cool down. Avoid touching the surface of the device in case of overheating.

Charging times may vary depending on the ambient temperature and the remaining battery level.

Safety precautions for batteries

Use the correct external power supply. The power adapter of this product can only be used with the power type indicated on the electrical rating label. If you are unsure of the type of power required, please contact Prosper Wireless customer support.

Battery pack care

The product contains a lithium polymer battery. If the battery pack is handled incorrectly there is a risk of fire and burns. Do not attempt to open or repair the battery pack.

In case of prolonged non-usage, make sure to leave the battery with a residual charge of about 50%. The device displays a low battery warning when the battery is almost empty. Charge the device immediately to prevent it from turning off automatically.

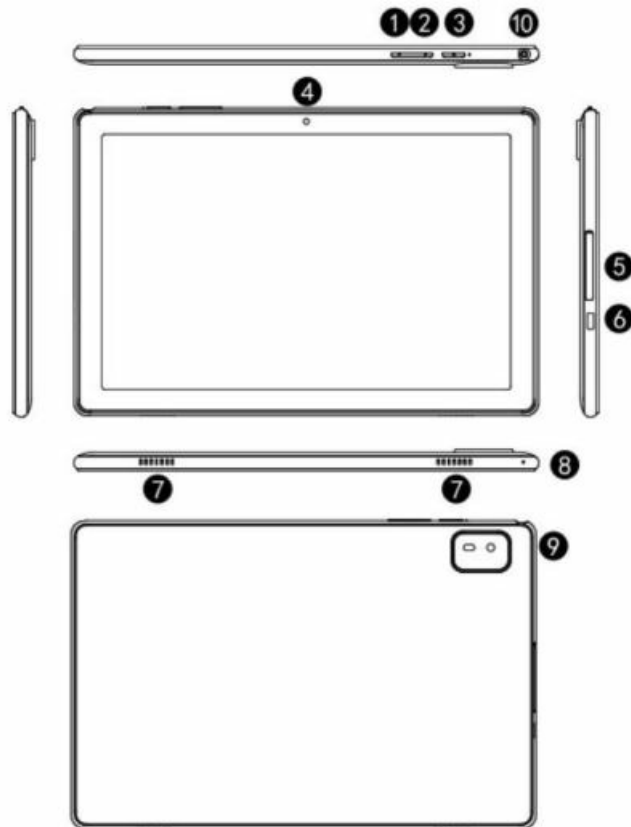
Warnings

- Only the original power adapter and Type-C line cable can be used to charge the tablet. Using different power adapters may damage the tablet.
- Make sure you plug the power supply into the power outlet with the correct input voltage. The adapter output voltage is 5.0V DC, 2A.
- Keep your device away from strong magnetic fields which may damage the device.
- Only qualified employees of our company can repair tablets.
- We recommend keeping the volume at a safe level to preserve your health. In case of prolonged exposure to loud noise, hearing troubles may arise.
- Be careful not to drop the device or bump it against objects, it may cause damages not covered by the standard warranty.
- Do not expose your device to damp environments, rain or extremely hot environments. Contact with liquids, sand or prolonged exposure to high temperatures may cause irreparable damage.
- EXPLOSION HAZARD if the battery is replaced with a not compliant model

Software update management



















During software updates or download operations, removing the power supply may result in irreversible data loss. Any tampering with the software may generate additional costs for recovery.

Hardware Guide



- Volume down
- Volume up
- Power switch
- Selfie camera
- SIM/TF card
- Type-C interface (full function)
- Speaker
- Microphone
- Rear camera
- Headphone jack

Technical specifications

Tablet dimensions	Width: 246.53mm Height: 163.33mm	Thickness: 10.2mm Weight: 511g
Chip		MT8766
Display	 	Standard LCM Switch FPC 800RGB x 1280 Dots 10.1"TFT LCD
Touch Screen		G+G 10.1
Operating system		Android™ 13
Case		
Memory	 	RAM: 4GB ROM: 64GB
Buttons	 	Power on, Volume
Inputs outputs	  	MicroUSB port MicroSD slot Mini audio jack port for headphones
Battery		Lithium Polymer battery: 5000 mAh 3.8V
Connections	 	WiFi:2.4 + 5G BT:5.0
Camera Sensor	 	5MP Front, 8 MP Rear ACCELEROMETER

Disposal

- DO NOT THROW the battery in the trash. Instead, use the e-waste disposal available in your local community.
- DO NOT DISPOSE OF the tablet in the trash. This product has been designed for reuse of some parts and the recycling of other parts. The X symbol on the dustbin indicates electrical and electronic contents, and/or batteries containing mercury. Therefore, the product should not be disposed of with normal municipal waste.
 - Check local regulations for proper disposal of electronic products.
- DO NOT THROW tablet in fire. DO NOT shortcircuit the internal contacts. DO NOT disassemble your tablet.

CustomerSupport

If you need help, please contact hi@prosperwireless.us or toll-free at 800-611-6206. We're here for you 7 days a week.

FCC Statement

This equipment has been tested and found to comply with the limits for a Class B digital device, pursuant to part 15 of the FCC Rules. These limits are designed to provide reasonable protection against harmful interference in a residential installation. This equipment generates, uses and can radiate radio frequency energy and, if not installed and used in accordance with the instructions, may cause harmful interference to radio communications. However, there is no guarantee that interference will not occur in a particular installation. If this equipment does cause harmful interference to radio or television reception, which can be determined by turning the equipment off

and on, the user is encouraged to try to correct the interference by one or more of the following measures:

- Reorient or relocate the receiving antenna.
- Increase the separation between the equipment and receiver.
- Connect the equipment into an outlet on a circuit different from that to which the receiver is connected.
- Consult the dealer or an experienced radio/TV technician for help.

Caution: Any changes or modifications to this device not explicitly approved by manufacturer could void your authority to operate this equipment.

This device complies with part 15 of the FCC Rules. Operation is subject to the following two conditions: (1) This device may not cause harmful interference, and (2) this device must accept any interference received, including interference that may cause undesired operation.

Specific Absorption Rate (SAR) information:

This tablet pc meets the government’s requirements for exposure to radio waves. The guidelines are based on standards that were developed by independent scientific organizations through periodic and thorough evaluation of scientific studies. The standards include a substantial safety margin designed to assure the safety of all persons regardless of age or health. FCC RF Exposure Information and Statement the SAR limit of USA (FCC) is 1.6 W/kg averaged over one gram of tissue. Device types: tablet pc has also been tested against this SAR limit. This device was tested for typical body-worn operations with the back of the tablet pc kept 0mm from the body. To maintain compliance with FCC RF exposure requirements, use accessories that maintain an 0mm separation distance between the user’s body and the back of the tablet pc. The use of belt clips, holsters and similar accessories should not contain metallic components in its assembly. The use of accessories that do not satisfy these requirements may not comply with FCC RF exposure requirements, and should be avoided

G11 Tablet User Guide

Prosper Wireless www.prosperwireless.us hi@prosperwireless.us (800) 611-6206

Documents / Resources

	prosper WIRELESS G11 10.1 Android 13 Tablet [pdf] User Guide 2BCQA-G11, 2BCQAG11, G11, G11 10.1 Android 13 Tablet, 10.1 Android 13 Tablet, Android 13 Tablet, Tablet
---	---

References

-  [Prosper Wireless | Free ACP Internet and Tablet](#)