

ProsourceFit Exercise Puzzle Mat User Manual

[Home](#) » [ProsourceFit](#) » ProsourceFit Exercise Puzzle Mat User Manual 



Contents

- [1 Exercise Puzzle Mat](#)
- [2 Documents / Resources](#)
- [2.1 References](#)

Exercise Puzzle Mat


STEP 1

Remove puzzle pieces (6) from packaging.




STEP 2

Border pieces are attached to all pieces and can be removed and added as needed on any side of any square.




STEP 3

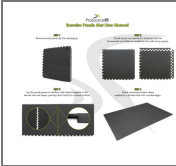
Lay the puzzle pieces on the floor and interlock together in the desired size and shape, pressing down firmly for a smooth surface.



STEP 4

Attach remaining borders where needed for a finished look with rounded edges.





[ProsourceFit Exercise Puzzle Mat](#) [pdf] User Manual
B1mIL3gEetL, Exercise Puzzle Mat, Puzzle Mat, Mat, Exercise Mat

References

- [User Manual](#)