



ProSoft Technology PLX51-DF1-ENI Ether Net IP DF1 Router Module User Guide

[Home](#) » [ProSoft TECHNOLOGY](#) » ProSoft Technology PLX51-DF1-ENI Ether Net IP DF1 Router Module User Guide 

ProSoft TECHNOLOGY PLX51-DF1-ENI Quick Start Guide


Contents

- [1 PLX51-DF1-ENI Ether Net IP DF1 Router Module](#)
- [2 Required Software](#)
- [3 Gateway Installation](#)
- [4 Ethernet Network Setup](#)
- [5 Support, Service, and Warranty](#)
- [6 Documents / Resources](#)
 - [6.1 References](#)

PLX51-DF1-ENI Ether Net IP DF1 Router Module

Note: Before installing, configuring, operating, or maintaining ProSoft Technology products, please review this information and the information located on www.prosoft-technology.com for the latest software, documentation, and installation files specific to your ProSoft Technology product.

Installation and maintenance of your ProSoft Technology product(s) should be carried out by suitably trained personnel in accordance with applicable codes of practice. In case of malfunction or damage, no attempts of repair should be made. Your ProSoft Technology product(s) should be returned to the manufacturer for repair. Do not dismantle the product.

 For professional users in the European Union
If you wish to discard electrical and electronic equipment (EEE), please contact your dealer or supplier for further information.

 **WARNING** – Cancer and reproductive harm – www.p65warnings.ca.gov

Your Feedback Please

We always want you to feel that you made the right decision to use our products. If you have suggestions, comments, compliments or complaints about our products, documentation, or support, please write or call us.

Corporate Office:

ProSoft Technology, Inc.
9201 Camino Media, Suite 200
Bakersfield, CA 93311

Corporate Office:

ProSoft Technology, Inc.
9201 Camino Media, Suite 200
Bakersfield, CA 93311

ProSoft Technology, Inc.

+1 [661-716-5100](tel:661-716-5100)

+1 [661-716-5101](tel:661-716-5101) (Fax)

www.prosoft-technology.com

support@prosoft-technology.com

ProSoft Technology®, is a registered copyright of ProSoft Technology, Inc. All other brand or product names are or may be trademarks of, and are used to identify products and services of, their respective owners.

For Public Use.

Documentation is subject to change without notice.

North American Hazardous Location Approval

The following information applies when operating the product in hazardous locations: -20°C to +70°C; T5
Class 1 Div 2 Gps A, B, C, D

THIS EQUIPMENT IS AN OPEN-TYPE DEVICE AND IS MEANT TO BE INSTALLED IN AN ENCLOSURE SUITABLE FOR THE ENVIRONMENT SUCH THAT THE EQUIPMENT IS ONLY ACCESSIBLE WITH THE USE OF A TOOL.

SUITABLE FOR USE IN CLASS I, DIVISION 2, GROUPS A, B, C AND D HAZARDOUS LOCATIONS, OR NONHAZARDOUS LOCATIONS ONLY.

Required Software

The PLX51-DF1-ENI requires the ProSoft PLX50 Configuration Utility to set up and configure. The software installation can be found at: www.prosoft-technology.com

Gateway Installation

The PLX51-DF1-ENI requires input power of 10 to 28 VDC. It communicates on both Ethernet and RS232 serial.



Ethernet Network Setup

The PLX51-DF1-ENI has DHCP enabled as factory default. Launch the DHCP server in the ProSoft PLX50 Configuration Utility to assign an IP address to the gateway. Then configure the gateway with ProSoft PLX50 Configuration Utility.

Support, Service, and Warranty


Note: For technical support calls within the United States, ProSoft Technology's 24/7 after-hours phone support is available for urgent plant-down issues. Detailed contact information for all our worldwide locations is shown below:

Internet	Website: www.prosoft-technology.com/support Email: support@prosoft-technology.com
North America	Tel: +1.661.716.5100 Email: support@prosoft-technology.com Languages spoken include: English, Spanish
Asia Pacific	Tel: +60.3.2247.1898 Email: support.ap@prosoft-technology.com Languages spoken include: Bahasa, Chinese, English, Japanese, Korean
Europe / Middle East / Africa	Tel: +33.(0)5.34.36.87.20 Email: support.EMEA@prosoft-technology.com Languages spoken include: French, English
Mexico, Andean Countries, Central AmericaCaribbean, Chile, Bolivia, Paraguay	Tel: +52.222.264.1814 or +507.6427.48.38 Email: support.la@prosoft-technology.com Languages spoken include: Spanish, English
Brasil, Argentina, Uruguay	Tel: +55.11.5084.5178 Email: support.la@prosoft-technology.com Languages spoken include: Portuguese, English, Spanish

For complete details regarding ProSoft Technology's TERMS & CONDITIONS OF SALE, WARRANTY, SUPPORT, SERVICE AND RETURN MATERIAL AUTHORIZATION INSTRUCTIONS, please see the documents at:
www.prosoft-technology.com/legal




Documents / Resources

	ProSoft Technology PLX51-DF1-ENI Ether Net IP DF1 Router Module [pdf] User Guide PLX51-DF1-ENI, PLX51-DF1-ENI Ether Net IP DF1 Router Module, PLX51-DF1-ENI, Ether Net IP DF1 Router Module, IP DF1 Router Module, Router Module
---	---

References

- p65warnings.ca.gov
- [Services & Support / Homepage - ProSoft Technology, Inc.](#)

-  p65warnings.ca.gov/
- [User Manual](#)

Manuals+, Privacy Policy

This website is an independent publication and is neither affiliated with nor endorsed by any of the trademark owners. The "Bluetooth®" word mark and logos are registered trademarks owned by Bluetooth SIG, Inc. The "Wi-Fi®" word mark and logos are registered trademarks owned by the Wi-Fi Alliance. Any use of these marks on this website does not imply any affiliation with or endorsement.