



PROLED L171Axx INGROUND 1 ALPHA R / V / X User Manual

[Home](#) » [PROLED](#) » PROLED L171Axx INGROUND 1 ALPHA R / V / X User Manual 

PROLED[®]

INGROUND ALPHA R / V / X
L171Axx



Users manual

Contents

- 1 Preface
- 2 Limited warranty
- 3 Safety warnings
- 4 Product description
- 5 Technical data
- 6 Specifications
- 7 Attention
- 8 Dimensions
- 9 Installation
- 10 Documents / Resources
 - 10.1 References
- 11 Related Posts

Preface

Thanks for choosing PROLED INGROUND 1 ALPHA R / V / X . Before installation and use, we strongly recommend you to read this manual carefully. If the device has been damaged during transport, please report this to your supplier immediately. Please don't take any action without contacting your supplier first

Limited warranty

In case of quality problems we provide free repair or replacement within one year from the day of purchase, if this product has been used properly in accordance with the user's manual, except in following cases:

1. Any defects caused by wrong operation.
2. Any damages caused by unauthorized removal, maintenance, modifying, incorrect connection and replacement of chips.
3. Any damages due to transportation, vibration etc. after purchase.
4. Any damages caused by earthquake, fire, lightning, pollution and abnormal voltage.
5. Any damages caused by negligence, inappropriate storing at high temperatures and humidity
6. or near harmful chemicals.
7. Product has been updated

Safety warnings

1. Please don't install this luminaire during thunderstorms, intense magnetic or high-voltage electrical fields. To reduce the risk of component damage and fire caused by a short circuit, make sure, that all connections are correct.
2. Always be sure to mount this unit in an area with proper ventilation to avoid overheating.
3. Check voltage and power requirements of the luminaire as well as the polarity of the power supply.
4. Never connect any cables while power is on and always assure correct connections to avoid short circuits before switching on.
5. Never attempt any repairs yourself; otherwise the manufacturer's warranty will be void.
6. For update information please consult your supplier.

Product description

PROLED INGROUND ALPHA R / V / X is designed for accentuation of paths, terraces, pedestals etc. Different beam versions, depending on Modell with vertical beam, or side beam to one or both sides, allow a huge variety of installations. The visually appealing round up a positive appearance of the product.

Technical data

Modell	PROLED INGROUND 1 ALPHA R / V / X
Input Voltage:	24 VDC
Power consumption:	2 W
Ambient temperature:	-10°C – 45°C
Dimensions:	Ø55 x Length without sleeve: 67 mm (R) / 77 mm (V/X) Ø55 x Length with sleeve: 102 mm (R) / 112 mm (V/X)
Net weight:	200 g (R) / 300 g (V/X)

Specifications

1. Visible surface stainless steel
2. Load capacity 2000 kg on the full area
3. Light output vertically (R), to one side (V) or to both sides (X)
4. Light colours Warm White or Neutral White

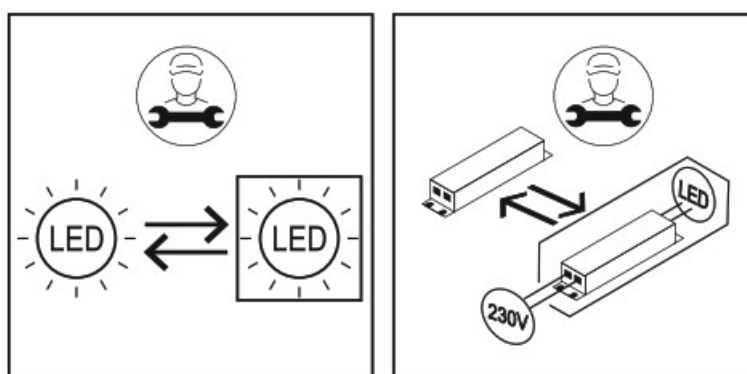
Attention

Installation and commissioning may only be performed by qualified persons.

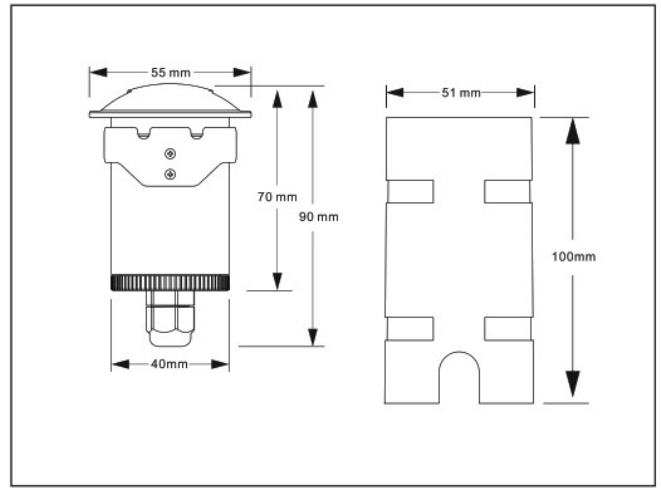
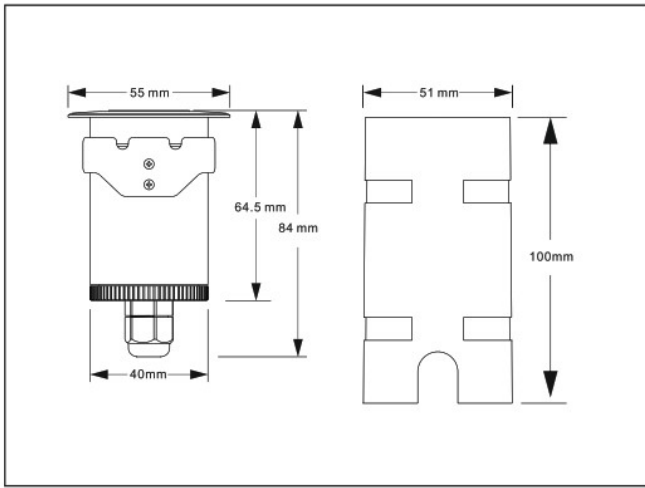
National installations regulations must be observed.

Luminaires must be disconnected from mains before any work.

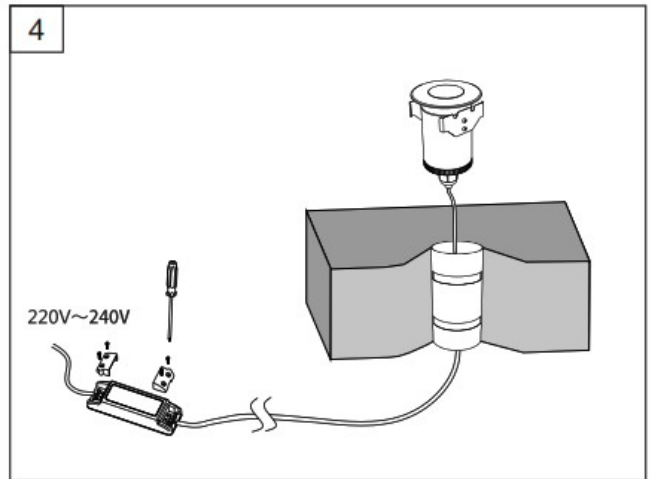
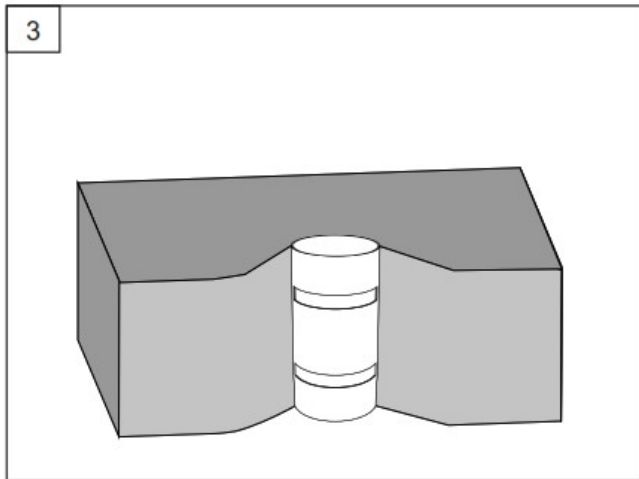
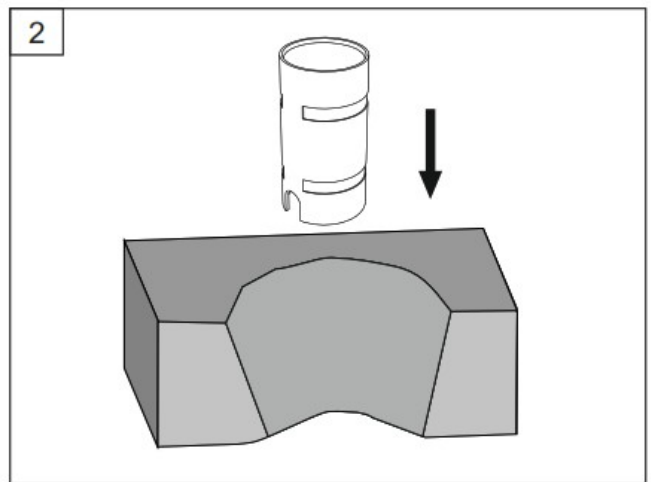
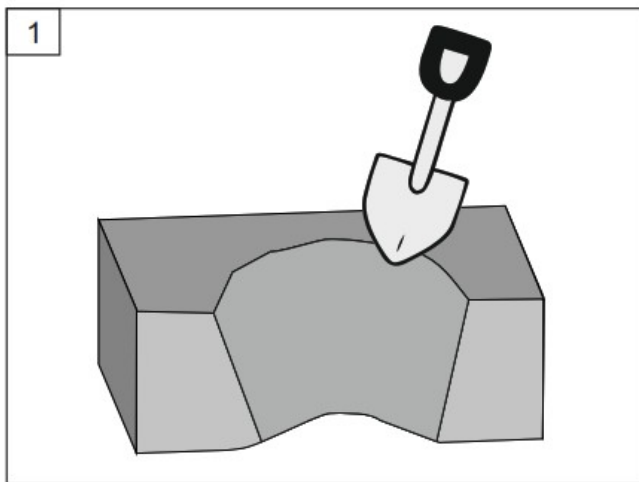
This product contains a light source of energy efficiency class F

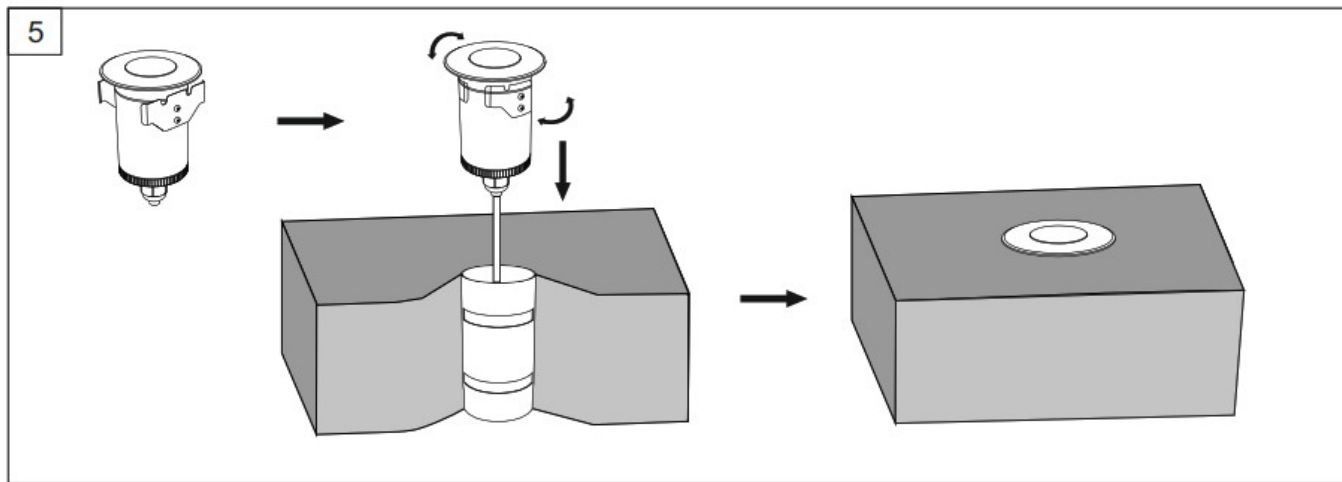


Dimensions



Installation






MBN GmbH, Balthasar-Schaller-Str. 3, 86316 Friedberg – Germany

www.proled.com

09.22. Technical amendments reserved

Documents / Resources

<p>PROLED</p> <p>Users manual / Bedienungsanleitung</p> <p>INGROUND ALPHA R / V / X L171Axx</p>  <p>User's manual</p>	<p>PROLED L171Axx INGROUND 1 ALPHA R / V / X [pdf] User Manual L171Axx INGROUND 1 ALPHA R V X, L171Axx, INGROUND 1 ALPHA R V X, 1 ALPHA R V X , ALPHA R V X</p>
--	---

References

-  [PROLED: proled.com](http://proled.com)