




PROJECTOR LIGHTS Projection Lamp User Manual

[Home](#) » [PROJECTOR LIGHTS](#) » PROJECTOR LIGHTS Projection Lamp User Manual 





Before using the product, read this user manual carefully.

Contents

- [1 projector light \(LED\)](#)
- [2 Technical specifications](#)
- [3 Warranty](#)
- [4 important safety instructions](#)
- [5 Documents / Resources](#)
 - [5.1 References](#)
- [6 Related Posts](#)

projector light (LED)

This eco-friendly light is child safe and made from BPA- and phthalate-free ABS. Gives a soft glow when turned on.

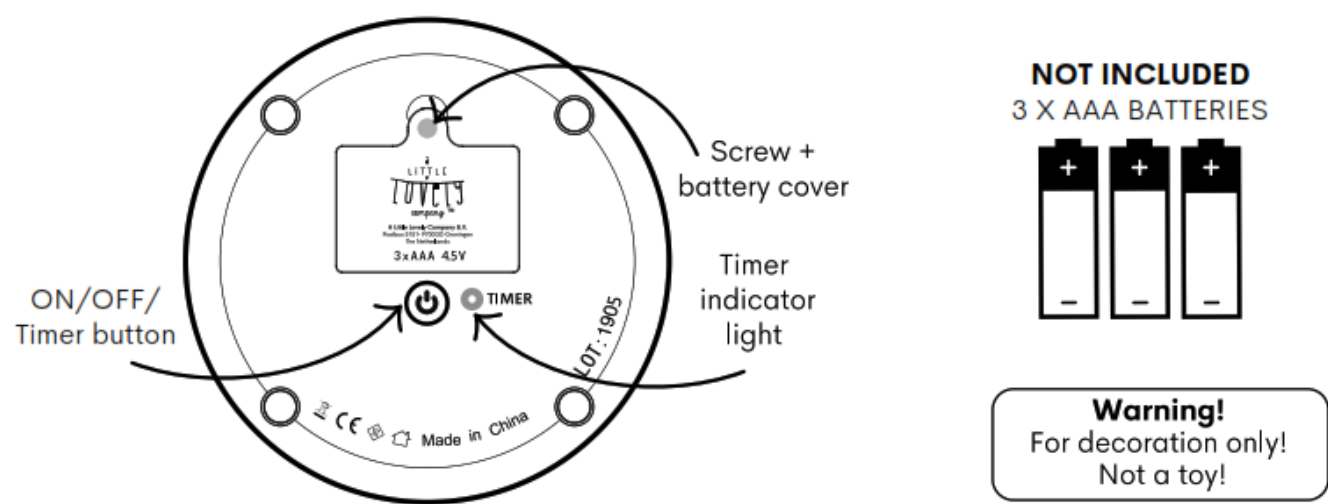
In this box

1x projector light (LED) • 1x User manual

Technical specifications

Input voltage	4.5 V
Input current	52 mA
Power consumption	0.23 W
Battery	3 x AAA 1.5 V
Weight	± 150 gram

How to use: Light on/off/timer & batteries located under the light.



Placing the batteries To place batteries:

1. Use a screwdriver to remove the compartment cover screw.
2. Remove the battery compartment cover, and place 3 AAA (LR03) batteries making sure they are fitted with their poles in the right direction (as indicated on the product).
3. Replace the cover and tighten the screw.

Timer ON

Press the light button. The timer indicator light will turn on & light will turn off after 30 minutes.

Timer OFF mode

Hold the light button down for 3 seconds. The timer indicator light will turn off.

TO CHANGE COLOUR

Press switch	Colour	Timer*	Press & hold switch 3 seconds
X 1	rotating	On	Timer Off
X 2	orange	On	Timer Off
X 3	green	On	Timer Off
X 4	blue	On	Timer Off
X 5	Off		

*Timer indicator light is on and the light will fade after 30 minutes

Cleaning

Use a damp cloth and mild detergent to wipe the light.
DO NOT use spray cleaners, run water, or submerge the product in water or any other liquid. During cleaning, no moisture should come into contact with electrical components.

Servicing

Do not attempt to service this product by opening or removing covers. This may damage the product and expose you to hazards. In addition, the warranty will expire.

Disposal

Dispose of products according to local/state/national rules and regulations for the disposal of batteries or products containing them. Dispose of paper packaging according to local recycling guidelines.

Warranty

We offer a worldwide warranty of 2 years on manufacturing defects on our projector lights, under the condition that the light is used and installed according to the instructions in the packaging and user manual. Make sure you retain a copy of your purchase invoice in case you need to make a warranty claim.

The warranty does not cover defects resulting from improper usage, access by third parties, or own attempts to make a technical amendment to the product.

Any warranty provided by LLC does not negatively affect the mandatory legal rights and claims of the consumer vis-à-vis LLC. A complete overview of our warranty terms and conditions and additional contact information can be found at www.alittlelovelycompany.com

Product safety certifications

EN71 part 1/2/3, CE-EMC, RoHS, FCC, EN62115,
EN60825

important safety instructions

When using electrical products all basic safety instructions should be followed. Read the following information and keep this user manual for further reference.

- Always replace the battery cover and the screws after replacing the battery.
- This product has a choking and serious injury risk if the battery cover is not secured with tightening screws on the cover.
- Do not use it in the bathroom or place it near water or other liquids.
- Use only the size and type of batteries specified.
- Be sure to follow the correct polarity when installing batteries.
- Different types of batteries or new and used batteries are not to be mixed.
- Empty batteries are to be removed.
- Non-rechargeable batteries are not to be recharged.
- Rechargeable batteries are to be removed from the toy before being charged.
- Rechargeable batteries are only to be charged under adult supervision.
- Remove batteries if the product will be stored for an extended period of time.
- Supply terminals are not to be short-circuited.
- Do not put batteries in a fire under any circumstance as they may explode.
- Battery acid leakage can cause personal injury and damage to the product and surrounding property.
- Keep batteries always away from fire and heat as they are an explosion hazard.
- If battery leakage occurs, thoroughly wash any affected skin, making sure to keep battery acid away from the eyes, ears, nose, and mouth.
- Immediately wash any clothing or other surface that comes into contact with the battery acid.
- Leaking batteries may make “popping” sounds.
- For indoor use only.
- Keep the packaging out of reach of children.
- This is a decorative item only. This is not a toy and should be used under adult supervision at all times.
- Keep electrical products out of reach of small children.
- Only use the attachments supplied by the manufacturer.
- In case of malfunction do not disassemble the LED module yourself.

- The light source of this luminaire is not replaceable; when the light source reaches its end of life the whole luminaire should be replaced.



QUESTION?

WE LOVE TO HELP

+31 (0)50 – 7370191

MADE IN
HUIZHOU,
CHINA



ALLC B.V.


Postbus 5151 • 9700 GD Groningen • The Netherlands

service@alittlelovelycompany.nl

WWW.ALITTLELOVELYCOMPANY.COM



Documents / Resources



[PROJECTOR LIGHTS Projection Lamp](#) [pdf] User Manual

Projection Lamp, Projection, Lamp

References

- [A Little Lovely Company](#)
- [A Little Lovely Company](#)
- [A Little Lovely Company](#)