



# ProHT MK PRO V2 Max RGB Wireless Tri Mode Magnetic Keyboard User Guide

[Home](#) » [ProHT](#) » ProHT MK PRO V2 Max RGB Wireless Tri Mode Magnetic Keyboard User Guide 

Contents

1 ProHT MK PRO V2 Max RGB Wireless Tri Mode Magnetic Keyboard

2 Specifications

3 First login

4 Key Setting

5 Function Customization

6 FAQs

7 Documents / Resources

7.1 References

8 Related Posts



## ProHT MK PRO V2 Max RGB Wireless Tri Mode Magnetic Keyboard



### Specifications

- Product Name: Quantum Mechanical Kit

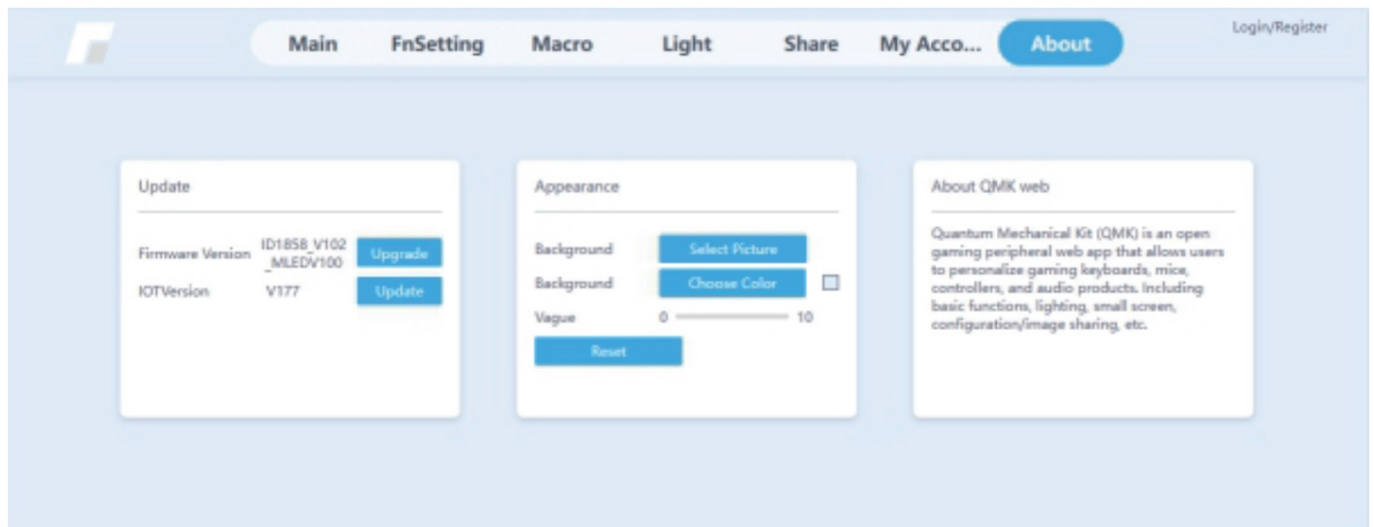
- Product Type: Gaming peripheral web app
- Functionality: Personalization of gaming keyboards, mice, controllers, and audio products

## First login

Please log in to the website: <https://app.qmk.top/> Refresh this page after installing the required driver files for the first time.

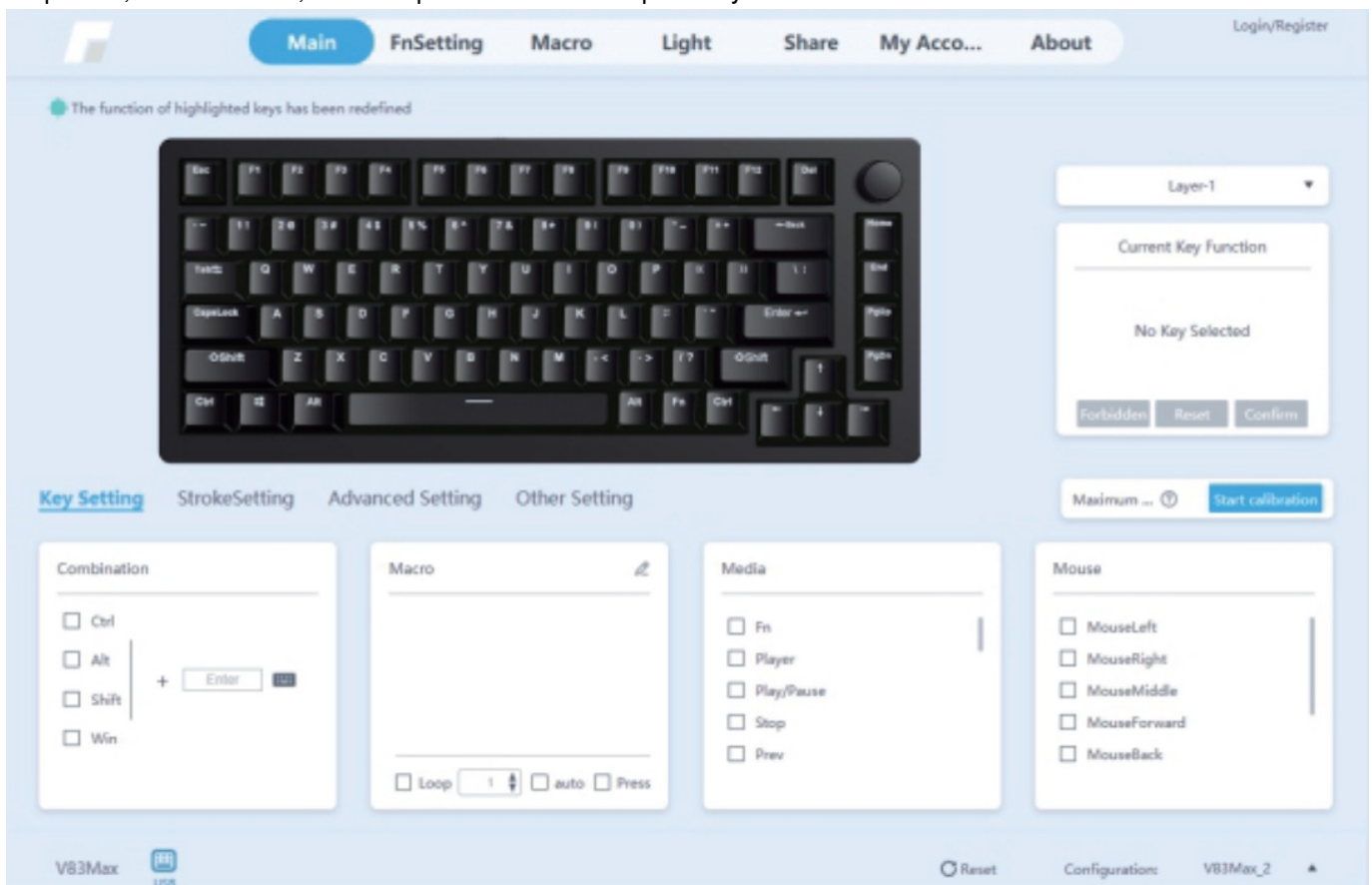
## About

You can modify the interface background, color, and blurriness here; you can upgrade to the latest version if the version has been updated.



## Stroke Calibration

For the first time, please click on the trip calibration first Please gently press each button to the bottom in sequence, do not miss it, and can press the button repeatedly.



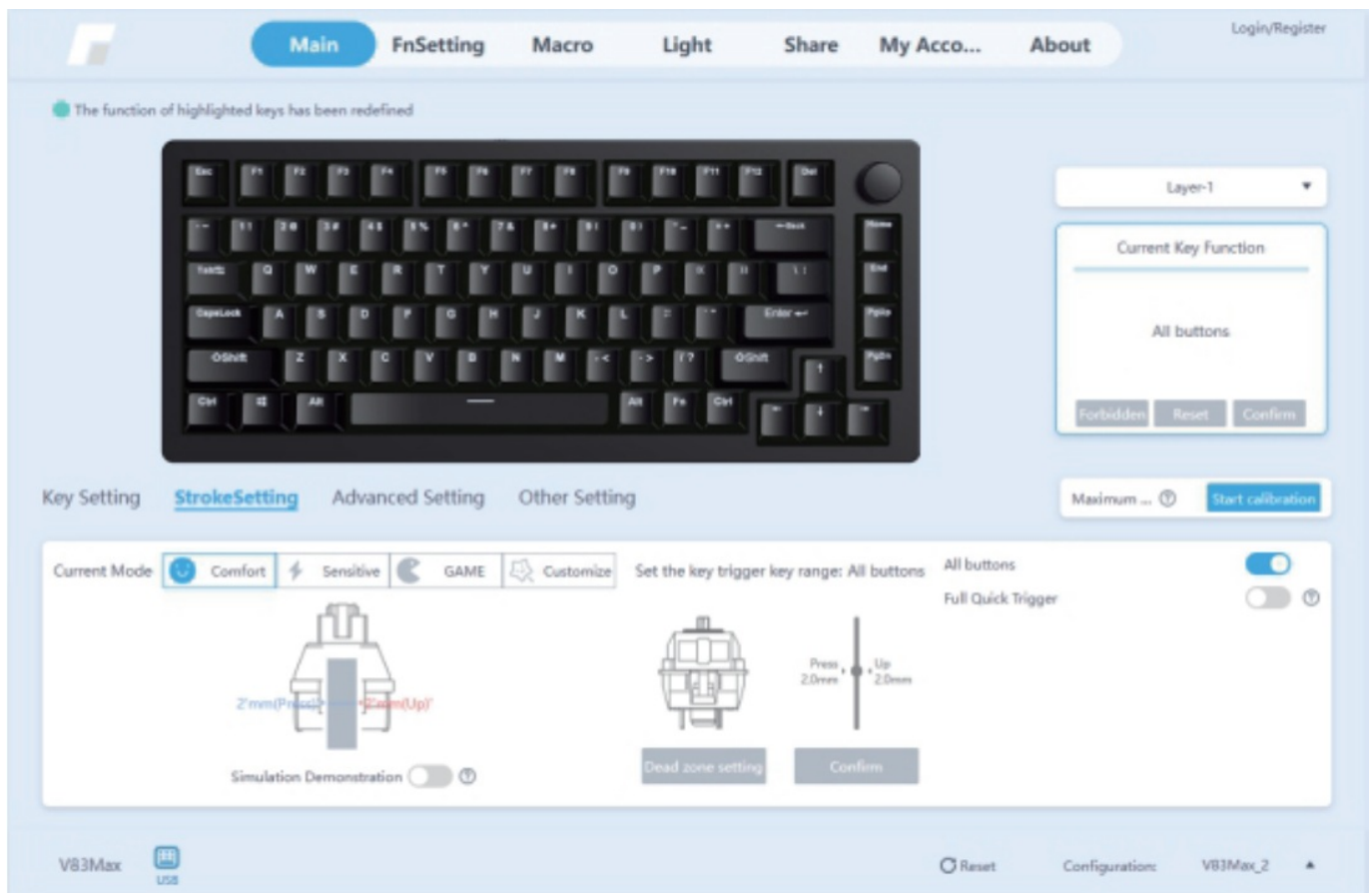
## Key Setting

You can modify each of the different keys according to your preferences, Click on the upper image to select the key to be modified, click on the lower image to select the target value, and then click on the confirmation, so that the modification is completed.



## Function Customization

### Main



## StrokeSetting

Three travel modes can be selected, or you can customize the travel and modify the dead zone.

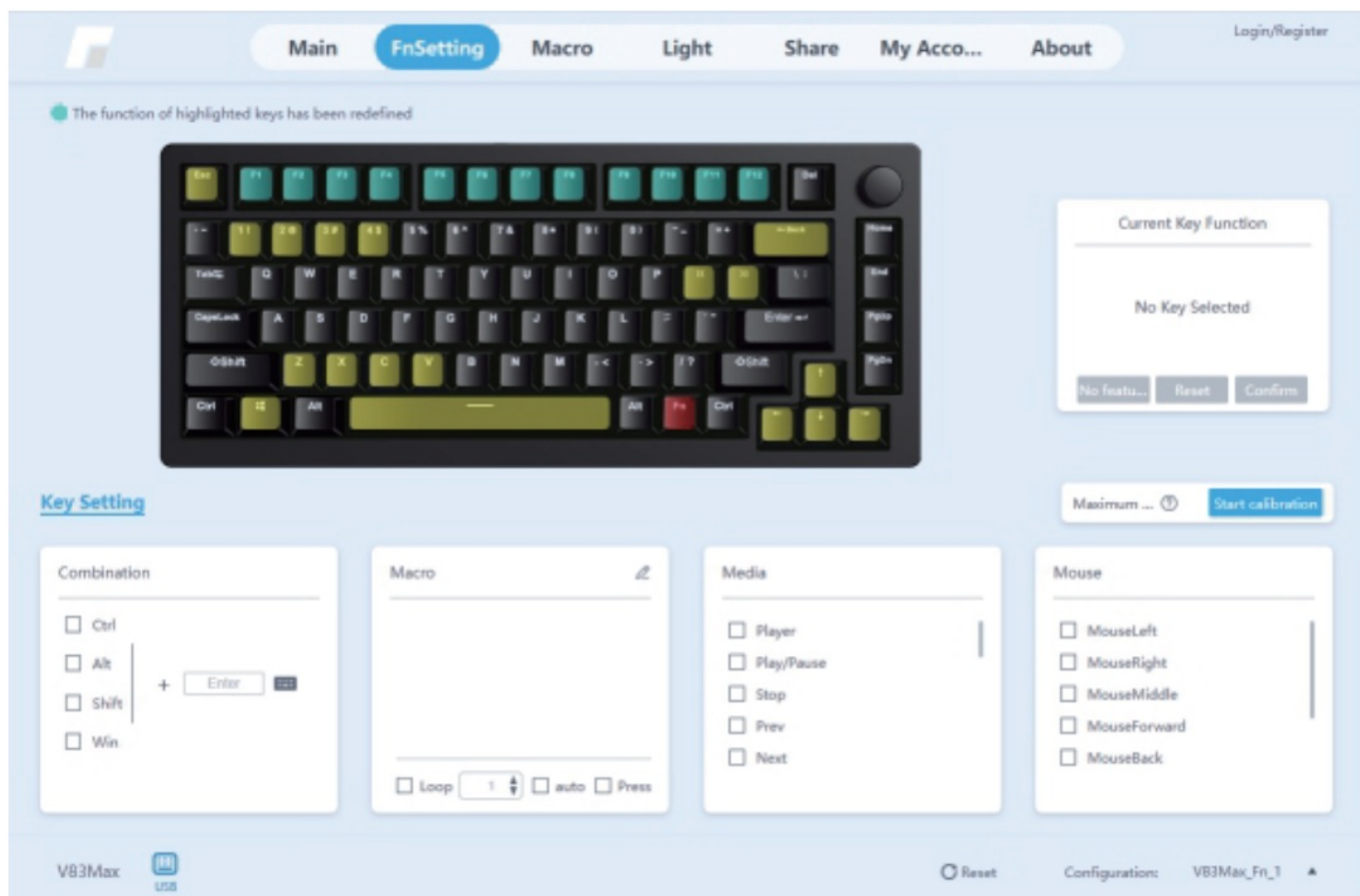
## Advanced Setting

Modifying Dynamic Keying Procedures

## Other Setting

Modify backlight standby time. All of the above settings can be restored to default to the previous state

## FnSetting/Macro



## FnSetting

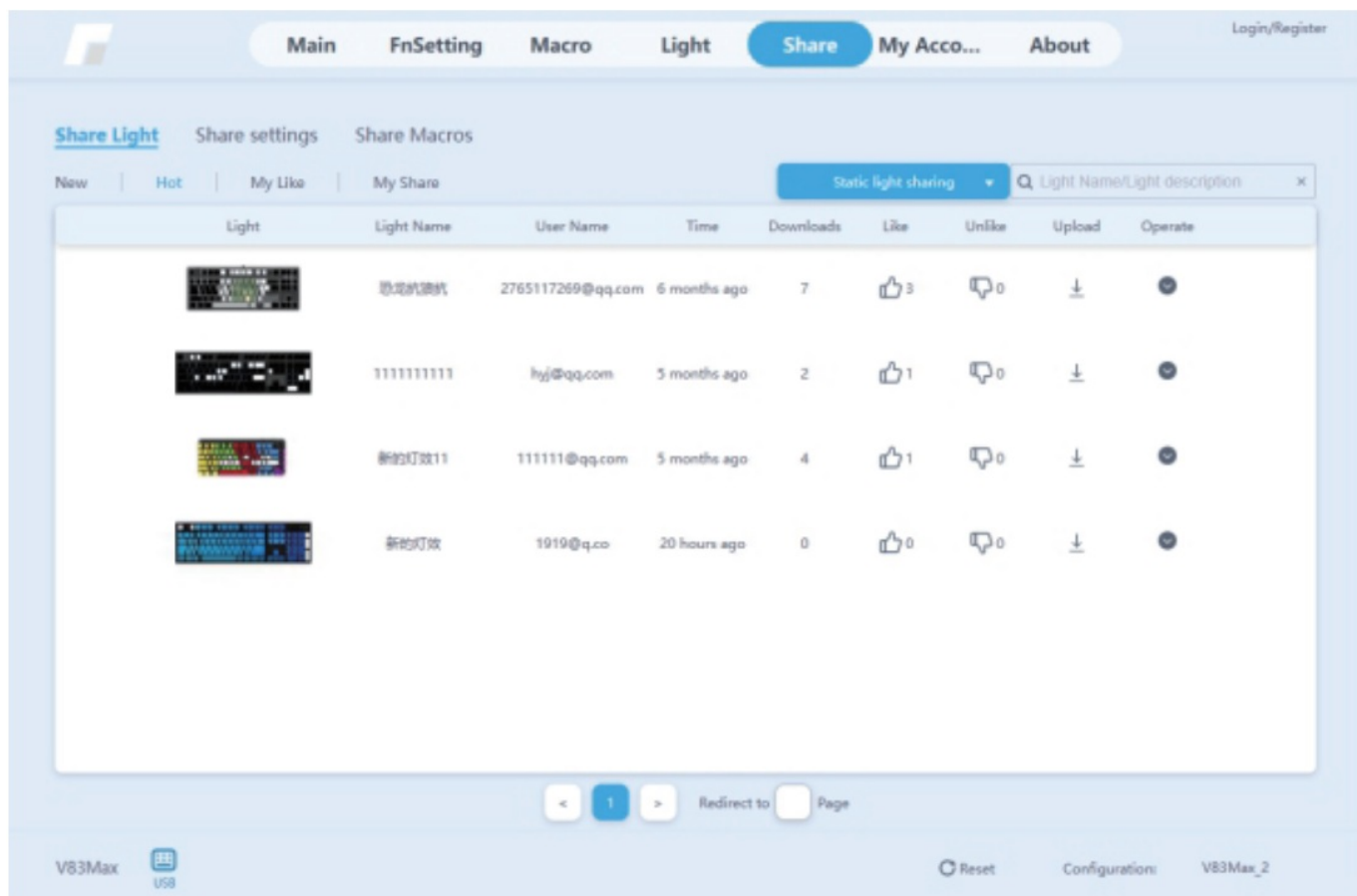
You can set the FN combo function here, or you can restore the defaults and go back to what you had before you set it up.

## Macro

You can record a macro here and save it, or load a previously saved macro file.

## Share/My Account

Please register and log in before you share



## Share Light

Your customized light effects can be shared and loaded by others!

## Share settings

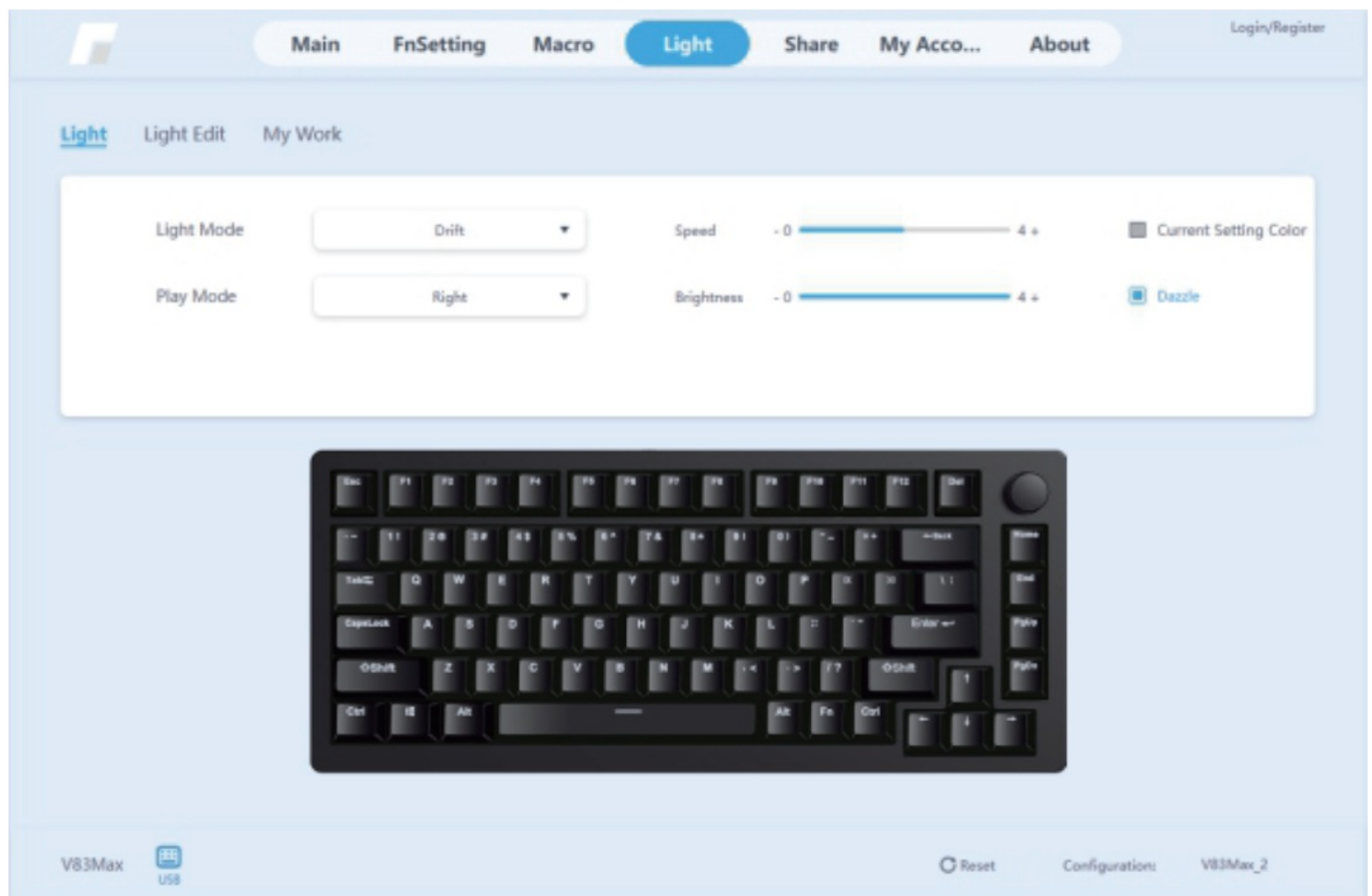
Your customized settings can be shared with others or loaded into others' creations

## Share Macros

Your custom macros can be shared with others and loaded into others' creations!

## Lighting Setting





## Light

Adjustable light mode, speed, brightness, color

## Light Edit

You can edit the color of each light, and save and read static light effects.

## My Work

Write or delete my work


**Quantum Mechanical Kit** is an open gaming peripheral web app that allows users to personalize gaming keyboards, mice, controllers, and audio products. Including basic functions, lighting, configuration/image sharing, etc.

## FAQs

### Q: What is a Quantum Mechanical Kit?

A: Quantum Mechanical Kit is an open gaming peripheral web app that allows users to personalize gaming keyboards, mice, controllers, and audio products. It offers basic functions, lighting customization, configuration sharing, and more.

## Documents / Resources



[ProHT MK PRO V2 Max RGB Wireless Tri Mode Magnetic Keyboard](#) [pdf] User Guide  
738260, 738286, MK PRO V2 Max RGB Wireless Tri Mode Magnetic Keyboard, MK PRO V2, M  
ax RGB Wireless Tri Mode Magnetic Keyboard, Wireless Tri Mode Magnetic Keyboard, Tri Mode  
Magnetic Keyboard, Mode Magnetic Keyboard, Magnetic Keyboard

## References

- [User Manual](#)

[Manuals+](#), [Privacy Policy](#)

This website is an independent publication and is neither affiliated with nor endorsed by any of the trademark owners. The "Bluetooth®" word mark and logos are registered trademarks owned by Bluetooth SIG, Inc. The "Wi-Fi®" word mark and logos are registered trademarks owned by the Wi-Fi Alliance. Any use of these marks on this website does not imply any affiliation with or endorsement.