



Professional Wireless K61 Wireless Microphone Type C iOS Shared User Manual

[Home](#) » [Professional Wireless](#) » Professional Wireless K61 Wireless Microphone Type C iOS Shared User Manual 



Wireless Microphone Type C iOS Shared



User Manual

Contents

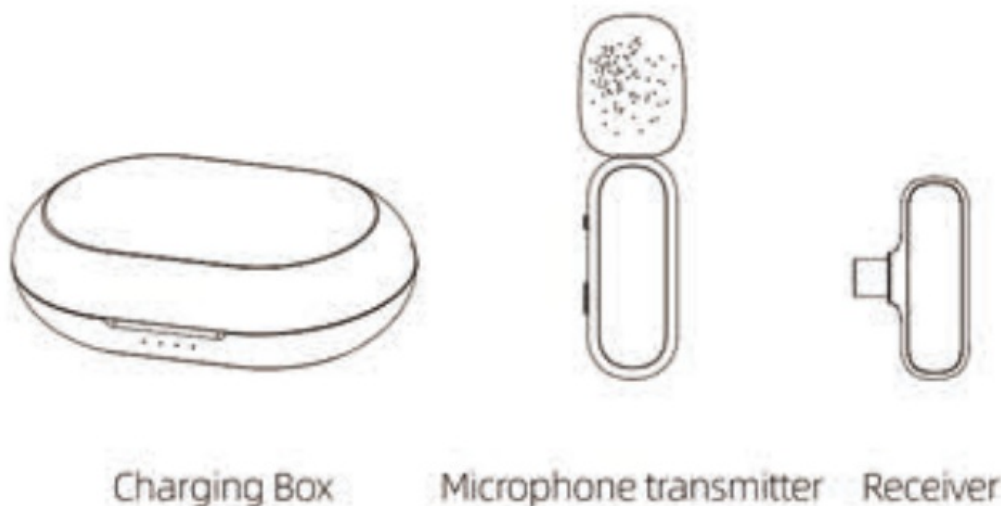
- [1 Introduction](#)
- [2 ID Diagram](#)
- [3 How To Use](#)
- [4 About UI](#)
- [5 Packing List](#)
- [6 Documents / Resources](#)
 - [6.1 References](#)
- [7 Related Posts](#)

Introduction

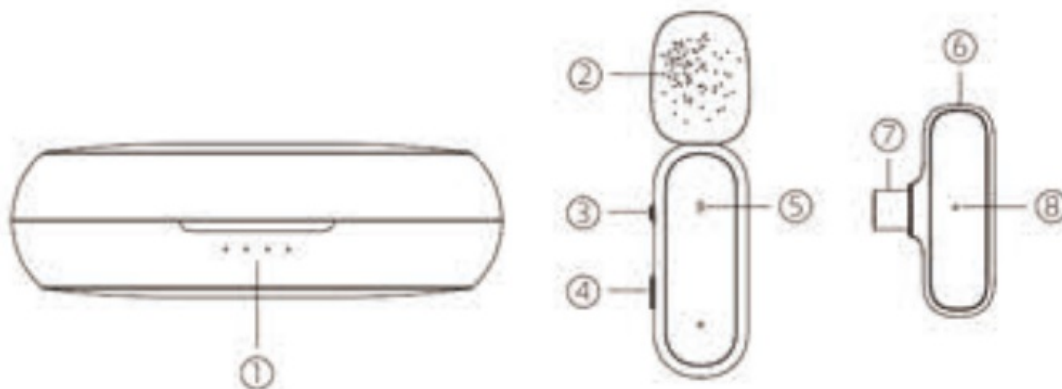
Thanks for choosing our product.

This product is a smart wireless microphone that provides professional-grade recording output. Plug and play, no app required. Multiple uses: It can be used in online live broadcast, video Viog shooting, program interview, recording, video teaching and other occasions.

The wireless Microphone consists of three parts, there are Microphone transmitter, recerver, and the charging box. (See as below pictures)



ID Diagram

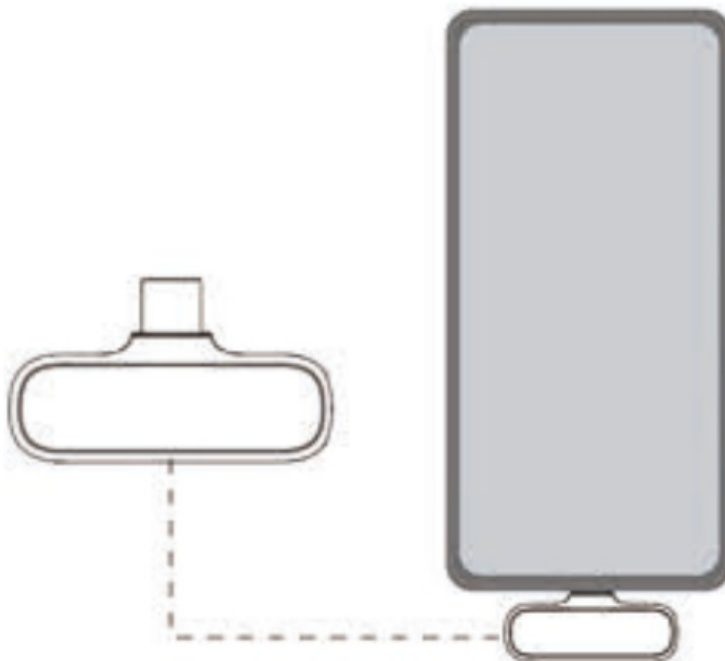


1. Battery indicator

2. Wind-proof net
3. Pause
4. Power
5. MIC indicator
6. Port for connect phone
7. Receiver indicator
8. Charging port

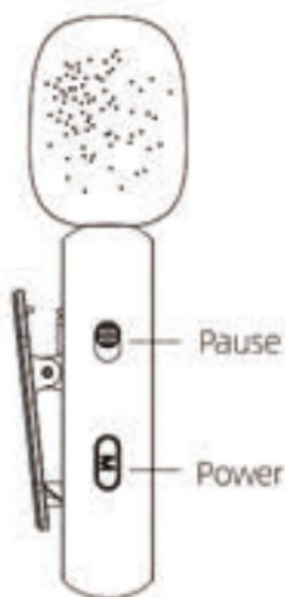
How To Use

Step 1: Connect the receiver to your phone.



Note: (OPPO/VIVO/IQ0D/Realme Brand mobile phones are required to visit the settings to set to work normally. (search for “OTG” -turnon OTG power supply)

Step 2: Long press the power button, the indicator light turns green, that is, the boot is successful.

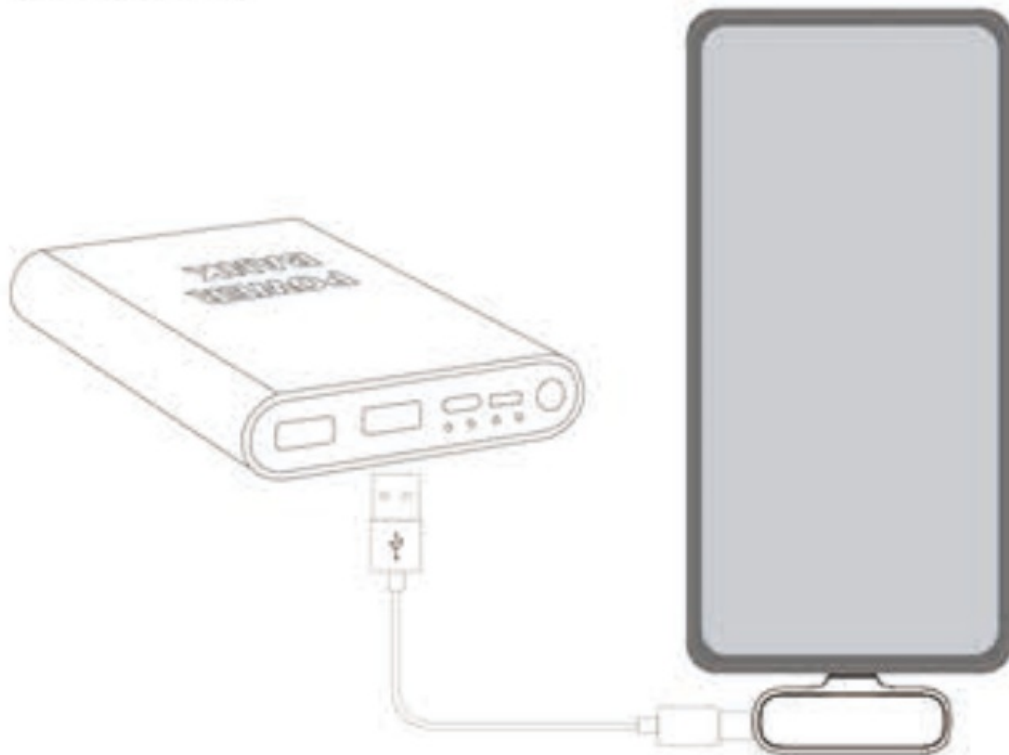


Step 3: The light of the receiver is constant green. Use the microphone to receive the audio by turning on the camera, live video or other App on your phone.




How To Charge Your Phone?

There is no battery in the receiver, and it doesn't need charge when it is working. if your mobile phone need to charge, please just connect your charging device to the port of the receiver.



How To Charge The Box

Connect the Type-C cable to charge the box as the picture below.



About UI

Microphone Transmitter

Function/Status	How to use	Light
Power on	Lax) pru2i the punier tuten	Green light on
Power off	ltng preis the p:mer baron	Green light off
Pairing		Green light flashes fast
Paired	Toggle push button	Constant Green Light
Pause	TogilP push Warr	Green light flashes slowty
Reset		Constant green light
bow battery alarm	On ire	Red light flashes slowty
Charging	Charging with Type-C cable	Red light on.light off when fully charged

Received

Function	How to use	Light
Paver on	Plug in the device	Green light on
Power dff	Plug in the device	Light off
Painng		Green light flashes slowwiy
Pared		Green light on

Packing List

Content of packing

1. Microphone transmitter
2. Recever
3. Type-C Charging cable

- 4. Charnng Box
- 5. User Manual



Documents / Resources

	Professional Wireless K61 Wireless Microphone Type C iOS Shared [pdf] User Manual K61 Wireless Microphone Type C iOS Shared, K61, Wireless Microphone Type C iOS Shared, Microphone Type C iOS Shared, C iOS Shared, iOS Shared
--	--

References

- [User Manual](#)