



PROAIM STD-PTZ-01 3-Stage PTZ Camera Support Stand Instruction Manual

[Home](#) » [PROAIM](#) » PROAIM STD-PTZ-01 3-Stage PTZ Camera Support Stand Instruction Manual 



**3-Stage PTZ Camera Support Stand w 5/8"
Baby Pin & Ball Head (STD-PTZ-01)
Assembly Manual**



Contents

- [1 What's In The](#)
- [2 Camera Support Stand Setup](#)
- [3 Documents / Resources](#)
- [4 Related Posts](#)

What's In The

Please inspect the contents of your shipped package to ensure you have received everything that is listed below.



PTZ 3-Stage Stand



Ball Joint



3 x Feet



Pouch for Ball Joint



Bag packing

All rights reserved.

No part of this document may be reproduced, stored in a retrieval system, or transmitted by any form or by any means, electronic, mechanical, photo-copying, recording, or otherwise, except as may be expressly permitted by the applicable copyright statutes or in writing by the Publisher.

Camera Support Stand Setup

- Loosen the top and bottom knobs as shown in the image.




- Stretch out the legs and secure them properly with the help of knobs.



- Insert the feet into the legs and tighten them properly.




NOTE: The stand comes with spiked feet & rubber shoes, that makes it fit to be used on different surfaces with extra stability.



- Adjust the height of the stand by loosening the top and bottom knobs and then tighten it properly.
- Adjust the height of the PTZ-support stand according to your requirement.




- By loosening the telescopic knob, adjust the height of the stand and tighten the knob properly.




NOTE: The support Stand has 3 sections to adjust the height with quick & secure locking knobs. The central main post of the stand is adjustable, through which you can change its height as per your requirement.

- Loosen the ball head's knob and mount it properly on the 5/8" baby pin.



- Properly tighten the knob, as shown in the image.
- Loosen the knob of the ball head and remove it.



NOTE: The Stand has 5/8" baby pin mount on the top to attach the additional camera support accessories.

YOUR PROAIM 3-STAGE PTZ CAMERA SUPPORT STAND ALL DRESSED UP AND READY TO GO!




(SHOWN WITH OPTIONAL ACCESSORIES)

Warranty: We offer one year warranty for our products from date of purchase. Within this period of time, we will repair it without charge for labor or parts. Warranty doesn't cover transportation costs nor does it cover a product subjected to misuse or accidental damage. Warranty repairs are subjected to inspection and evaluation by us.

Liability: We are not liable for damage caused by products that we do not supply or from mishandling in transit, accident, misuse, neglect, lack of care of the product, or service by anyone other than our company.

Contact Us: In case of any kind of dissatisfaction, please Contact us immediately and we promise our utmost support and care until you use our product.

Documents / Resources

	<p>PROAIM STD-PTZ-01 3-Stage PTZ Camera Support Stand [pdf] Instruction Manual STD-PTZ-01, 3-Stage PTZ Camera Support Stand, STD-PTZ-01 3-Stage PTZ Camera Support Stand, PTZ Camera Support Stand, Camera Support Stand, Support Stand</p>
---	---