



PROAIM LV-4WAY-R1 ROM-1 Rotating Offset 4 Way Camera Leveller Instruction Manual

[Home](#) » [PROAIM](#) » PROAIM LV-4WAY-R1 ROM-1 Rotating Offset 4 Way Camera Leveller Instruction Manual 



LV-4WAY-R1 ROM-1 Rotating Offset 4 Way Camera Leveler Instruction Manual



ROM-1 Rotating Offset 4 Way Camera Leveler
(LV-4WAY-R1)

Assembly Manual

Contents

[1 What's In The Box](#)

[2 ROM-1 Setup](#)

[3 Documents /
Resources](#)

What's In The Box

Please inspect the contents of your shipped package to ensure you have received everything that is listed below.




Proem ROM-1 Rotating Offset 4 Way Camera Leveler – Mitchell to Mitchell

All rights reserved.

No part of this document may be reproduced, stored in a retrieval system, or transmitted by any form or by any means, electronic, mechanical, photo-copying, recording, or otherwise, except as may be expressly permitted by the applicable copyright statutes or in writing by the Publisher.

ROM-1 Setup

- Loosen the castle nut.



- Mount the ROM-1 on the tripod.



- Attach the castle nut to secure the ROM-1.



- Loosen all four knobs of ROM-1.



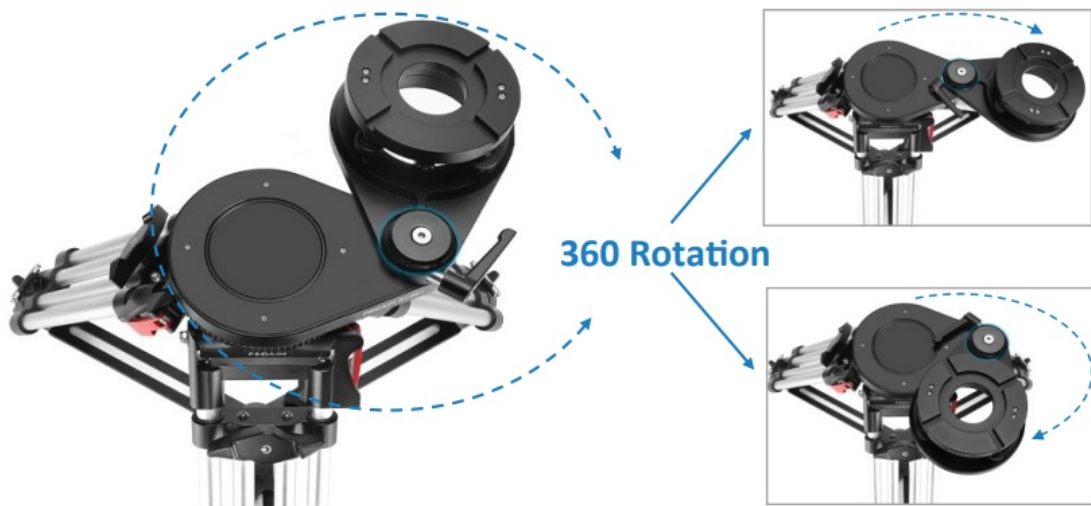
- You can adjust its level to your requirement, as shown in the image.



- Rotate the upper portion of ROM-1 by unlocking its knob.



- The ROM-1 will rotate 360°, as shown in the image.



- Unlock the geared locking rotation by flipping it towards the rotating head.



- The head will rotate 360°, as shown in the image.



- Insert fluid head (Not included).



- Secure the fluid head (Not included) by attaching the castle nut to it.



- Remove the camera plate (Not included) by unlocking the knob of the fluid head (Not included).



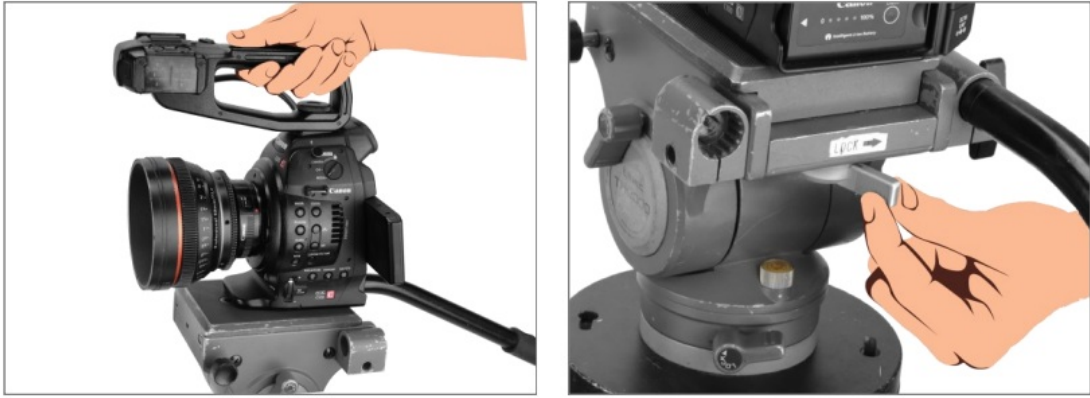
- Attach the camera plate (Not included) to the camera (Not included).



- Secure the camera (Not included) using a screwdriver (Not included).



- Mount the camera setup on the fluid head (Not included).



- Your final setup is ready, as shown in the image.



YOUR PROAIM AIRWAVE ULTRA VIBRATION ISOLATOR ARM ALL DRESSED UP AND READY TO GO!



(SHOWN WITH OPTIONAL ACCESSORIES)


Warranty: We offer one year warranty for our products from date of purchase. Within this period of time, we will repair it without charge for labor or parts. Warranty doesn't cover transportation costs nor does it cover a product subjected to misuse or accidental damage. Warranty repairs are subjected to inspection and evaluation by us.

Liability: We are not liable for damage caused by products that we do not supply or from mishandling in transit,

accident, misuse, neglect, lack of care of the product, or service by anyone other than our company.
Contact Us: In case of any kind of dissatisfaction, please Contact us immediately and we promise our utmost support and care until you use our product.



Documents / Resources

	<p>PROAIM LV-4WAY-R1 ROM-1 Rotating Offset 4 Way Camera Leveller [pdf] Instruction Manual</p> <p>LV-4WAY-R1 ROM-1 Rotating Offset 4 Way Camera Leveller, LV-4WAY-R1, ROM-1 Rotating Offset 4 Way Camera Leveller, Offset 4 Way Camera Leveller, 4 Way Camera Leveller, Camera Leveller, Leveller</p>
---	--