

PRO DG SYSTEM AVIATOR LA 212 A Line Array Speaker



# PRO DG SYSTEM AVIATOR LA 212 A Line Array Speaker Instruction Manual

[Home](#) » [PRO DG SYSTEM](#) » PRO DG SYSTEM AVIATOR LA 212 A Line Array Speaker Instruction Manual 

## Contents

- [1 PRO DG SYSTEM AVIATOR LA 212 A Line Array Speaker](#)
- [2 Flight hardware. Safety instructions](#)
- [3 Flight hardware. Components](#)
- [4 How to fly the system up](#)
- [5 Stack mode usage](#)
- [6 Documents / Resources](#)
  - [6.1 References](#)
- [7 Related Posts](#)

# PRO

**PRO DG SYSTEM AVIATOR LA 212 A Line Array Speaker**



## Product Specifications

- Model: AVIATOR LA 212 A
- Maximum units supported: 16
- Maximum stackable units on subwoofer: 6
- Designed for professional use by individuals with adequate knowledge
- Integrated hardware for easy installation and adjustment

## Product Usage Instructions

### Safety Instructions

Before flying the system, it is crucial to follow these safety instructions:

1. Conduct visual and functional inspection of components before each use.
2. Do not exceed the maximum supported number of units.
3. Securely stack units on a subwoofer with slings if using instacked format.
4. Hanging must be done by professionals with proper knowledge.
5. Ensure suspension/fixing points are suitable for use.
6. Working load must be less than individual anchor point strength.
7. Calculate resistance before suspending elements.
8. Avoid hanging on structures without safety guarantees.
9. Avoid anyone directly under or near the load when hoists are in operation.
10. Never scale or hang onto the array.
11. Secure systems subject to wind gusts to prevent swaying.
12. No risks should be taken concerning public safety.

## Frequently Asked Questions (FAQ)

### **Q: Who is responsible for damages caused by incorrect use of the flying system?**

A: Pro DG Systems will not be responsible for damages caused by incorrect use of the flying system by the user(s).

## **Flight hardware. Safety instructions**

Before flying the system, it is mandatory to take into account the following safety instructions:

- Always carry out a visual and functional inspection of the various components before use. In case of doubt about the correct functioning and safety of the components, they must be removed from use immediately.
- The fly bar for AVIATOR LA 212 A (reference: FB LA 212) is designed to support up to a maximum of sixteen units AVIATOR LA 212 A. In no case should the aforementioned number of units be exceeded.
- In case of using the system in stacked format on a subwoofer; the maximum number of stackable units allowed will be 6 units. Always secure the array to the subwoofer by using slings.
- The hanging of the units must be carried out by professionals with adequate knowledge of the components and hardware to be used. This process must be carried out by at least two people.
- It is the responsibility of the person or team installing the system to ensure that the suspension / fixing points are suitable for the intended use.
- The application of safety factors of 5:1 for enclosures and static parts is accepted in a standardized manner. For those elements subjected to fatigue due to friction and variations in the stresses to which they are subjected, the following safety factors must be met: 5:1 for steel cable slings, 4:1 for steel chain slings and 7:1 for polyester slings. This means that an element with a breaking stress of 1000 Kg can be subjected to a static working load of 200 Kg (safety factor 5:1) and a dynamic load of only 142 Kg (safety factor 7:1).
- When hanging a system, the working load must be less than the strength of each individual anchor point as well as each enclosure.
- When suspending elements from the ceiling or other structures, extreme caution must be taken by previously calculating their resistance. Sound systems should never be hung on structures that do not guarantee full safety guarantees.
- When hoists are in operation (when lifting the system), ensure that no one is directly under or near the load.
- Under no circumstances scale or hang to the array.



- It will be necessary to fix at different points those systems that are subject to gusts of wind, to avoid their swaying. In no case is it recommended to fly systems that are subject to strong gusts of wind.
- No risk should be accepted in terms of public safety. It is the responsibility of the person or team of people

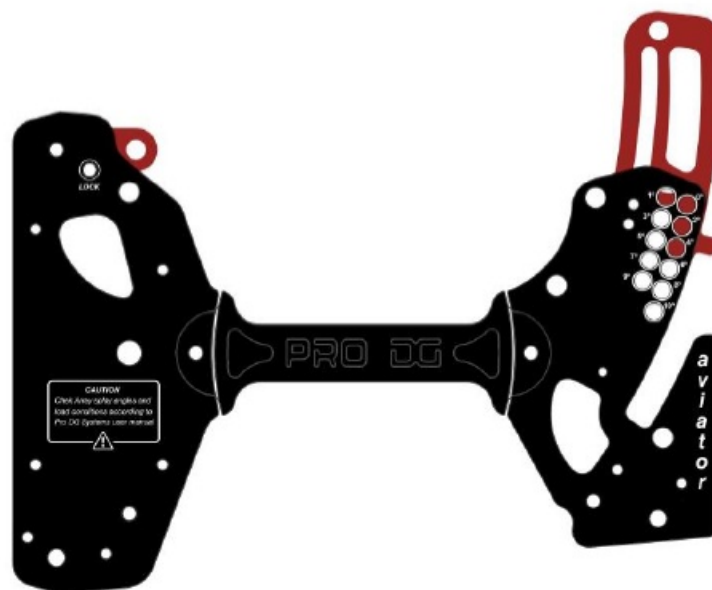
carrying out the assembly to provide themselves with personal safety elements, such as helmet, gloves, safety footwear, etc., to carry out this work. As well as the correct signage of the space in which work is being done.

- All accessories used to fly a Pro DG Systems sound system not provided by Pro DG Systems are the responsibility of the user(s).

In no case will Pro DG Systems be responsible for damages caused by incorrect use of the flying system by the user or users, whether physical damage to people or damage to the product or the attached facilities. As well as for failure to comply with the previously indicated safety instructions.

## Flight hardware. Components

At Pro DG Systems we know the importance for the professional of installing the different systems in a simple, fast and safe way. AVIATOR LA 212 A flight system has been designed to guarantee these purposes. The different components are detailed below:


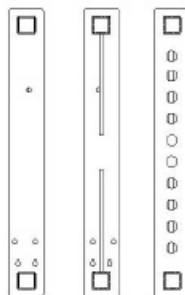
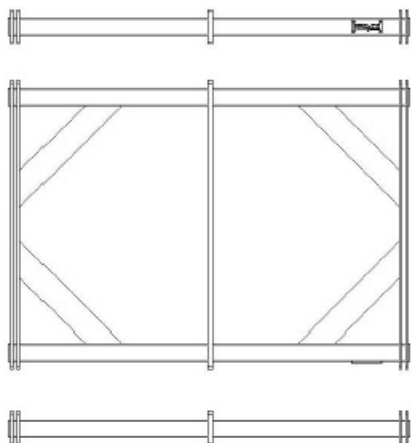


## Hardware

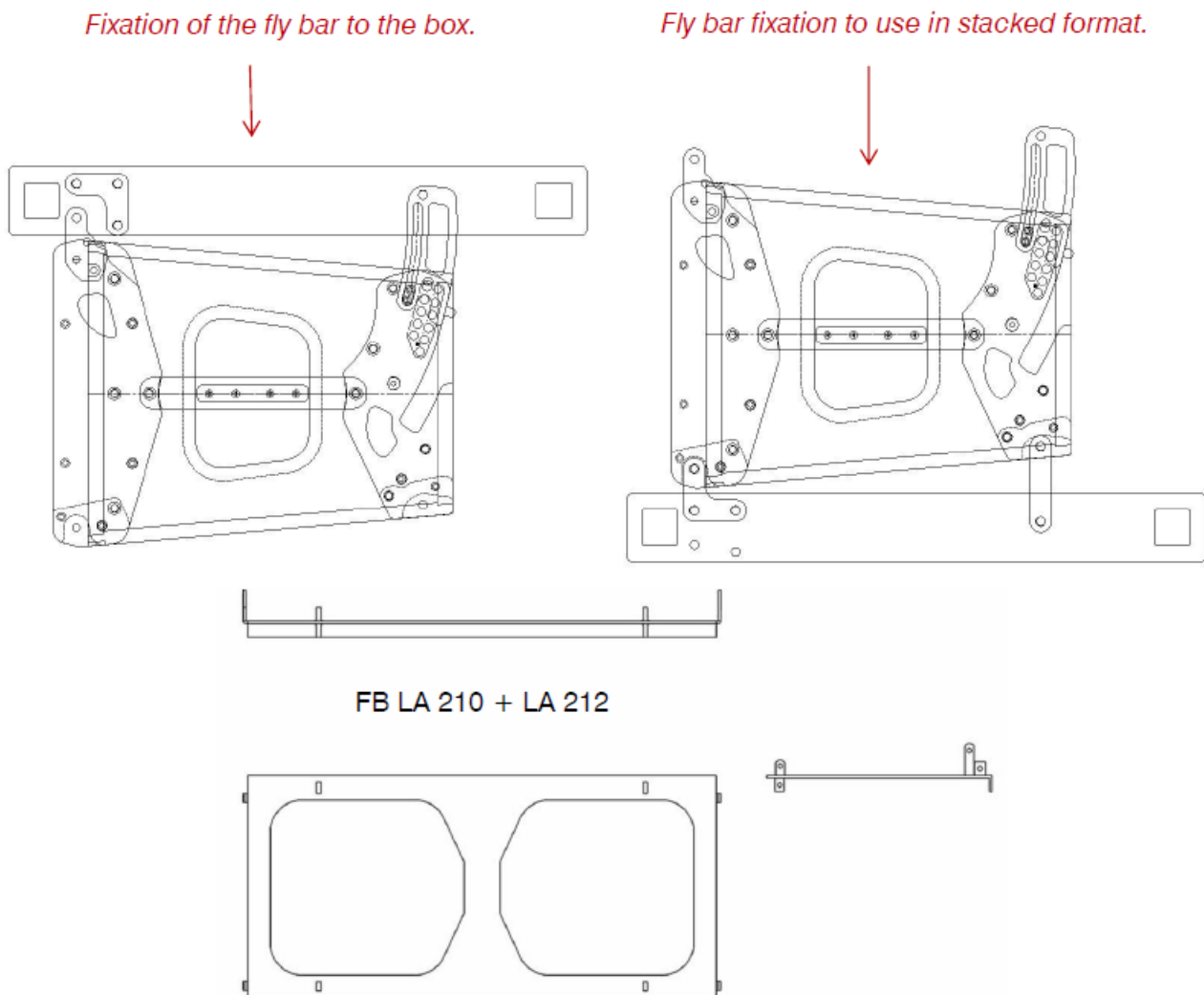
Integrated into the box chassis itself.

Include retractable cams, their release and fixation are carried out by extracting / inserting the pins in the different points housed for this purpose.

The rear hardware has different points that allow individual angulation of each box. By default, each box is served placed at the "0" point (zero angle degree).

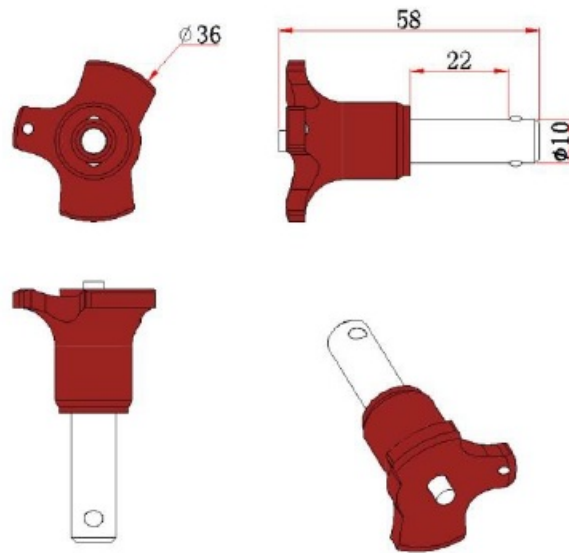


- Made of high-strength steel with oven-dried black electrostatic powder paint finish.
- It allows the raise up of a maximum of sixteen units AVIATOR LA 212 A. It also serves as a fixing base to use the system in stacked format on subwoofers.
- Measures (height x width x depth): 80 x 926 x 665 mm (3,15 x 36,46 x 26,18 in)
- Weight: 30 Kg (66,14 lbs).



### **FB LA 210 + LA 212**

- Made of high-strength steel with oven-dried black electrostatic powder paint finish.
- Allows the combination of AVIATOR LA 210 A and AVIATOR LA 212 A Line Array systems. It allows the raise up of a maximum of sixteen units between both systems (example; eight units AVIATOR LA 210 A + eight units AVIATOR LA 212 A).
- Measures (height x width x depth): 50 x 905 x 500 mm (3,15 x 35,63 x 19,69 in).
- Weight: 20 Kg (44,09 lbs).



## Pin locks


- They allow the attachment of the box to the different components, as well as the combination between several boxes to form the array.
- They have a safety extraction/insertion system through the use of a locking button.

Note: the specifications of these components may be changed without prior notice. To be aware of the latest modifications, please consult Pro DG Systems website periodically.

## How to fly the system up

Important: before flying the system, carefully read the subsection “Safety instructions”, located in the “Flight hardware” section (pages 32 – 33).

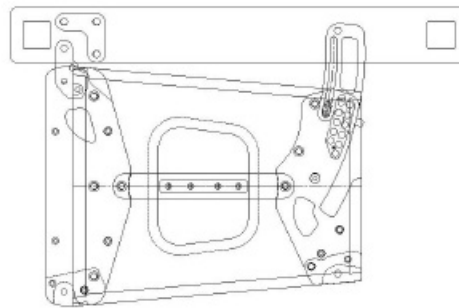
1. Remove the locking pins located on the front and rear hardware to release the cams.



2. Pull the cams up and secure them again using the pins. On the rear hardware; set the cam at the desired graduation, the point “0” represents a zero degree of angulation.



3. Install the fly bar to the box using the fixation pin locks.



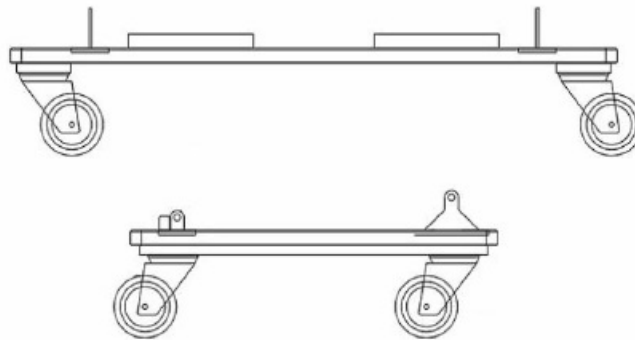
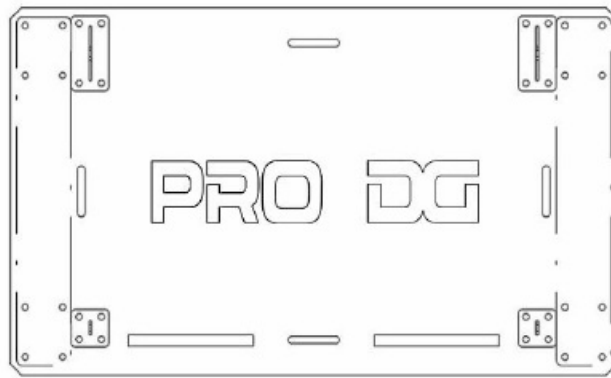
4. Then repeat step 2 for the following boxes fixation.

The design of the cams included in the rear hardware prevents uncontrolled swinging when disassembling the last box of the array assembly.



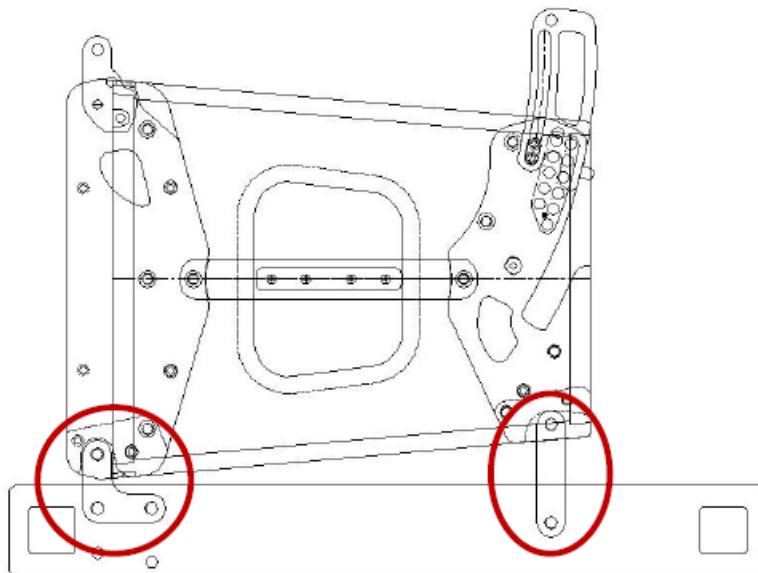
Note: use TR LA 212 transport trolley to facilitate lifting the system from the ground; stacking the boxes on the trolley first and installing the fly bar last.





### Stack mode usage

By using the cams built into FB LA 212;



If the array is stacked on a subwoofer, it will be necessary to secure it by using slings. In any case, it is not recommended to stack more than 6 AVIATOR LA 212 A units.





