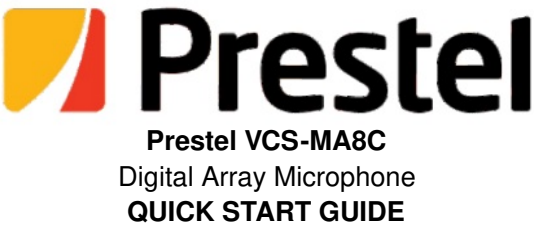




Prestel VCS-MA8C Digital Array Microphone User Guide

[Home](#) » [Prestel](#) » Prestel VCS-MA8C Digital Array Microphone User Guide 



Contents

1

Packing List

2

Appearance and Interface

3

Product Features

4

Product Specifications

5

Product Installation

6

Network Application

7

Documents / Resources

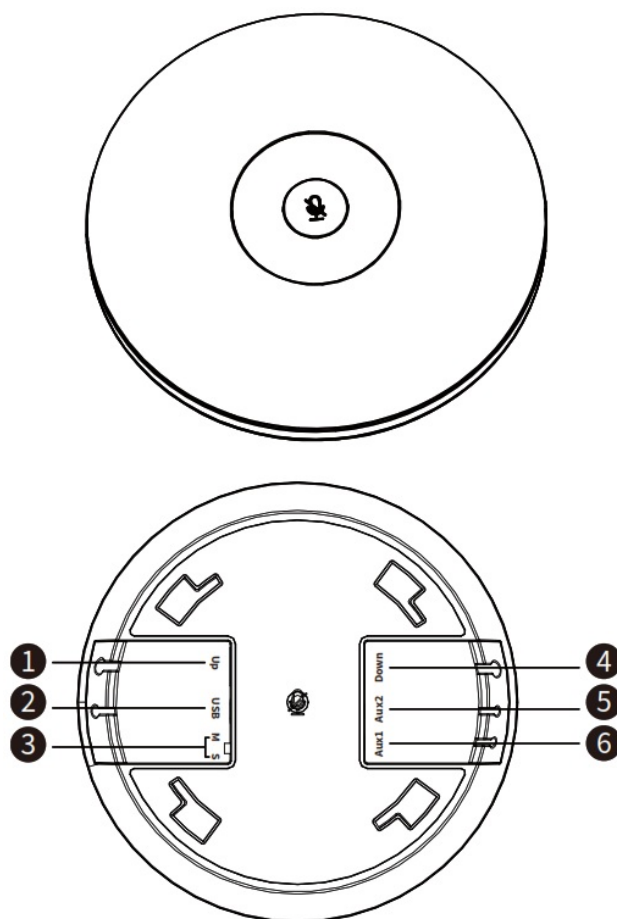
8

Related Posts

Packing List

Name	Quantity	Name	Quantity
Microphone	1	Remote Control (optional)	1
USB Cable	1	Mounting Bracket (optional)	1
Audio Cable	1	Quick Start Guide	1
Network Cable	1	—	—

Appearance and Interface



No.	Interface	Function
1	Up	Up cascade network interface, cascading up devices through PoE network cable
2	USB	USB audio interface for connecting to the USB host or powering the microphone
3	M/S	Disable
4	Down	Down cascade network interface, cascading down devices through PoE network cable
5	Aux2	Audio input and output interface, sound collected by the local microphone can be output to the terminal or recording host
6	Aux1	Audio input and output interface, the audio reference signal sent from the remote classroom can be output to the local player

Product Features

Digital Array Microphone, Long Distance Voice Pickup

High SNR ring microphone array design, clear pickup from long distance. Let the speaker move around more freely in the room and get rid of the constraints.

Blind Beamforming, Automatic Alignment to Speaker

Blind beamforming, precise positioning, adaptive sound field environment can achieve voice enhancement and better anti-interference ability.

Smart Audio Algorithms, Clear Natural Sound

Built-in powerful audio processing unit, ultra-low signal processing delay; Adaptive fast convergence algorithm,

voice intelligent tracking, intelligent noise reduction, echo cancellation, automatic gain, de-reverberation and other advanced technologies, double- talk without suppression, you can easily listen in noisy environments. For ordinary users, there is no need for professional tuning, and it can be used for regular conference applications when it is turned on. For enthusiast users, you can also open the EQ interface and enter the professional tuner mode for personalized high-end tuning.

PoE Cascading, Even Coverage of Conference Room Pickup

Flexible setting of master and slave devices, multiple cascades through PoE network cables, distributed pickup and interaction, evenly covering medium and large conference room spaces.

Standard Interface, Plug and Play

Equipped with standard USB and Aux audio interfaces, the device is plug and play, and can meet the dual-mode application of digital and analog audio.

Desktop/Ceiling/Wall Mounting, Simple and Flexible Deployment

Support desktop/ceiling/wall mounting, flexible and fast deployment, and reduce operation and maintenance costs.

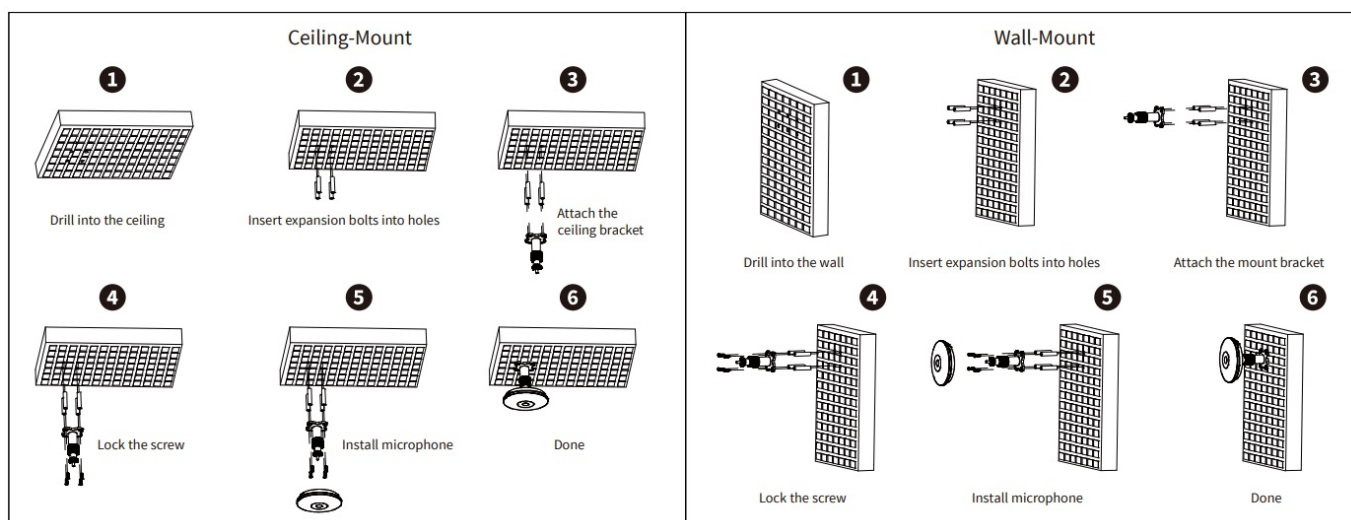
Product Specifications

Audio Features	
Microphone Type	Omnidirectional Microphone
Array Microphone	Built-in 6 mics to form ring array microphone, 360° omnidirectional pickup
Sensitivity	-38 dBFS
Signal Noise to Ratio	65 dB(A)
Frequency Response	50Hz ~ 16kHz
Pickup Range	3m
Automatic Echo Cancellation (AEC)	Support
Automatic Noise Suppression (ANS)	Support
Automatic Gain Control (AGC)	Support
Hardware Interfaces	
Network Interface	1 x Up: Up cascade network interface
	1 x Down: Down cascade network interface
USB Interface	1 x USB: USB audio interface
Audio Interface	1 x Aux1: 3.5mm audio input and output interface
	1 x Aux2: 3.5mm audio input and output interface
General Specifications	
Cascade Method	PoE network cable
Power Supply	PoE cascade, 48V, support IEEE 802.3at
Dimension	Φ170mm x H 40mm
Net Weight	About 0.4Kg



Note Product specifications are subject to change without notice.

Product Installation



Note The installation diagram is for reference only. The bracket is not standard. Please refer to the actual product for the packing accessories.

Network Application

6.1 Single Mode

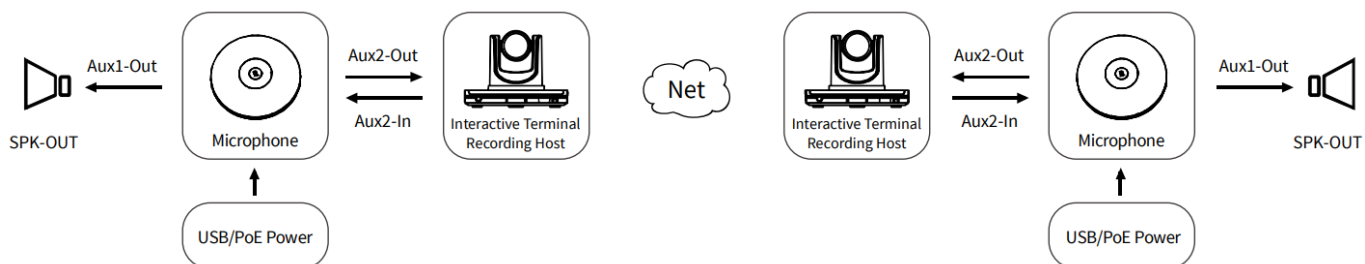
USB Connection



PoE Connection

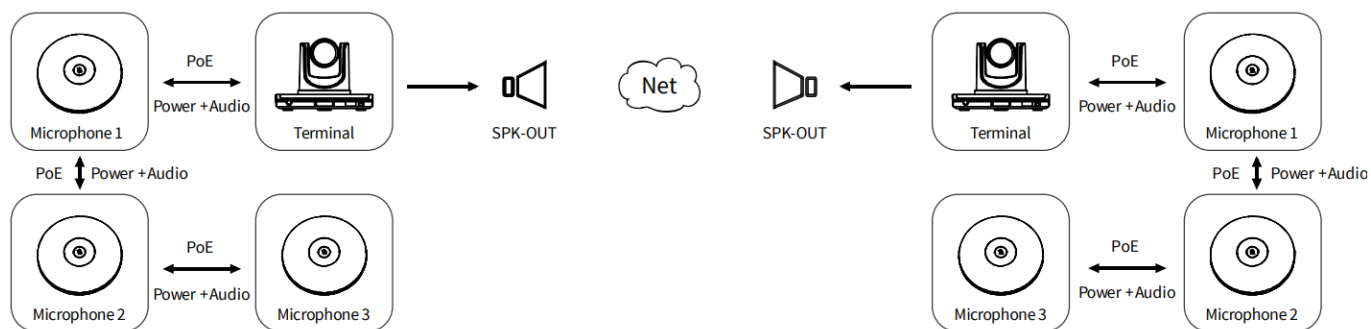


Analog 3.5mm Connection

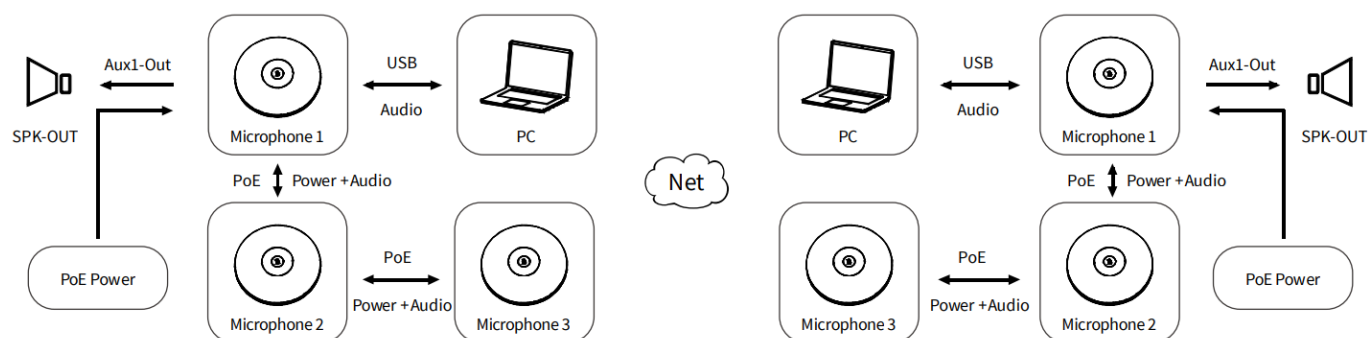


6.2 Cascade Mode

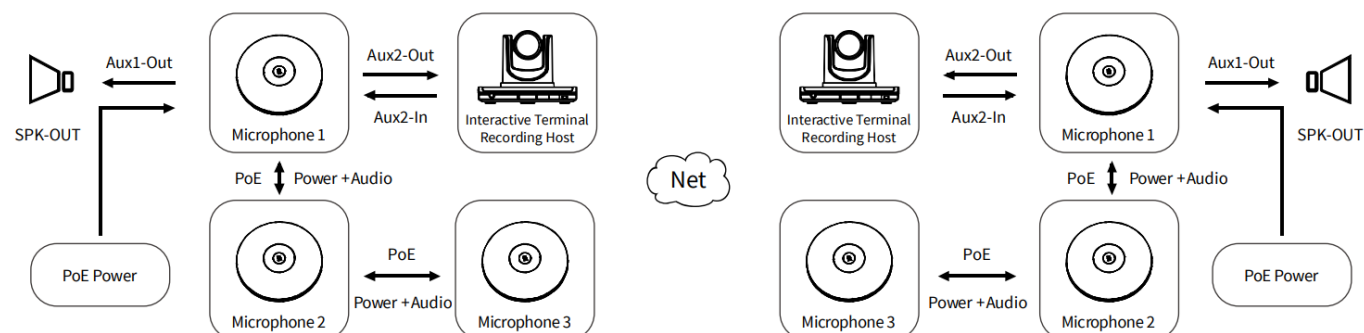
PoE Connection






USB Connection



Analog 3.5mm Connection



Documents / Resources

<div><div>Prestel</div><div><div>Prestel VCS-MA8C</div><div>Digital Array Microphone</div></div><div>QUICK START GUIDE</div></div>	<div><div>Prestel VCS-MA8C Digital Array Microphone [pdf] User Guide</div><div>VCS-MA8C Digital Array Microphone, VCS-MA8C, Digital Array Microphone, Array Microphone</div></div>
---	--