



Prestel DAP-0404AD 4 In 4 Out Configurable Digital Audio Processor User Manual

[Home](#) » [Prestel](#) » Prestel DAP-0404AD 4 In 4 Out Configurable Digital Audio Processor User Manual 

Contents

- [1 Prestel DAP-0404AD 4 In 4 Out Configurable Digital Audio Processor](#)
- [2 Product Information](#)
- [3 Product Usage Instructions](#)
- [4 Instructions](#)
- [5 Documents / Resources](#)
- [6 Related Posts](#)



Prestel DAP-0404AD 4 In 4 Out Configurable Digital Audio Processor



Product Information

- **Model:** DAP-0404AD
- **Processor DSP processing power:** High
- **Sample Rate:** Variable
- **Number of analog input and output channels:** 4
- **Number of Dante input and output channels:** 4
- **Input Gain:** Adjustable

- **Phantom Power:** Available

Product Usage Instructions

1. Connect the device according to the Device Connection Diagram provided in the user manual.
2. Ensure that the IP address of the client host and the processor are in the same network segment. The default IP address of the processor is 169.254.10.227 with a subnet mask of 255.255.0.0.
3. Add the address of the network segment to the PC's network settings before connecting the device.
4. Start the device and access the address <http://16925410227/> with a web browser to connect to the processor.
5. To download the software, enter the device IP address in the browser's address bar and find the download link. Download and install the software locally on your PC.
6. Before installing the PC software, make sure that Microsoft Net Framework version 4.0 or higher is installed on your PC.
7. Once the software is installed, you can use it to configure the input, output, scene, download, operation log, PC software, and factory data reset settings of the DAP-0404AD.

Instructions

Device Connection Diagram



Client Network Configuration

The default IP address of the processor is 169.254.10.227









The subnet mask is 255.255.0.0. Please ensure that the client host IP address and the processor are in the same network segment so that the client software can connect to the processor successfully.

(Note: Once the device is found, the user can modify the IP address of the processor.) Download Software

The software is downloaded by accessing processors in the same network segment within the local area network. By entering the device IP address in the IE browser address bar to access the processor, find the download link and download the software locally to complete the installation;

Default IP address: 169.254.10.227, subnet mask: 255.255.0.0;

Please ensure to add the address of the network segment to the PC first, so that the device can connect normally. After the device is started, access the address <http://16925410227/> with the browser.

 Input	 Output	 Scene	 Download
operation log			 Download
PC software			 Download
factory data reset			 Download
.net framework 4.0			 Download


Before installing PC software, please ensure that Microsoft Net Framework version 4.0 or higher version is installed on the PC.

Features

- Built-in 2 in 2 out USB sound card, supporting music playback, recording and soft video conferencing, such as: ZOOM, Tencent Meeting, DingTalk Meeting, etc; Supports AFC (feedback suppression), AEC (echo cancellation), ANS (noise suppression), ANC (noise gain compensation), AGC (automatic gain), gain sharing, threshold automatic mixing.
- 8-band equalizer providing 5 filter options: Parametric, Lowshelf, Highshelf, Lowpass, Highpass.
- Provides customizable user interface, and support up to 30 devices to be managed under the same UI.
- Supports RS232, RS485 and UDP central control.

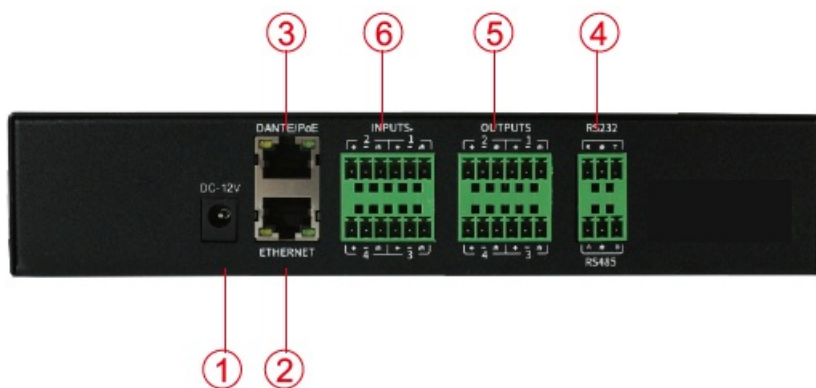
Model	DAP-0404AD
Processor	ADI SHARC 21489@450 MHz SIMD
DSP processing power	400 MIPS, 1.6 GFLOPS
Sample Rate	48K/24bit
Number of analog input and output channels	4×4
Number of Dante input and output channels	4×4
Input Gain	0/6/12/18/24/30/36/42/48 dB
Phantom Power	+48V/10mA max
Frequency Response	20~20kHz: ±0.5dB
Max. Level	+18dBu
THD+N	<-100dB @4dBu
Input Dynamic Range	110dB
Output Dynamic Range	112dB
Channel Isolation @1kHz	108dB
Input Impedance (balanced connection)	5.4KΩ
Output Impedance (balanced connection)	600Ω
System Latency	<3ms
Power Supply	DC12V/PoE48V
Dimension	215x162x44mm
Weight	2KG

Device Connection Diagram



1. PWR: Power indicator
2. STATUS: System status indicator
3. USB sound card device interface

1. DC 12V power in
2. Ethernet network control interface: The user can debug and monitor the device through the connection of this network port.
3. Dante network interface
4. RS232+RS485 port: Connect to the control terminal or the central control device.
5. Signal output interface: can connect power amplifier, active speaker and other devices.
6. Signal input interface: can connect microphone, DVD and other devices.



Documents / Resources



[Prestel DAP-0404AD 4 In 4 Out Configurable Digital Audio Processor](#) [pdf] User Manual
DAP-0404AD 4 In 4 Out Configurable Digital Audio Processor, DAP-0404AD, 4 In 4 Out Configurable Digital Audio Processor, Digital Audio Processor, Audio Processor, Processor