



PremiumSpec Color Selectable Linear Lights Instruction Manual

[Home](#) » [PremiumSpec](#) » PremiumSpec Color Selectable Linear Lights Instruction Manual 

Contents

- [1 PremiumSpec Color Selectable Linear Lights](#)
- [2 Power Feed](#)
- [3 Parts List](#)
- [4 Non Power Suspension](#)
- [5 Wiring Diagrams](#)
- [6 MORE INFORMATION](#)
- [7 Documents / Resources](#)
 - [7.1 References](#)
- [8 Related Posts](#)



PremiumSpec Color Selectable Linear Lights



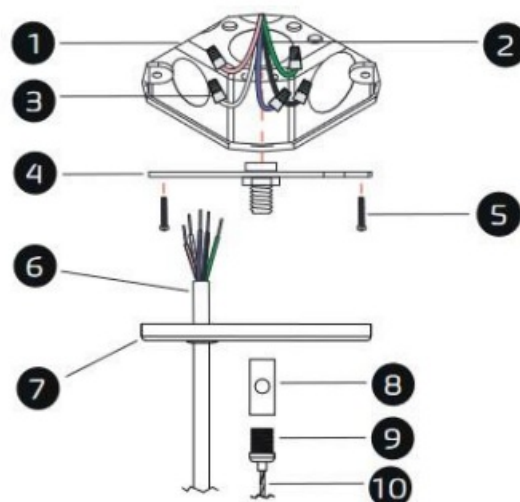
WARNING

- Installation, service, and maintenance of luminaries should be performed by a qualified licensed electrician.
- To reduce the risk of fire and overheating, make sure all connections are tight.
- Once the final building cleanup has been completed, remove the protective film on the lens.

CAUTION

- Do not install in wet locations. For dry and damp use only.
- Do not cover the fixture with heat insulation gaskets or similar materials.

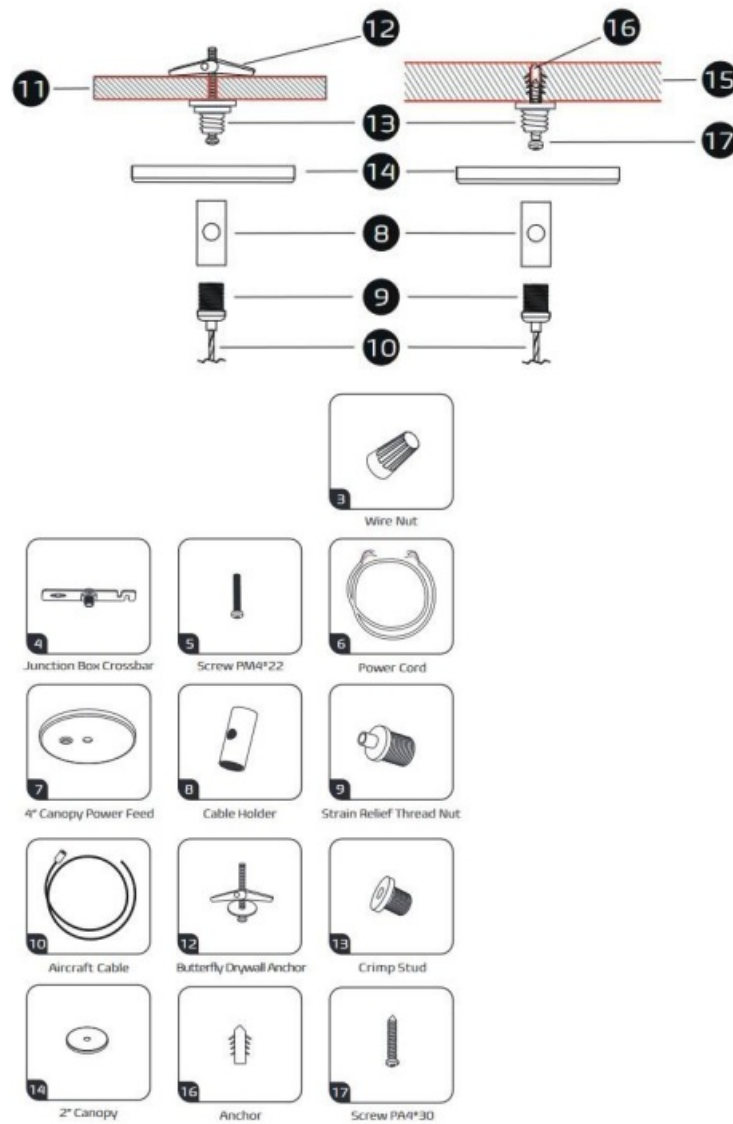
Power Feed



Parts List

1. 4" Octagonal Junction Box (by others)
2. Electrical Wiring (by others)
3. Wire Nut
4. Junction Box Crossbar
5. Screw PM4*22
6. Power Cord
7. 4" Power Canopy Kit
8. Cable Holder
9. Strain Relief Thread Nut
10. Aircraft Cable
11. Drywall Ceiling (by others)
12. Butterfly Drywall anchor
13. Crimp Stud
14. 2" Canopy
15. Solid Ceiling (by others)
16. Anchor
17. Screw PA4*30

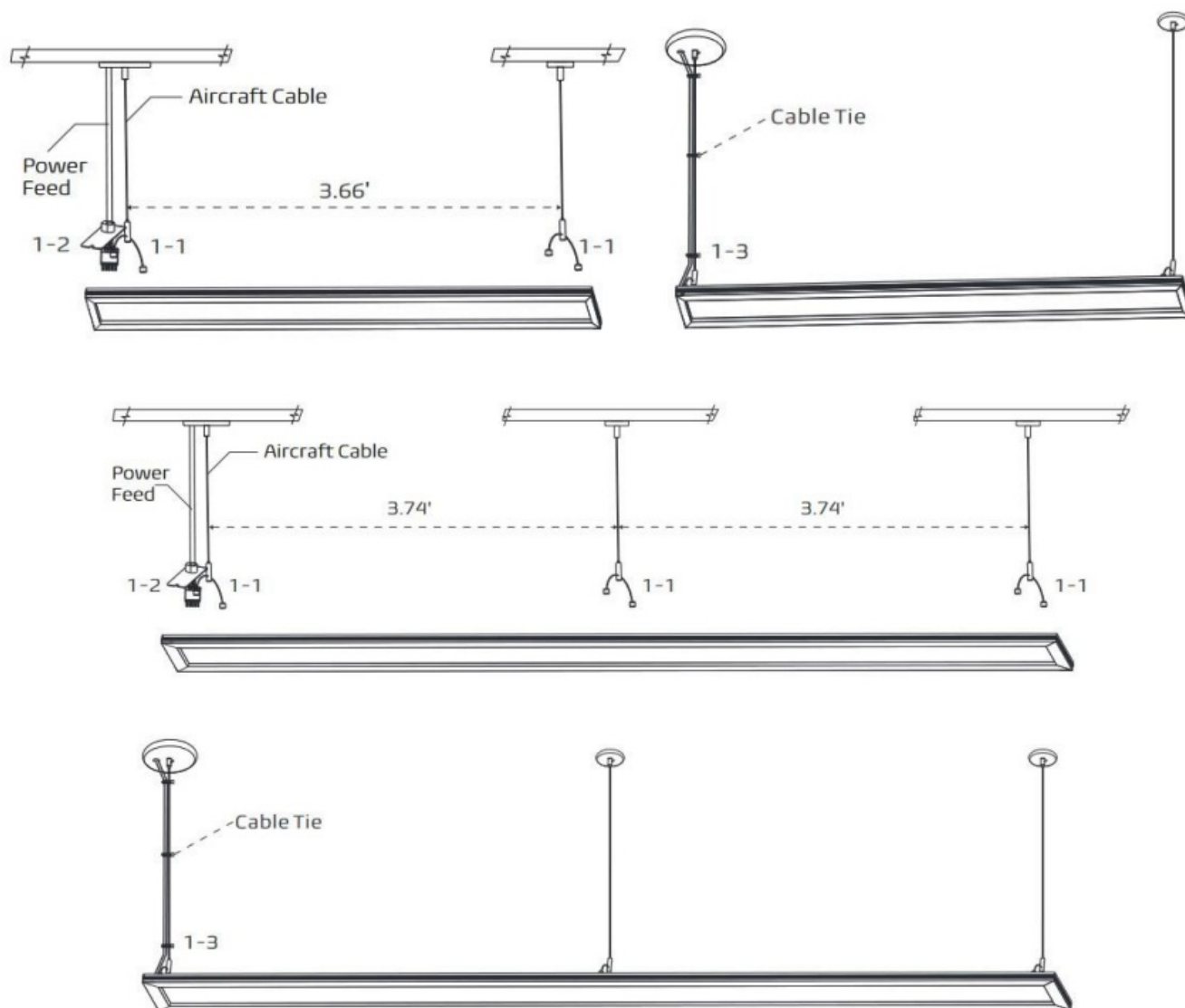
Non Power Suspension



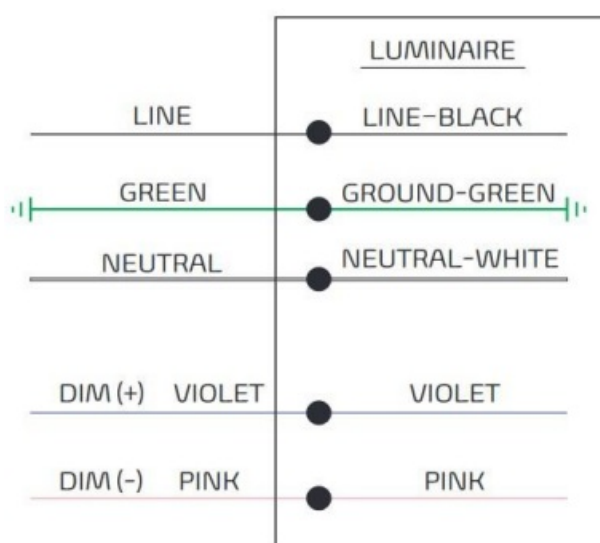
Pendant Installation Instructions

- Screw aircraft cables clockwise on the top luminaire.
- Connect the quick connectors.
- Zip tie power cord & aircraft suspension cable with the cable tie if needed.

The height of the luminaire can be adjusted with the aircraft cable gripper. Raise the luminaire by pulling the cables through the gripper. Lower the luminaire by pressing the top cylinder on the gripper, and carefully pull the luminaire down.



Wiring Diagrams



WARNING


- Before installing, servicing, or performing routine maintenance upon this equipment, follow these general precautions.

- To reduce the risk of death, personal injury, or property damage from fire, electric shock, falling parts, cuts/abrasions, and other hazards, read all warnings and instructions included with and on the fixture box and all fixture labels.
- Proper grounding is required to ensure safety.
- Power must be turned off at the breaker before installation or maintenance.
- This product must be installed in accordance with the applicable installation code by a person familiar with the construction and operation of the product and the hazards involved.
- Wear gloves and eye protection at all times while installing, servicing, or performing maintenance on the luminaire, and avoid direct eye exposure to the light source while it is on.
- To prevent wiring damage or abrasion, do not expose wiring to edges of sheet metal or other sharp objects.
- Do not install damaged product. Inspect luminaire for damage that may have occurred during transit. If damaged, contact the manufacturer immediately.
- These instructions do not purport to cover all details or variations in equipment nor to provide every possible contingency to meet in connection with installation, operation, or maintenance. Should further information be desired or should particular problems arise which are not covered sufficiently for the purchaser's or owner's purposes, contact the manufacturer.

MORE INFORMATION

- [972-535-0926](tel:972-535-0926) |
- pltsolutions.com
- I ver 053024

Documents / Resources

	<p>PremiumSpec Color Selectable Linear Lights [pdf] Instruction Manual Color Selectable Linear Lights, Selectable Linear Lights, Linear Lights, Lights</p>
---	--

References

- [User Manual](#)

[Manuals+.](#) [Privacy Policy](#)

This website is an independent publication and is neither affiliated with nor endorsed by any of the trademark owners. The "Bluetooth®" word mark and logos are registered trademarks owned by Bluetooth SIG, Inc. The "Wi-Fi®" word mark and logos are registered trademarks owned by the Wi-Fi Alliance. Any use of these marks on this website does not imply any affiliation with or endorsement.