



PREMISE ES2-RC1SC30B-3 Self Powered Combination LED Running Man



# PREMISE ES2-RC1SC30B-3 Self Powered Combination LED Running Man Owner's Manual

[Home](#) » [PREMISE](#) » PREMISE ES2-RC1SC30B-3 Self Powered Combination LED Running Man Owner's Manual



## Contents

- [1 PREMISE ES2-RC1SC30B-3 Self Powered Combination LED Running Man](#)
- [2 Product Usage Instructions](#)
- [3 OVERVIEW](#)
- [4 PRODUCT HIGHLIGHTS](#)
- [5 ELECTRICAL SPECIFICATIONS](#)
- [6 PRODUCT DIMENSIONS](#)
- [7 Documents / Resources](#)
  - [7.1 References](#)
- [8 Related Posts](#)



**PREMISE ES2-RC1SC30B-3 Self Powered Combination LED Running Man**



## Product Usage Instructions

### Installation

The ES2-RC1SC30B-3 Self-Powered Combination Running Man can be installed using the following methods: Ceiling Mount, Wall Mount, or Flag Mount. Refer to the mounting diagram for detailed instructions.

### Operation

Ensure the battery is fully charged before use. The external LED status indicator and test switch can be used to check the battery status. In case of emergency or power outage, the running man sign will illuminate automatically.

### Maintenance

Regularly inspect the unit for any damage or signs of wear. Clean the lens and housing with a soft, dry cloth. Do not use abrasive cleaners that may damage the surface.

### Q: How long does it take to charge the battery?

A: The battery charge time is 24 hours.

## ES2-SERIES

SELF-POWERED COMBINATION LED RUNNING MAN (STEEL HOUSING)

Project	
Date	
Prepared by	
Model #	ES2-RC1SC30B-3

## OVERVIEW

The ES2-RC1SC30B-3 Self-Powered Combination Running Man is constructed from a durable, steel housing. It comes standard with a mounting canopy, three pictograms, one backplate and all mounting hardware. An external LED status indicator and test switch is standard.

## PRODUCT HIGHLIGHTS

- Universal AC input voltage from 120-347VAC, with back-up battery
- 30W Battery Power, able to support 6W of remote LED heads for more than 120 min
- Constructed of durable 20 gauge steel

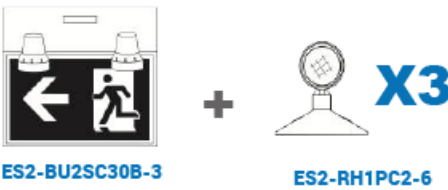
- 90o x 90o swivel LED emergency lighting heads
- Powered by bright LEDs, with each head delivering more than 3 foot candle at an 8 foot distance
- Running Man sign emits even light output with high uniformity
- 9.84 cd/m2 high light output
- CSA listed for Canada & the US

## ELECTRICAL SPECIFICATIONS

ELECTRICAL SPECIFICATIONS			
Input Voltage	120-347 VAC 50/60Hz	Battery Type	Lead-Acid
System Power	6W	Battery Charge Time	24 hours
Indicator	Charge, Discharge, Test	Battery Discharge Time  (CSA Req't: >2 hrs)	>2 hours
Battery Capacity	6V 5Ah (30W)		
LIGHTING INFORMATION			
Lamp Type	LED	LED Heads Lumen Output	2 x 130 lm (260 lm)
Lens Material	PVC	Running Man Sign Luminance	9.84 cd/m²
Lamp Power	2 x 2W (LED Heads) + 2W (Sign)	Illuminating Surface Uniformity	78%
EXTERNAL & MECHANICAL SPECIFICATIONS			
Housing Material	Powder Coated Steel	Material Grade	UL-94v0
Housing Color	White	Operation Temperature Range	5oC to 30oC / 41oF to 86oF
Dimension (inch/mm)	13.2" (W) x 12" (H) x 3.15" (D)  335mm (W) x 305mm (H) x 80 mm (D)	Installation Method	Ceiling Mount, Wall Mount, Flag Mount
Weight	3.55 kg / 7.83 lbs	Warranty	5 years

APPROVALS & LISTINGS			
Safety Compliance	cCSAus	Safety Standards	CAN/CSA-C860-11 CSA C22.2 No. 141-15  CAN/CSA-C22.2 No. 250 .13-14
File Number	272501	Approved Locations	Damp Locations
RECOMMENDED CONFIGURATIONS			


Configuration 1



ES2-BU2SC30B-3

ES2-RH1PC2-6

Configuration 2

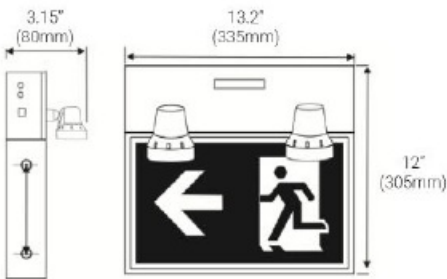


ES2-BU2SC30B-3

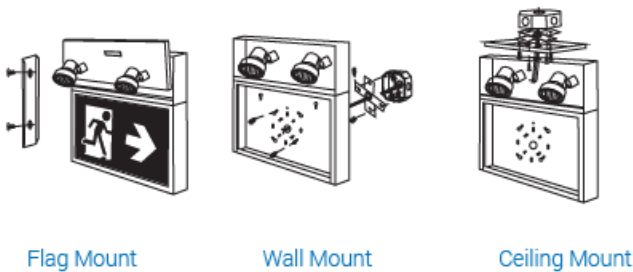
ES2-RH1PC2-6

ES2-RH1PC4-6

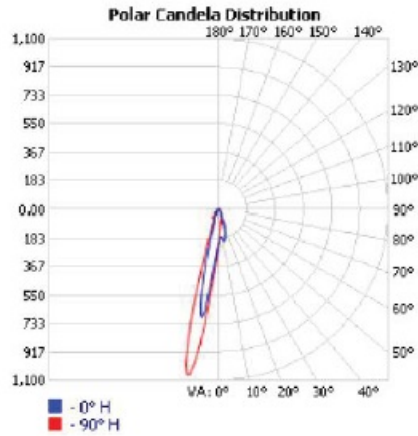
PRODUCT DIMENSIONS



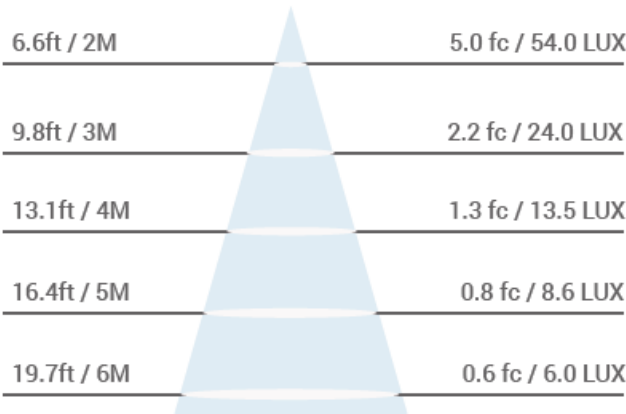
MOUNTING DIAGRAM



POLAR CANDELA DISTRIBUTION (FOR 1 LED HEAD)



### ILLUMINANCE AT A DISTANCE (FOR 1 LED HEAD)



1. Due to the special conditions of manufacturing, the typical data of optical specifications can only reflect statistical figures and do not necessarily correspond to the actual parameters of each single product which could differ from the typical data.
2. Exceeding maximum ratings for input voltage and current will cause hazardous overload and will likely destroy the LED fixture.
3. Refer to Warranty Terms & Conditions available at [premiseled.com/warranty](https://premiseled.com/warranty)

Specifications and dimensions  
subject to change without notice.

80-86 CARRIER DRIVE  
TORONTO, ON CANADA M9W 5R1

### Documents / Resources

	<p><b><a href="#">PREMISE ES2-RC1SC30B-3 Self Powered Combination LED Running Man</a></b> [pdf] Owner's Manual</p> <p>ES2-RC1SC30B-3 Self Powered Combination LED Running Man, ES2-RC1SC30B-3, Self Powered Combination LED Running Man, Combination LED Running Man, LED Running Man, Running Man</p>
--	--

### References

- [User Manual](#)

[Manuals+](#), [Privacy Policy](#)

This website is an independent publication and is neither affiliated with nor endorsed by any of the trademark owners. The "Bluetooth®" word mark and logos are registered trademarks owned by Bluetooth SIG, Inc. The "Wi-Fi®" word mark and logos are registered trademarks owned by the Wi-Fi Alliance. Any use of these marks on this website does not imply any affiliation with or endorsement.