



PowerA 1507847-01 Wired Controller for Nintendo Switch User Manual

[Home](#) » [PowerA](#) » PowerA 1507847-01 Wired Controller for Nintendo Switch User Manual 

Contents

- 1 [PowerA 1507847-01 Wired Controller for Nintendo Switch](#)
- 2 [What's in the box](#)
- 3 [Overview](#)
- 4 [SET UP](#)
- 5 [TROUBLESHOOTING](#)
- 6 [FCC STATEMENT](#)
- 7 [CONTACT/SUPPORT](#)
- 8 [WARRANTY](#)
 - 8.1 [DECLARATION OF CONFORMITY](#)
- 9 [Documents / Resources](#)
 - 9.1 [References](#)
- 10 [Related Posts](#)



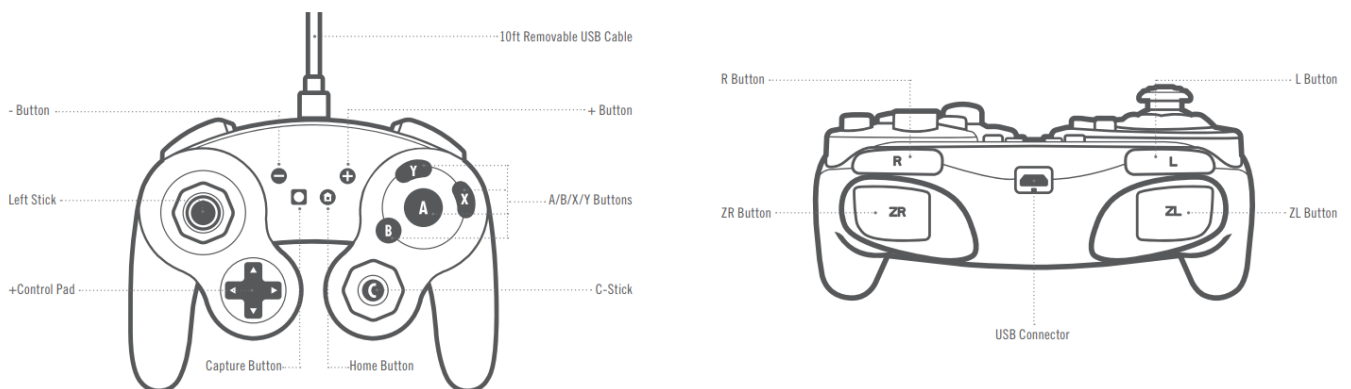
PowerA 1507847-01 Wired Controller for Nintendo Switch



What's in the box

- Wired Controller
- 10ft USB Cable
- User Manual

Overview



SET UP

1. Make sure your Nintendo Switch™ System is powered on and connected to your TV.
2. Insert the USB cable into a USB port on the Nintendo Switch™ dock. Connect the other end of the cable to the wired controller. Your wired controller is now ready for use.

BASIC USAGE

Connect multiple wired controllers to the Nintendo Switch Console at a time. On-screen notifications will indicate which USB channel each controller is connected to.

TROUBLESHOOTING

Q1. Why isn't my controller connecting to my Nintendo Switch™ console?

A1. Confirm that the USB Cable is securely connected to the Wired Controller and the Nintendo Switch™ dock.

A2. Confirm that the Nintendo Switch is powered on and connected to an external display before connecting your wired controller.

A3. Confirm that your Nintendo Switch has the latest System Update installed.

Q2. Why don't I feel any vibration when using this controller?

A1. This product does not support vibration functionality

MOTION WARNING

Playing video games can make your muscles, joints, skin or eyes hurt. Follow these instructions to avoid problems such as tendinitis, carpal tunnel syndrome, skin irritation or eyestrain:

- Avoid excessive play. Take a 10 to 15 minute break every hour, even if you don't think you need it. Parents should monitor their children for appropriate play.
- If your hands, wrists, arms or eyes become tired or sore while playing, or if you feel symptoms such as tingling, numbness, burning or stiffness, stop and rest for several hours before playing again.
- If you continue to have any of the above symptoms or other discomfort during or after play, stop playing and see a doctor.

FCC STATEMENT

This device complies with Part 15 of the FCC Rules.

Operation is subject to the following two conditions:

1. this device may not cause harmful interference, and
2. this device must accept any interference received, including interference that may cause undesired operation.

WARNING: Changes or modifications to this unit not expressly approved by the party responsible for compliance could void the user's authority to operate the equipment.

NOTE: This equipment has been tested and found to comply with the limits for Class B digital device, pursuant to Part 15 of the FCC Rules.

These limits are designed to provide reasonable protection against harmful interference in a residential installation. This equipment generates, uses and can radiate radio frequency energy and, if not installed and used in accordance with the instructions, may cause harmful interference to radio communications. However, there is no guarantee that interference will not occur in a particular installation. If this equipment does cause harmful interference to radio or television reception, which can be determined by turning the equipment off and on, the user is encouraged to try to correct the interference by One or more of the following measures:

- Reorient or relocate the receiving antenna.
- Increase the separation between the equipment and receiver.
- Connect the equipment into an outlet on a circuit different from that to which the receiver is connected.
- Consult the dealer or an experienced radio/ TV technician for help.

CAN ICES-003(B)/NMB-003(B)

This device contains licence-exempt transmitter(s)/receiver(s) that comply with Innovation, Science and Economic Development Canada's licence-exempt RSS(s).

Operation is subject to the following two conditions:

1. This device may not cause interference;
2. This device must accept any interference, including interference that may cause undesired operation of the device

MANUFACTURED BY

ACCO Brands USA LLC,
4 Corporate Way, Lake Zurich, IL 60047
ACCOBRANDS.com | [POWERA.com](https://www.powera.com)
MADE IN CHINA

CONTACT/SUPPORT

For support with your authentic PowerA accessories, please visit [PowerA.com/Support](https://www.powera.com/support).

WARRANTY**TWO YEAR LIMITED WARRANTY**

For warranty details or support with your authentic PowerA accessories, please visit [PowerA.com/Support](https://www.powera.com/support).

AUSTRALIAN WARRANTY STATEMENT

This product comes with guarantees that cannot be excluded under the Australian Consumer Law. You are entitled to a replacement or refund for a major failure and for compensation for any other reasonably foreseeable loss or damage. You are also entitled to have the goods repaired or replaced if the goods fail to be of acceptable quality and the failure does not amount to a major failure. If purchased within Australia or New Zealand, this product comes with a One-year warranty from date of purchase. Defects in the product must have appeared within One year from date of purchase, in order to claim the warranty. All warranty claims must be facilitated back through the retailer of purchase in accordance with the retailer's return policies and procedures. Any expenses incurred, as a result of returning the product to the retailer of purchase are the full responsibility of the consumer.

AU WHOLESALE DISTRIBUTOR

Level 2, 2 Darling Street South Yarra, Australia VIC 3141
[bluemouth.com.au](https://www.bluemouth.com.au) | Email: support@bluemouth.com.au +61 (3) 9867 2666

ADDITIONAL LEGAL

© 2021 ACCO Brands USA LLC. PowerA and PowerA Logo are trademarks of ACCO Brands Corporation. Nintendo Switch is a trademark of Nintendo. Licensed by Nintendo.
All rights reserved. All other trademarks are the property of their respective owners.

REGIONAL COMPLIANCE SYMBOLS

More information available via web-search of each symbol name.

The WEEE (Waste of electrical and electronic equipment) symbol requires battery disposal outside of other household waste per local regulations. Contact your city office, waste disposal service, or retailer for guidance.


The CE (Conformité Européene aka European Conformity) mark is a declaration from the manufacturer that the product meets applicable European Directives and Regulations for health, safety, and environmental protection. The UKCA (UK Conformity Assessment) mark is a declaration from the manufacturer that the product meets applicable UK Regulations for health, safety, and environmental protection.

The Regulatory Compliance Mark is a visible indication of a product's compliance with all applicable ACMA (Australian Communications and Media Authority) regulatory arrangements, including all technical and record-keeping requirements regarding the electrical safety and/or electromagnetic compatibility (EMC).






DECLARATION OF CONFORMITY

Hereby, ACCO Brands USA LLC at 4 Corporate Way, Lake Zurich, IL 60047 USA, declares that this wired controller is in compliance with Directive 2014/30/EU. The full text of the EU Declaration of Conformity is available at the following internet address: [PowerA.com/compliance](https://www.powera.com/compliance)

Documents / Resources

	<p>PowerA 1507847-01 Wired Controller for Nintendo Switch [pdf] User Manual 1507847-01, Wired Controller for Nintendo Switch, 1507847-01 Wired Controller for Nintendo Switch</p>
---	---

References

-  [ACCO Brands](#)
-  [bluemouth.com.au](#)
-  [PowerA | PowerA](#)
-  [Declaration of Conformity | PowerA](#)
-  [Support | PowerA](#)