



# POWER FLEET MSV2 Asset Monitor Instruction Manual

[Home](#) » [POWER FLEET](#) » POWER FLEET MSV2 Asset Monitor Instruction Manual 

**POWER FLEET®**

Product Overview  
Asset Monitor



## Contents

- [1 Legal Notices](#)
- [2 Introduction](#)
- [3 Asset Monitor at a Glance](#)
- [4 Asset Monitor Features and Capabilities](#)
- [5 Asset Monitor Devices](#)
- [6 Technical Specifications](#)
- [7 Documents / Resources](#)
  - [7.1 References](#)

## Legal Notices

## IMPORTANT

1. All legal terms and safety and operating instructions should be read thoroughly before the product accompanying this document is installed and operated.
2. This document should be retained for future reference.
3. Attachments, accessories or peripheral devices not supplied or recommended in writing by PowerFleet Inc. May be hazardous and/or may cause damage to the product and should not, in any circumstances, be used or combined with the product.

## **General**

The product accompanying this document is not designated for and should not be used in life support appliances, devices, machines or other systems of any sort where any malfunction of the product can reasonably be expected to result in injury or death. Customers of PowerFleet Inc.

Using, integrating, and/or selling the product for use in such applications do so at their own risk and agree to fully indemnify PowerFleet Inc. For any resulting loss or damages.

## **Warranty Exceptions and Disclaimers**

PowerFleet Inc. Shall bear no responsibility and shall have no obligation under the foregoing limited warranty for any damages resulting from normal wear and tear, the cost of obtaining substitute products, or any defect that is (i) discovered by purchaser during the warranty period but purchaser does not notify PowerFleet Inc. Until after the end of the warranty period, (ii) caused by any accident, force majeure, misuse, abuse, handling or testing, improper installation or unauthorized repair or modification of the product, (iii) caused by use of any software not supplied by PowerFleet Inc., or by use of the product other than in accordance with its documentation, or (iv) the result of electrostatic discharge, electrical surge, fire, flood or similar causes. Unless otherwise provided in a written agreement between the purchaser and PowerFleet Inc., the purchaser shall be solely responsible for the proper configuration, testing and verification of the product prior to deployment in the field. POWERFLEET INC.'S SOLE RESPONSIBILITY AND PURCHASER'S SOLE REMEDY UNDER THIS LIMITED WARRANTY SHALL BE TO REPAIR OR REPLACE THE PRODUCT HARDWARE, SOFTWARE OR SOFTWARE MEDIA (OR IF REPAIR OR REPLACEMENT IS NOT POSSIBLE, OBTAIN A REFUND OF THE PURCHASE PRICE) AS PROVIDED ABOVE. POWERFLEET INC. EXPRESSLY DISCLAIMS ALL OTHER WARRANTIES OF ANY KIND, EXPRESS OR IMPLIED, INCLUDING WITHOUT LIMITATION ANY IMPLIED WARRANTIES OF NON-INFRINGEMENT, MERCHANTABILITY, SATISFACTORY PERFORMANCE AND FITNESS FOR A PARTICULAR PURPOSE. IN NO EVENT SHALL POWERFLEET INC. BE LIABLE FOR ANY INDIRECT, SPECIAL, EXEMPLARY, INCIDENTAL OR CONSEQUENTIAL DAMAGES (INCLUDING WITHOUT LIMITATION LOSS OR INTERRUPTION OF USE, DATA, REVENUES OR PROFITS) RESULTING FROM A BREACH OF THIS WARRANTY OR BASED ON ANY OTHER LEGAL THEORY, EVEN IF POWERFLEET INC. HAS BEEN ADVISED OF THE POSSIBILITY OR LIKELIHOOD OF SUCH DAMAGES.

## **Intellectual Property**

Copyright in and to this document is owned solely by PowerFleet Inc. Nothing in this document shall be construed as granting you any license to any intellectual property rights subsisting in or related to the subject matter of this document including, without limitation, patents, patent applications, trademarks, copyrights or other intellectual property rights, all of which remain the sole property of PowerFleet Inc. Subject to applicable copyright law, no part of this document may be reproduced, stored in or introduced into a retrieval system, or transmitted in any form or by any means (electronic, mechanical, photocopying, recording or otherwise), or for any purpose, without the express written permission of PowerFleet Inc.

© Copyright 2020. All rights reserved.

## **FCC & IC Compliance Statement**

### **The FCC Wants You to Know**

This equipment has been tested and found to comply with the limits for a Class B digital device, pursuant to Part 15 of the FCC rules. These limits are designed to provide reasonable protection against harmful interference in a residential installation. This equipment generates, uses and can radiate radio frequency energy and, if not installed and used in accordance with the instructions, may cause harmful interference to radio communications. However, there is no guarantee that interference will not occur in a particular installation. If this equipment does cause harmful interference to radio or television reception, which can be determined by turning the equipment off and on, the user is encouraged to try to correct the interference by one or more of the following measures:

- a) Reorient or relocate the receiving antenna.
- b) Increase the separation between the equipment and receiver.
- c) Connect the equipment to an outlet on a circuit different from that to which the receiver is connected.
- d) Consult the dealer or an experienced radio/TV technician.

## **CAN ICES-3 (B) / NMB-3 (B)**

This Class B digital apparatus complies with Canadian ICES-003.

If shielded cables were used for testing include:

<<< In order to maintain compliance with FCC regulations, shielded cables must be used with this equipment. Operation with non-approved equipment or unshielded cables is likely to result in interference to radio and TV reception. >>>>

© Copyright 2020. All rights reserved.

#### **FCC Warning (Modification statement)**

Modifications not expressly approved by the manufacturer could void the user's authority to operate the equipment under FCC Rules.

Powerfleet has not approved any changes or modifications to this device by the user. Any changes or modifications could void the user's authority to operate the equipment.

#### **ISED Warning (Modification statement)**

#### **Appendix C2 – RF Exposure Warnings**

##### **1. Portable Device RF Exposure Statement (If Applicable):**

a. Portable: (§2.1093) — A portable device is defined as a transmitting device designed to be used so that the radiating structure(s) of the device is / are within 20 centimeters of the body of the user.

b. Statement in UM:

RF Exposure – This device has been tested for compliance with FCC RF exposure limits in a portable configuration. At least (Insert Required Separation Distance from RF Exposure Evaluation) cm of separation distance between the Raptor device and the user's body must be maintained at all times. This device must not be used with any other antenna or transmitter that has not been approved to operate in conjunction with this device.

OR

RF Exposure – This device has been tested for compliance with FCC RF exposure limits in a portable configuration. This device must not be used with any other antenna or transmitter that has not been approved to operate in conjunction with this device.

#### **Appendix C3 – FCC/ ISED Regulatory notices**

##### **Interference statement (if it is not placed in the device)**

This device complies with Part 15 of the FCC Rules and Industry Canada licence-exempt RSS standard(s).

Operation is subject to the following two conditions: (1) this device may not cause interference, and (2) this device must accept any interference, including interference that may cause undesired operation of the device.

##### **Wireless notice**

This device complies with FCC/ISED radiation exposure limits set forth for an uncontrolled environment and meets the FCC radio frequency (RF) Exposure Guidelines and RSS-102 of the ISED radio frequency (RF) Exposure rules. This transmitter must not be co-located or operating in conjunction with any other antenna or transmitter.

##### **RF SPECS:**

Operation Frequency: 2402MHz~2480MHz Maximum E.I.R.P

5.23dBm

Here by, we Powerfleet Inc. declares that this device is in compliance with the essential requirements and other relevant provisions of Directive 2014/53/EU.

This product can be used across EU member states.

Manufacturer: Powerfleet Inc.

Address of Manufacturer: 123 Tice Boulevard, Suite 101, Woodcliff Lake, NJ 07677, United States

## **Introduction**

The purpose of this document is to provide high-level information required by service providers and enterprises wishing to utilize the Asset Monitor device as part of a wireless sensor network (WSN) solution. The solution offers a rugged and long-life battery for

real-time visibility, security and awareness of cargo and asset location, in addition to the monitoring of condition, problems and delays throughout the supply chain.

## 1.1 Document Scope

This document describes the high-level system features and capabilities of the Asset Monitor device.

This document does not deal with the protocols and interfaces between the Asset Monitor and the backend, nor with the algorithms and logic engine implemented in order to deliver a complete remote monitoring and tracking system. These protocols, APIs, and algorithms are described in separate documentation, as listed in the following sections.

## 1.2 Definitions, Acronyms and Abbreviations

Name	Description
WSN	Wireless Sensor Network
Hub (CelloTrack Nano 20 – from FW version 34n)	Asset & Cargo Management IoT solution using internal sensors and also functioning as a hub for a Wireless Sensor Network (WSN)
Asset Tracking Monitor\LV-760	Cellocator's long-life, low maintenance sensor, industrial device
BLE	Bluetooth Low Energy (BT Smart)

PCB	Printed Circuit Board
OTA	Over The Air
FOTA	Firmware Update Over The Air

Table 1: Definitions, Acronyms and Abbreviations

## 1.3 References and Bibliography

No.	Document Name
1	Asset Monitor Release Notes
2	Asset Monitor Installation Guide

Table 2: References and Bibliography

## 1.4 List of Changes

Version	Change	Remarks	Date Approved
1.2	1st version		May 30, 2022

Table 3: List of Changes

## Asset Monitor at a Glance

### 2.1 General

With the ever-increasing growth in global supply chains, maintaining an accurate picture of what is happening across your business at any given time is practically impossible. Asset Monitor, as part of a sensor network, can greatly enhance your supply chain management and costs, especially within high impact environments.

Based on IoT technology that incorporates a WSN, Asset Monitor with its BLE communication is an innovative, rugged, and smart monitoring system that requires low maintenance while ensuring a wide range of businesses in an ever-increasing array of industries can monitor their global cargos and assets.

Using renowned Cellocator firmware and technology, the Asset Monitor utilizes additional BLE cutting edge technology and extensive sensing capabilities to provide a solution that not only tracks assets but also monitors the environment and conditions in which the asset is currently located or handled, via temperature, accelerometer, and magnetic (doors closing/opening) internal sensors.

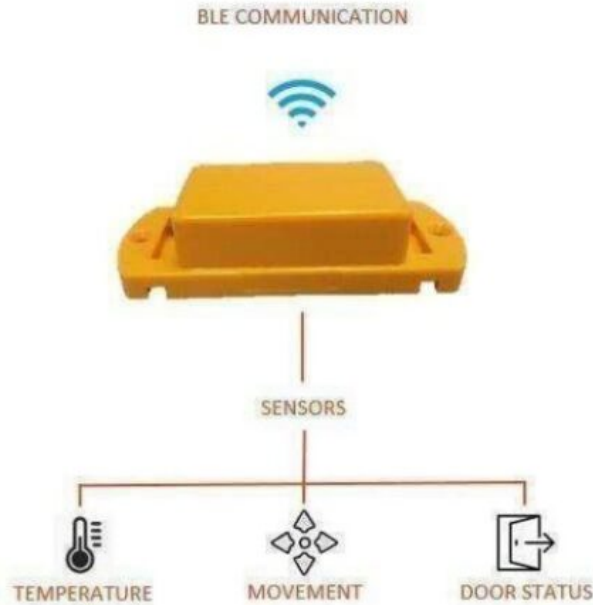


Figure 1: Asset Monitor Sensors

The Asset Monitor device provides a robust Multi-Sensor for Real-Time Monitoring & Event Triggering in various IoT applications:

- Enables real-time awareness of a variety of objects using the Asset Monitor as a short range of Wireless Sensor Network (WSN).
- Providing on-the-fly alert notifications enabling you to take proactive actions whenever required.
- Many different environment sensing capabilities.
- Easy integration with hub.
- High ROI (competitive pricing).
- BLE based – the common protocol used in the IoT industry.
- Robust and rugged design for high impact environments and IP69K compliance.
- Long-life, seven years of battery operation (defined scenario).

## 2.2 Main Features and Benefits

This section lists the main features of the Asset Monitor system and the benefits they provide. For a full list of the available features and further explanations on each feature, refer to the Feature List section.

- A range of internal embedded sensors that can sense temperature, movement, and door status. These sensors play a big role in reducing risk and exposure to losses, in turn bringing peace of mind to customers.
- Can be used as a Wireless Sensor Network via BLE communication to the hub (CelloTrack Nano 20).
- Keep alive messages ensure parts can be tracked within large warehouses.
- Install and forget, no maintenance, no battery replacement.
- Long-life batteries (about seven-year lifespan) do not need replacing or recharging.
- Inherent Data Logger with the ability to store around 3,000 logged data samples and events.
- Rugged plastic enclosure, protecting against sunlight and chemicals.
- Easy to install within harsh environments via two metal tie-wraps or two supplied screws.
- IP69K Certified (protected against close-range high pressure, high temperature spray downs).

- Designed to meet ISO 16750 standard (environmental conditions).
- Compliance with GDP – Good Distribution Practice (Europe, US).

## 2.3 Intended Markets

The Asset Monitor is intended for a wide-range of vertical markets within the MRM industry, many of which can greatly benefit from Cellocator's long-standing expertise in logistics and tracking.

The example vertical markets in the following sections are just a sample of the capabilities of the Asset Monitor.

### 2.3.1 Cold Chain Compliance

With Asset Monitor devices installed inside a temperature-controlled container / trailer (together with a hub), or attached to a pallet, box or other type of package loaded with pharmaceutical or perishables, stakeholders in the cold chain process can easily and reliably monitor in real-time the microclimate of the pallet / box, rather than the container environment only.

This helps to ensure adequate shelf-life time, guarantee compliance with shipment regulations, and even enables a real-time response in exceptional cases.



Figure 2: Cold Chain Solution

### 2.3.2 Real-Time Tracing & Inventory Management

The Asset Monitor can also provide a real-time tracking and field logistics solution for both warehouse management and the tracking of inventory.

For warehouse management, the once a day (keep alive) alert enables the warehouse to remain aware of each and every part, especially in large warehouses, while the tracking of inventory can be particularly useful for monitoring the moving of parts from a logistics center/warehouse to a customer site.



Figure 3: Real-Time Tracing & Inventory Management

### 2.3.3 Cargo Monitoring Logistics / Scheduling / Proof of Delivery

High-value cargo being sent from distribution centers or manufacturer sites must reach their destination according to shipment order specifications.

With Asset Monitor devices that communicate with a hub (i.e., the CelloTrack Nano 20 hub), stakeholders can ensure each cargo item, asset or pallet reaches its planned destination on time and according to a predefined route.



Figure 4: Cargo Monitoring Logistics Solution

#### 2.4 BLE (Asset Monitor) vs. Active/Passive RFID

The following table presents a matrix of parameters comparing the BLE communication adopted by the Asset Monitor and commonly used in IoT devices, versus old RFID technology in use in various existing logistic and warehouse solutions.

Feature / Technology	BLE	Passive RFID	Active RFID
Power source	Internal (<15mA)	Energy transferred using R F from reader	Internal to tag
Battery	Yes	No	Yes
Required signal strength to unit	Medium	Very low	Very high

Range	Up to 100m	Up to 3-5 meters	Up to 100m
-------	------------	------------------	------------

Feature / Technology	BLE	Passive RFID	Active RFID
Cost	Expensive (~10\$)	Cheap (<1\$)	Expensive (~10\$)
Support internal sensors	Yes	No	Yes
Security	Strong	Weak	Strong
Smartphone/Tablet communications	Yes	No	No
Applications	App, logistic, inventory, asset tracking (WSN)	Inventory, logistic, security (restricted area), user identification, vending machine	Tracking person/asset
Frequency	2.4G	Various: LF, HF, UHF, SHF	
Bit rate	~200 kbit/s		

Table 4: BLE (Asset Monitor) vs. Active/Passive RFID

## Asset Monitor Features and Capabilities

### 3.1 Feature List and capabilities of Asset Monitor

Feature	Asset Monitor
Orientation and Absolute Orientation	√
Impact	√ (or free-fall)
Free-fall	√ (or impact)
Temperature Sensor	√
Door Open/Close	√
Light Sensor	–
Humidity Sensor	
Short Range Low Energy Wireless Communication	
Long life battery	~7 years
Maintenance (battery replacement)	–
Power on/off button	Always on
IP	IP69K

Table 5: Applicability Table

#### 3.1.1 Internal Sensors

The internal sensors are the main elements of the Asset Monitor, and provide the monitoring abilities that ensure your assets stay secure. The following sections describe each of the sensors and their capabilities.

##### 3.1.1.1 Accelerometer

The legacy CelloTrack accelerometer is used to detect movement, vibrations or impact of assets and enables different transmission rates for a moving asset and a standing asset. It is based on the interrupt mechanism (of the accelerometer chip) for acceleration incidents that pass a certain (configurable) threshold. When the acceleration reading crosses the configured threshold for longer than the configured time, an Impact event is generated.

##### Orientation Change and Absolute Orientation

When the Earth-gravity vector of the Asset Monitor exceeds the configured threshold (degrees measured), an Orientation event can also be generated and logged. This feature can be used to detect rollover situations, where the tracked asset is rolled on one of its sides or is placed upside down. The Absolute Orientation (x,y,z vectors) is reported via all transmissions of data regarding the asset(s) orientation.

##### Movement/Freefall/Impact

The legacy accelerometer user can configure it to work with one of three modes, impact, freefall and ordinary movement events. Impact events detect harsh and dangerous incidents such as a crash, and are easily distinguished from freefall, load/unloading movements and breaching attempts.

##### 3.1.1.2 Temperature Sensor

The readings collected by the sensor ensure data logging capabilities that are smart and adaptive in that they help reserve battery life and save energy. Getting real time temperature measurements dramatically improves the control of the shipment and gives the ability to react accordingly.

In order to be compatible with GDP (Good Distribution Practice), the internal temperature sensor guarantees an



accuracy of  $\pm 1^{\circ}\text{C}$  and a minimum resolution of  $0.1^{\circ}\text{C}$ .

#### **3.1.1.3 Door Open/Close**

The Door Open / Close sensor enables the placement of Asset Monitor devices on doors/windows together with a magnet device on door/window frames, so that if the door or window is opened/closed, events will be generated.

3.1.1.4 Proximity Alert WSN-enabled to identify a “missing object” from the entire solution of the logistic supply chain.

For example, if a pallet embedded with a Asset Monitor device is being removed, is not in the right place, or appears to have been stolen, the Nano hub (or any other hub) can send an alert reporting the missing package/box.

For this feature, the RSSI signal strength can be configured according to your specific needs.

#### **3.1.2 BLE Wireless Communication with CelloTrack Nano 20**

The method of communication between the Asset Monitor devices and CelloTrack Nano 20 is BLE (Bluetooth Low Energy) 2.4 GHz short range low energy wireless communication. This method of communication is intended to provide considerably reduced power consumption, footprint and cost, with these three parameters the most important values within the IoT world.

Using BLE, the Nano 20 can communicate with up to 16 Asset Monitor devices in a Master and Slave type setup. However, in order to function correctly as a WSN, the Nano unit and Asset Monitor devices must be paired.

Using Nano 20 and paired Asset Monitor devices as a local WSN enables you to leverage an environment, within which you can sense where different measurements are expected such as inside cooled cargo boxes, or in a long trailer where the environmental conditions inside the trailer may be different for objects closer to the door.

Another form of communication between the CelloTrack Nano 20 hub and Asset Monitor devices is via transparent (guest) mode. In this mode, no pairing process is required and thus the CelloTrack Nano 20 does not manage or save Asset Monitor device data or thresholds. As a result, in transparent mode the CelloTrack Nano 20 can be used as a gateway to unlimited Asset Monitor devices. In situations where only Asset Monitor MAC addresses are required, Tag mode (similar to iBeacon mode) can be activated.

#### **3.1.3 Data Logger**

The Asset Monitor can store around 3,000 logged data samples and events with enable/disable capability.

A combination of data logger with the “Tx-on-Violation-only” mode will store samples and events in the logger, while transmitting events and violations in real-time.

#### **3.1.4 Long Life Battery**

The long-life AA ER14505 Li-SOCI 2600mAh non-rechargeable battery should last for seven years in typical scenarios. The Asset Monitor is a disposable device with no maintenance required.

##### **3.1.4.1 Battery Lifetime**

The Asset Monitor battery is designed to last ~7 years under the following settings and conditions:

- +8dbM Tx power
- Magnetic sensor is active
- Temperature sensor is active
- Sampling rate: St Stationary – once every 360 minutes; At movement – once every 0.5 minute
- Transmission rate: St Stationary – once every 360 minutes; At movement – once every 0.5 minute
- Room temperature ( $25^{\circ}\text{C}$ )

Note that where temperature is not mentioned, battery performance is valid at  $+20^{\circ}\text{C}$ .

#### **3.1.5 Support for iOS background scanning**

The “Services” field and the added half of the MAC address to the “Complete local name” string ensures full functionality in an iOS environment, also when the app is running in the background.

#### **3.1.6 Configurable parameters**

The following transmission and connection parameters can be configured:

- Asset Monitor Tx power (+8 to -18 dBm)
- Tx duration (20-5100 ms)
- Timers multiplier: multiplier of 60 (seconds minutes) allows Relaxed / Violation / Proximity timers to go beyond the 24h limit (up to 60 days)

- Connection timeout: maximum allowed time a Asset Monitor connection session can last (12147 seconds)

### 3.2 Mounting

The Asset Monitor devices can be attached to a tracked object via two methods: using two screws, or with plastic/metal ties that can be weaved through the two holes on the side of the device.

### 3.3 Asset Monitor Hardware Components

The Asset Monitor hardware components are listed in the table below:




Name/Part Number	Description	Picture
<b>Asset Monitor device PN: 715-50100</b>	The Asset Monitor device.	
<b>Asset Monitor Accessories PN: 712-00020</b>	Includes Two metal tie wraps, One sided adhesive, Two screws	
<b>Asset Monitor – Magnet device PN: 71200010</b>	Installed in locations to work opposite the Asset Monitor (such as on a door).	

Table 6: HW Components

## Asset Monitor Devices

This section describes the Asset Monitor devices and their technical attributes. Note that the Asset Monitor device is sealed to conform to standard IP69K (protection against close-range high pressure, high temperature spray downs).

### 4.1 Communication with the CelloTrack Nano 20 Hub

Communication between the Asset Monitor device and Nano 20 is via short range low energy wireless communication. The actual rate of communication between the two can be configured. There is also a special communication feature called Asset Monitor Provisioning: if five keep alive messages are not received (according to a configurable parameter) by the device, an event is created and the relevant device is considered “lost”. If the device is subsequently communicative, a communication-restore event is sent.

### 4.2 Pairing Asset Monitor Devices with the Nano 20 Hub

In order to create the WSN, the CelloTrack Nano 20 and each Asset Monitor device must be paired.

The Nano 20 can pair with up to 16 devices, though it is also possible to report on “Guest” or “Tag” Asset Monitor devices, which are not actually paired with the Nano 20 hub (but part of a VLR (Visitor Location Register) database, meaning the Nano 20 can transparently transfer the Asset Monitor device data to the backend but the Nano 20 does not manage Asset Monitor devices, i.e. logs/thresholds).

The Nano 20 can work in parallel with paired Asset Monitor devices and “Guest” or “Tag” Asset Monitor devices. “Guest” or “Tag” Asset Monitor devices can be especially useful when many mobile cargo loads / assets need to be monitored.

The difference between “Guest” and “Tag” modes is that the CelloTrack Nano only reports on the existence

(advertisements) of unpaired Asset Monitor units in Tag mode, while in Guest mode the sensor data is sent to the backend.

Pairing is performed via the Cellocator Programmer tool (shown in the following image) by entering the Asset Monitor MAC address.

For further information, download the CelloTrack Nano Installation Guide from the Cellocator Knowledge Base.

## Technical Specifications

Communication	
Short Range RF	BLE 4.1 – 2.4GHz wireless communication
Power Output	8mW
Interfaces	
Accelerometer 3D,	$\pm 2g/\pm 8g$ range, 12 Bit representation, 1mg / 4mg resolution <ul style="list-style-type: none"><li>• Vibration sensing with programmable threshold</li><li>• Free-fall sensing with programmable threshold</li><li>• Impact sensing with threshold up to 8g</li></ul>
Power	
Current Consumption	<b>Transmission pulse:</b> 23mA <b>Active connection with hub (Avg):</b> <250uA <b>All sensors active and logging:</b> <60uA <b>Hibernation:</b> <10uA
Internal Battery	ER14505 primary battery, 3.6V Lithium-Thionyl Chloride, AA size, 2500mAh
Sensors	

Temperature	<b>Typical accuracy:</b> 0°C to 85°C: ±0.2°C -25°C to 0°C: ±0.2 °C -30°C to -25°C: ±0.2 °C <b>Resolution:</b> 0.1°C
Open/Close door	10-20mm range from the defined permanent magnet
Free fall / Impact / Motion	Free fall detection with programmable threshold Impact with threshold up to 8g Motion detection with programmable threshold
<b>Environment</b>	
Temp, operation	-40°C to +65°C
Temp, storage	-40°C to +65°C
Ingress Protection	IP69K
Vibration, Impact	Shock resistance according to EN 60068-2-27, Vibration according to EN 12830



Mounting	Nylon/metal tie-wraps, 2 screws and/or double-sided adhesive.
<b>Certifications</b>	
CE	CE (EMC, Safety, R&TTE)
FCC	FCC part 15 subpart B&C
IC	ICES-3 (B)/NMB-3(B)c

IEC 60529 – IP69K	Unit passes all relevant IEC 60529 – IP69K regulation tests
Environmental	Unit passes all relevant environmental regulation tests
<b>Dimensions &amp; Weight</b>	
Dimensions	111 x 46.3 x 28.6 mm
Weight	90 gr

Table 7: Asset Monitor Specifications

**POWERFLEET®**  
**Proprietary and Confidential**  
Version 1.3  
Revised and Updated: April 04, 2024  
Copyright © 2022 by PowerFleet Inc

Documents / Resources

  Product Overview Asset Monitor 	<a href="#">POWER FLEET MSV2 Asset Monitor</a> [pdf] Instruction Manual MSV2, MSV2 Asset Monitor, Asset Monitor, Monitor
--	---

References

- [User Manual](#)

[Manuals+](#), [Privacy Policy](#)

This website is an independent publication and is neither affiliated with nor endorsed by any of the trademark owners. The "Bluetooth®" word mark and logos are registered trademarks owned by Bluetooth SIG, Inc. The "Wi-Fi®" word mark and logos are registered trademarks owned by the Wi-Fi Alliance. Any use of these marks on this website does not imply any affiliation with or endorsement.