



Power Dynamics MS Series Marine Speaker Set Instruction Manual

[Home](#) » [Power Dynamics](#) » Power Dynamics MS Series Marine Speaker Set Instruction Manual 



MS Series Marine Speaker Set
Ref. nr.: 125.018, 125.020, 125.023, 125.026




**INSTRUCTION MANUAL GEBRUIKSAANWIJZING BEDIENUNGSANLEITUNG MANUAL DE
INSTRUCCIONES MANUEL D'INSTRUCTIONS INSTRUKCJA OBSŁUGI**


Congratulations on the purchase of this Power Dynamics product. Please read this manual thoroughly prior to

using the unit in order to benefit fully from all features.

Read the manual prior to using the unit. Follow the instructions in order not to invalidate the warranty. Take all precautions to avoid fire and/or electrical shock. Repairs must only be carried out by a qualified technician in order to avoid electrical shock. Keep the manual for future reference.

- The unit contains voltage carrying parts. Therefore do NOT open the housing.
- Do not place metal objects or pour liquids into the unit This may cause electrical shock and malfunction.
- Do not place the unit near heat sources such as radiators, etc. Do not place the unit on a vibrating surface. Do not cover the ventilation holes.
- If the plug and/or the mains lead are damaged, they need to be replaced by a qualified technician.
- If the unit is damaged to such an extent that internal parts are visible, do NOT plug the unit into a mains outlet and DO NOT switch the unit on. Contact your dealer.
- To avoid fire and shock hazards, do not expose the unit to rain and moisture.
- All repairs should be carried out by a qualified technician only.
- Do not repeatedly switch the fixture on and off. This shortens the lifetime.
- Keep the unit out of the reach of children. Do not leave the unit unattended.
- Do not use cleaning sprays to clean switches. The residues of these sprays cause deposits of dust and grease. In case of malfunction, always seek advice from a specialist.
- Do not force the controls.
- This unit is with a speaker inside which can cause a magnetic field. Keep this unit at least 60cm away from the computer or TV.
- If the unit has fallen, always have it checked by a qualified technician before you switch the unit on again.
- Do not use chemicals to clean the unit. They damage the varnish. Only clean the unit with a dry cloth.
- Keep away from electronic equipment that may cause interference.
- Only use original spares for repairs, otherwise serious damage and/or dangerous radiation may occur.
- Switch the unit off prior to unplugging it from the mains and/or other equipment. Unplug all leads and cables prior to moving the unit.
- Keep the original packing material so that you can transport the unit in safe conditions.

 This mark attracts the attention of the user to high voltages that are present inside the housing and that are of sufficient magnitude to cause a shock hazard.

 This mark attracts the attention of the user to important instructions that are contained in the manual and that he should read and adhere to.

The unit has been certified CE. It is prohibited to make any changes to the unit. They would invalidate the CE certificate and their guarantee!

NOTE: To make sure that the unit will function normally, it must be used in rooms with a temperature between 5°C/41°F and 35°C/95°F.



■ Electric products must not be put into household waste. Please bring them to a recycling center. Ask your local authorities or your dealer about the way to proceed. The specifications are typical. The actual values can slightly change from one unit to the other. Specifications can be changed without prior notice.

Do not attempt to make any repairs yourself. This would invalidate your warranty. Do not make any changes to the unit. This would also invalidate your warranty. The warranty is not applicable in case of accidents or damages caused by inappropriate use or disrespect of the warnings contained in this manual. Power Dynamics cannot be held responsible for personal injuries caused by the disrespect of the safety recommendations and warnings. This is also applicable to all damages in whatever form.

Contents

1 UNPACKING

INSTRUCTION

2 INSTALLATION

3 Documents / Resources

3.1 References

4 Related Posts

UNPACKING INSTRUCTION

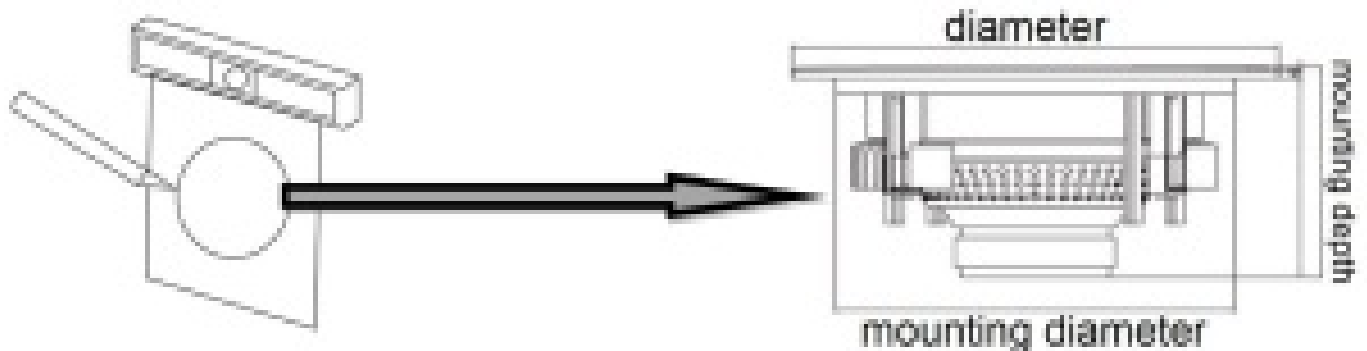
CAUTION! Immediately upon receiving the product, carefully unpack the carton, check the contents to ensure that all parts are present, and have been received in good condition. Notify the shipper immediately and retain the packing material for inspection if any parts appear damaged from shipping or the package itself shows signs of mishandling. Save the package and all packing materials. In the event that the product must be returned to the factory, it is important that the product be returned to the original factory box and packed.

If the device has been exposed to drastic temperature fluctuation (e.g. after transportation), do not switch it on immediately. The

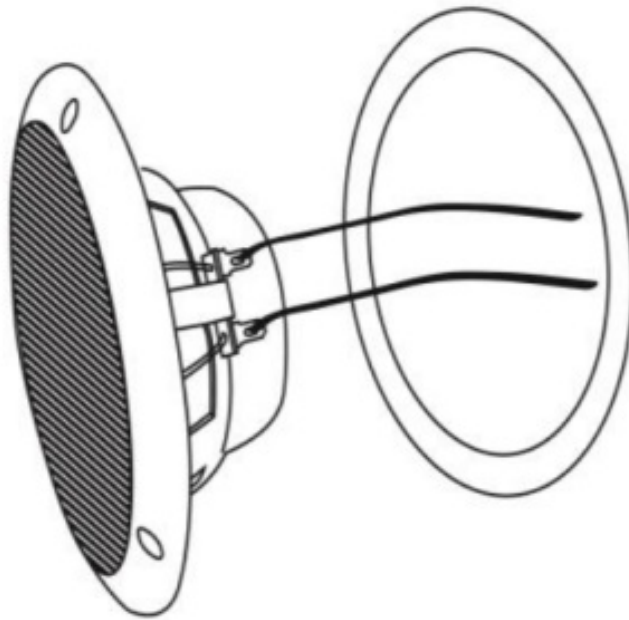
arising condensation water might damage your device. Leave the device switched off until it has reached room temperature.

INSTALLATION

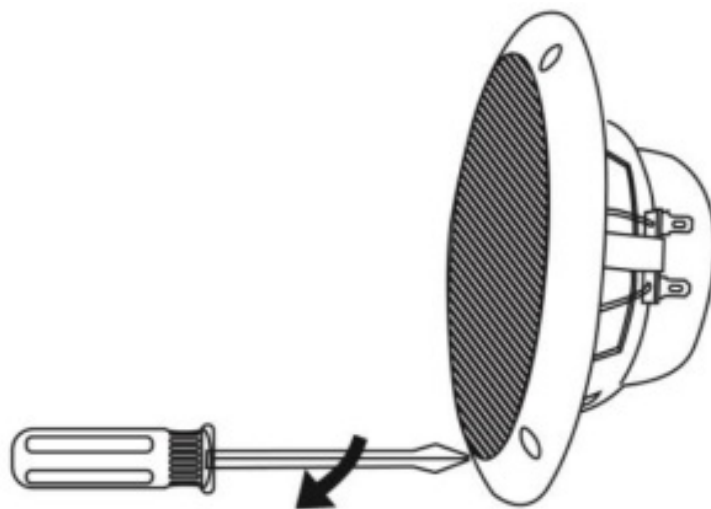
1. Drill a hole big enough to fit the speaker (check the technical specification sheet for size).



2. Connect the speaker wires to the speaker(+/-).



3. Insert the speaker in the hole and screw-down each of the screws.







Specifications and design are subject to change without prior notice.

www.tronios.com

Copyright © 2021 by Tronios The Netherlands

Documents / Resources

<div> MS Series Marine Speaker Set <small>For 12V or 24V DC, 100W, 16Ω, 165mm</small></div> <div> <small>INSTRUCTION MANUAL BEDIENINGSHANDLEIDING MANUAL DE INSTRUCCIONES MANUAL D'INSTRUCTIONS INSTRUCCJA OBSŁUGI</small></div> <div>913</div>	<p>Power Dynamics MS Series Marine Speaker Set [pdf] Instruction Manual</p> <p>Power Dynamics, MS Series, Marine Speaker Set</p>
<div> MS Series Marine Speaker Set <small>For 12V or 24V DC, 100W, 16Ω, 165mm</small></div> <div> <small>INSTRUCTION MANUAL BEDIENINGSHANDLEIDING MANUAL DE INSTRUCCIONES MANUAL D'INSTRUCTIONS INSTRUCCJA OBSŁUGI</small></div> <div>913</div>	<p>Power Dynamics MS Series Marine Speaker Set [pdf] Instruction Manual</p> <p>MS Series Marine Speaker Set, MS Series Speaker Set, Speaker Set, Marine Speaker Set, Marine Set, 125.018, 125.020, 125.023, 125.026</p>

References

-  [Stibat](#)
-  [Stibat](#)
-  [Sound & Light distributor - Tronios.com](#)
-  [Inleveren is terugkrijgen - Wecycle](#)
-  [Inleveren is terugkrijgen - Wecycle](#)