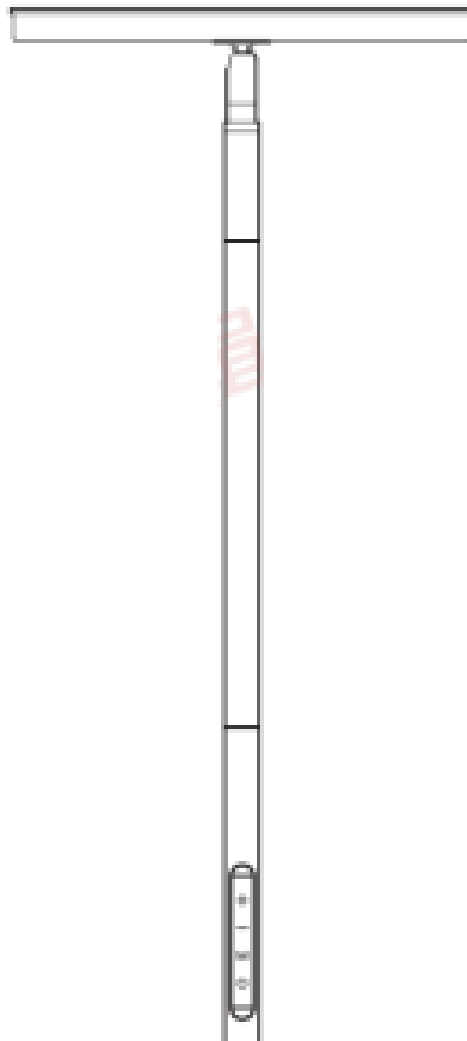




POVISON MF18228 LED Floor User Manual

[Home](#) » [POVISON](#) » POVISON MF18228 LED Floor User Manual 



MODEL NO.: MF18228

Contents

- [1 MF18228](#)
- [2 Installation:](#)
- [3 Specification](#)
- [4 Product Care](#)
- [5 Diagram](#)
- [6 Function Description](#)
- [7 FCC STATEMENT](#)
- [8 Documents / Resources](#)
- [9 Related Posts](#)

MF18228

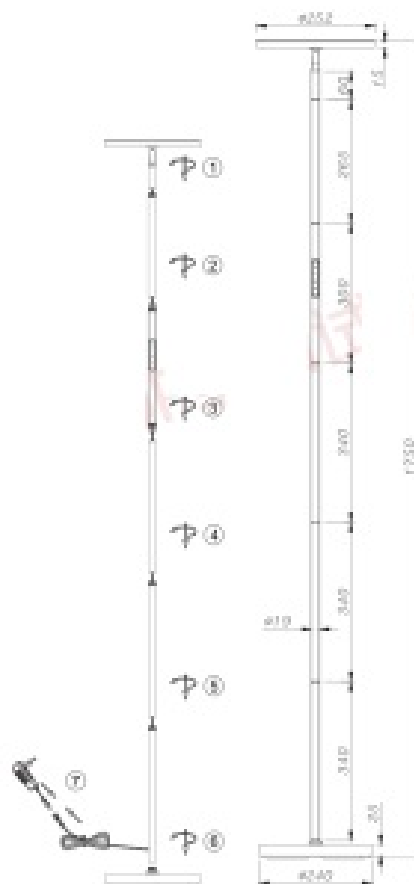
Packing List:

Floor lamp + Adapter + Remote Control

Product structure and size:

Installation:

It's very easy to install, as shown below:



Step 1: Connect the iron pipe with the light base by spinning clockwise.

Step 2: Then connect the iron pipe with the other iron pipes by spinning clockwise.

Step 3: At last, connect their pipe with the LED round light by spinning clockwise. The installation is finished, then plug in the adapter, you can touch the control or remote control the light.

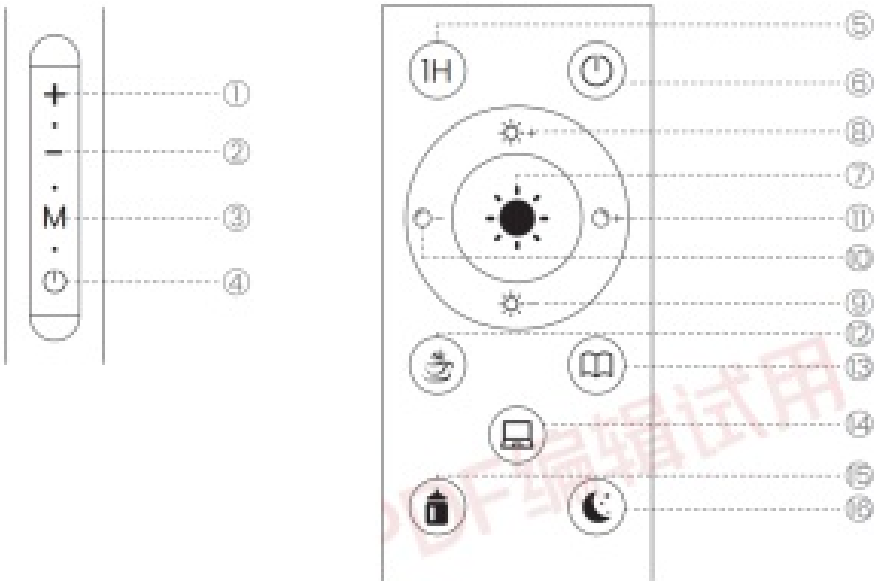
Specification

Input Voltage	100-240V50/60HZ
Adapter Voltage	24V
Material	Iron + PC
Light Source	126pcs LED
Power Consumption	30W
Luminous Flux	2700 lumens
Color Temperature	3000K~6000K
Battery For Remote Control	2*AAA Batteries
Remote Distance	Up to 33ft

Product Care

1. Please do not bend violently the lamp head to avoid damage when adjusting the angle of the lamp.
2. Please read the user manual before use.
3. Suggest Indoor use. It is nonwaterproof. Do not use this product in humid environments or at high temperatures.
4. Cut off the power when cleaning it or not using it.
5. Do not use it to exceed the voltage, the proper voltage for the US is AC110-120V, 60Hz.
6. Please use the included power adapter, do not use other brands' adapters. Do not plug or unplug the power cord with wet hands.
7. Please stop using it if there are any defective issues found in the product.

Diagram




interference that may cause undesired operation.

Note: This equipment has been tested and found to comply with the limits for a Class B digital device, pursuant to part 15 of the FCC Rules. These limits are designed to provide reasonable protection against harmful interference in a residential installation. This equipment generates uses and can radiate radio frequency energy and, if not installed and used in accordance with the instructions, may cause harmful interference to radio communications. However, there is no guarantee that interference will not occur in a particular installation. If this equipment does cause harmful interference to radio or television reception, which can be determined by turning the equipment off and on, the user is encouraged to try to correct the interference by one or more of the following measures:

- Reorient or relocate the receiving antenna.
- Increase the separation between the equipment and receiver.
- Connect the equipment into an outlet on a circuit different from that to which the receiver is connected.
- Consult the dealer or an experienced radio/TV technician for help.

Brand:Poison

Documents / Resources

	<p>POVISION MF18228 LED Floor [pdf] User Manual MF18228, LED Floor</p>
------------------------------------------------------------------------------------	--------------------------------------------------------------------------------------------