



POTTER SSX-81-SSX-81S Armored Siren-Siren Strobe Owner's Manual

[Home](#) » [POTTER](#) » POTTER SSX-81-SSX-81S Armored Siren-Siren Strobe Owner's Manual 

POTTER SSX-81-SSX-81S Armored Siren-Siren
Strobe Owner's Manual



SSX-81/SSX-81S
ARMORED SIREN/SIREN STROBE




- Indoor/outdoor 25 watt armored siren
- 127dB sound output
- Dual tone: Steady and warble

- Rust-free aluminum die-cast housing
- Polarized 12VDC input with reverse polarity protection
- Dual-action reed tamper switch
- Up-front screw terminals for easier field wiring
- Suitable with use for most control panels
- Mounts directly to the wall or to 4" square back box
- 60,000 candle power strobe
- Available strobe lens colors: amber, blue, clear, red

The SSX-81 is a more powerful version of the SSX-51. The SSX-81 is an indoor/outdoor, self-contained, 25 watt, dual tone armored siren. The full featured siren consists of a dual tone that delivers a steady or warble sound output (steady overrides warble), light weight, rust-proof, aluminum die-cast housing, a 127 dB output siren driver, and a dual action normally open reed plunger switch for normally closed loop. The armored siren does not require additional modules, metal boxes, tamper switches, special tools, or training to install and operate. The SSX-81 series comes completely assembled and ready for installation. The SSX-81S Siren Strobe combination is also available. It is a high quality, high output siren with a 60,000 candle power strobe with available lens colors: amber, blue, clear, and red.

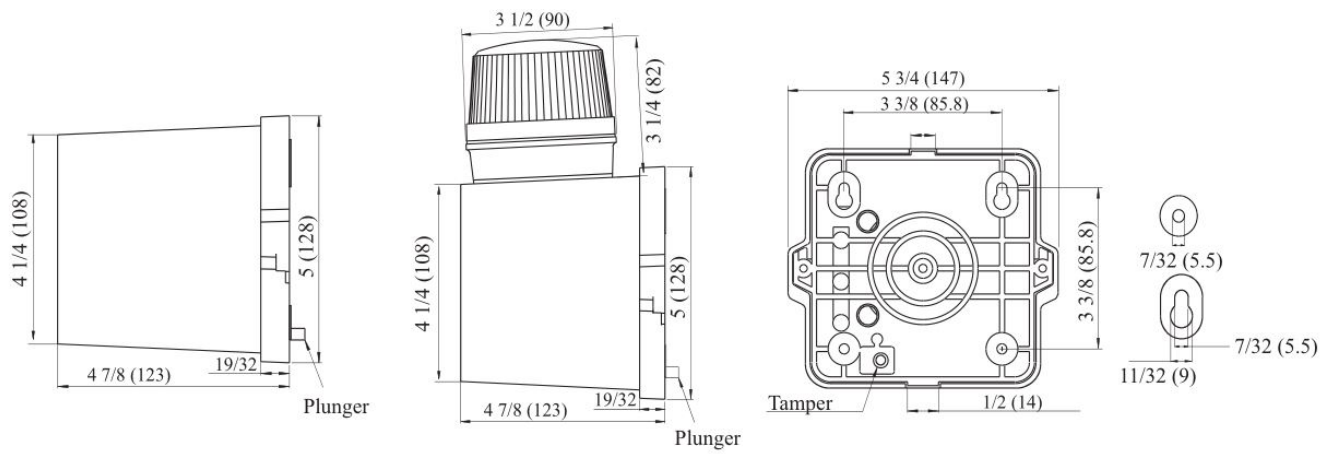
The SSX-81 series is ideally suited for noisy, heavy machinery areas, warehouses, loading docks, print shops, busy production floors, or for indoor/outdoor applications where high quality and high output warning is required.



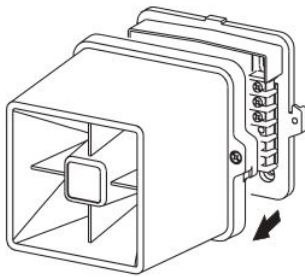
Model Number	Input voltage	Current Draw	Operating Voltage Range	Strobe Specifications			Siren Specifications		Operating Temperature Range
				Lens Color	Strobe Candle Power	Flash Rate	Sound Output	Tamper Contact Capacity	
SSX-81	6 - 12V DC	1.20 Amps	4.8 - 14.4V DC	-	-	-	127dBA	0.3A @ 12V DC	-4°F - 140°F -20°C - 60°C
SSX-81SA	12V DC	1.31 Amps	9.6 - 14.4V DC	Amber	60,000	20 - 100 times/ min.			
SSX-81SB				Blue					
SSX-81SC				Clear					
SSX-81SR				Red					

Potter Electric Signal Co., LLC • St. Louis, MO • Cust Service: 866-240-1870 • Tech Support: 866-956-1211 • Canada 888-882-1833 • www.pottersignal.com

Dimensions: inches (mm)

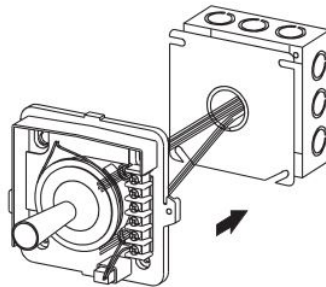


Installation



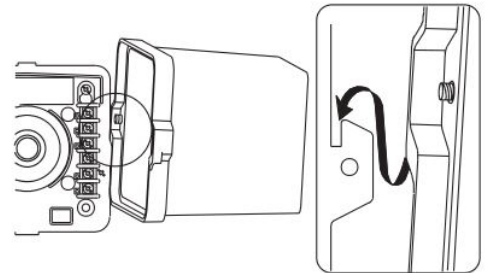
Step 1

Separate the housing from the back plate.



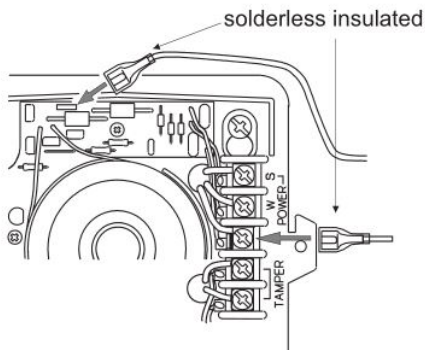
Step 2

Mount the back plate directly to the wall or to a 4" square box.



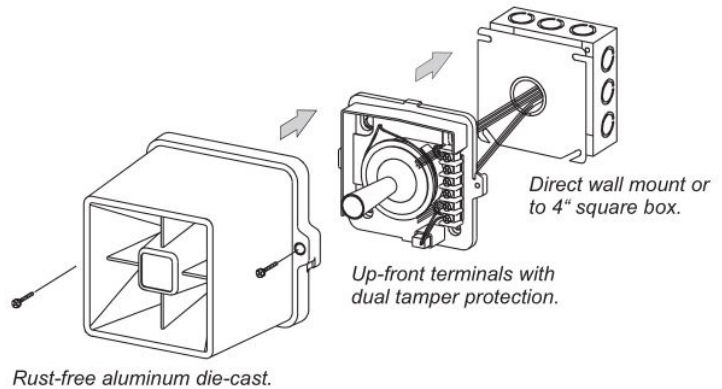
Step 3

Place the housing over the built-in hook to free your hands during wiring.



Step 4

Connect the siren and strobe wires to the terminal strip as indicated above.



PRINTED IN USA


MKT. #8850065 – REV B

firealarmresources.com

Contents

- 1 Documents / Resources
 - 1.1 References
- 2 Related Posts

Documents / Resources

	<p>POTTER SSX-81-SSX-81S Armored Siren-Siren Strobe [pdf] Owner's Manual SSX-81-SSX-81S Armored Siren-Siren Strobe, SSX-81-SSX-81S, Armored Siren-Siren Strobe, Siren-Siren Strobe, Siren Strobe, Strobe</p>
---	--

References

- 🔥 [Fire Alarm Resources | Download fire alarm documents](#)
- 📄 [Potter Electric: Fire Alarms & Fire Sprinkler Systems](#)