



## POTTER P2 SERIES High Security Sensor Owner's Manual

[Home](#) » [POTTER](#) » POTTER P2 SERIES High Security Sensor Owner's Manual 



**LISTED**

**P2 SERIES  
HIGH SECURITY SENSOR**

## Contents

- [1 P2 SERIES High Security Sensor](#)
- [2 Dimensions](#)
- [3 Documents / Resources](#)
  - [3.1 References](#)
- [4 Related Posts](#)

## P2 SERIES High Security Sensor

Stock number: 2020410 P2S-000 single contact  
2020411 P2S-001 single contact w/ 1K embedded resistor  
2020420 P2D-000 dual contact

- Listed to UL 634 Level 2 Standards
- Resistant to external and internal magnetic defeat
- Unique cross hole mounting feature eliminates need for L and Z brackets on most installations
- Retrofit for existing BMS devices
- No adjustment required for installation
- Industry's most secure removal tamper sensor/circuit
- May be used as an intrinsically safe simple apparatus
- Resists permanent contact welding (lightning, power surges, stun guns)
- Single and dual alarm contacts available
- Hermetically sealed switch contacts
- Fully epoxy potted assembly
- Indoor or outdoor use

Experts agree that the most devastating threats to government and corporate security have come from employees who were deemed trusted insiders. Armed with simple magnets, unscrupulous insiders can disable even triple-balanced BMS magnetic contacts while the system is unarmed, and enter undetected at a later time, leaving no evidence of tamper.

The P2 High Security Switch (HSS) combined with Magnasphere technology meets the UL 634 Level 2 High Security Standard. The P2 HSS meets standards for use with SCIF and all other High Security Applications. The P2 HSS is resistant to external and internal magnetic defeat. In addition, the switch resists permanent contact welding due to lightning, power surges, or stun guns.

In addition to the sensors inside that will detect the presence of a stronger defeat magnet placed on any surface of the HSS, the removal tamper circuit will alarm before the HSS can be removed.

The construction of the HSS devices incorporates robust, hermetically sealed Magnasphere switch technology as well as complete epoxy encapsulation of all electrical components and magnetic actuation.

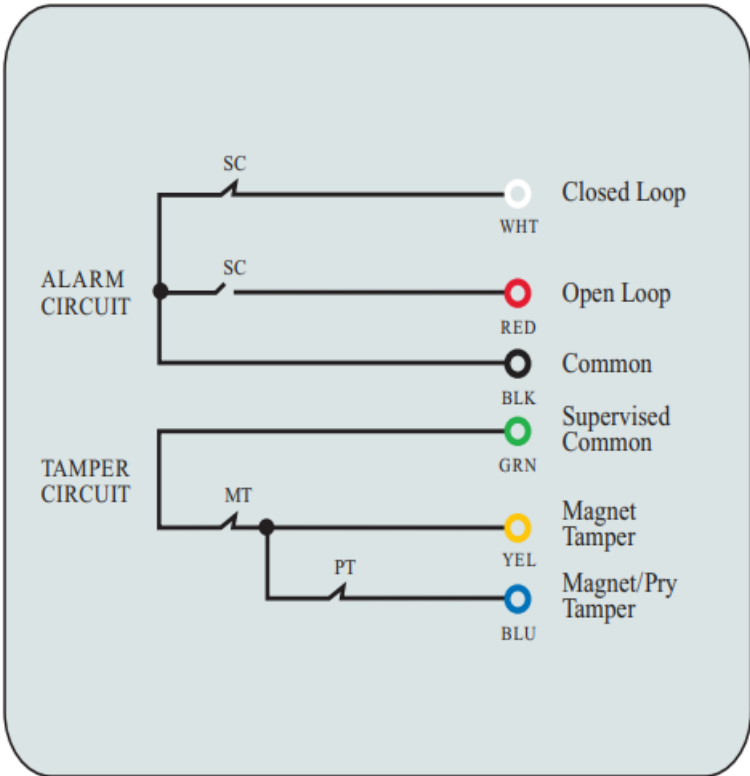
This allows the HSS models to conform to the requirements of UL 913 and be used as an intrinsically safe simple apparatus device in hazardous locations. The P2 HSS devices must be used in conjunction with an intrinsically safe barrier.

Creative design of the P2 HSS switch itself eliminates the need for L or Z brackets.

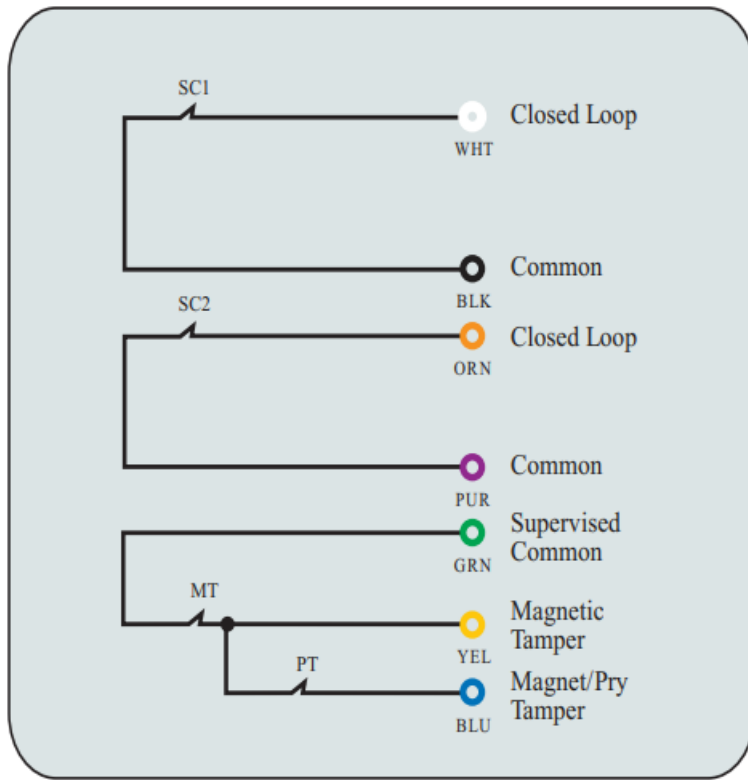
Aluminum Case	Silver grey anodized
Wire Lead Type	Solid color coded lead wires
Single Alarm Contact (P2S)	Closed or open loop
Dual Alarm Contact (P2D)	Closed loop
Removal Tamper Circuit	Closed loop
Max. Current	0.25 A resistive
Max. Voltage	30 VDC
Max. Power	0.250 W
Operating Temperature	-40°F to 176°F (-40°C to 80°C)

**Wiring**

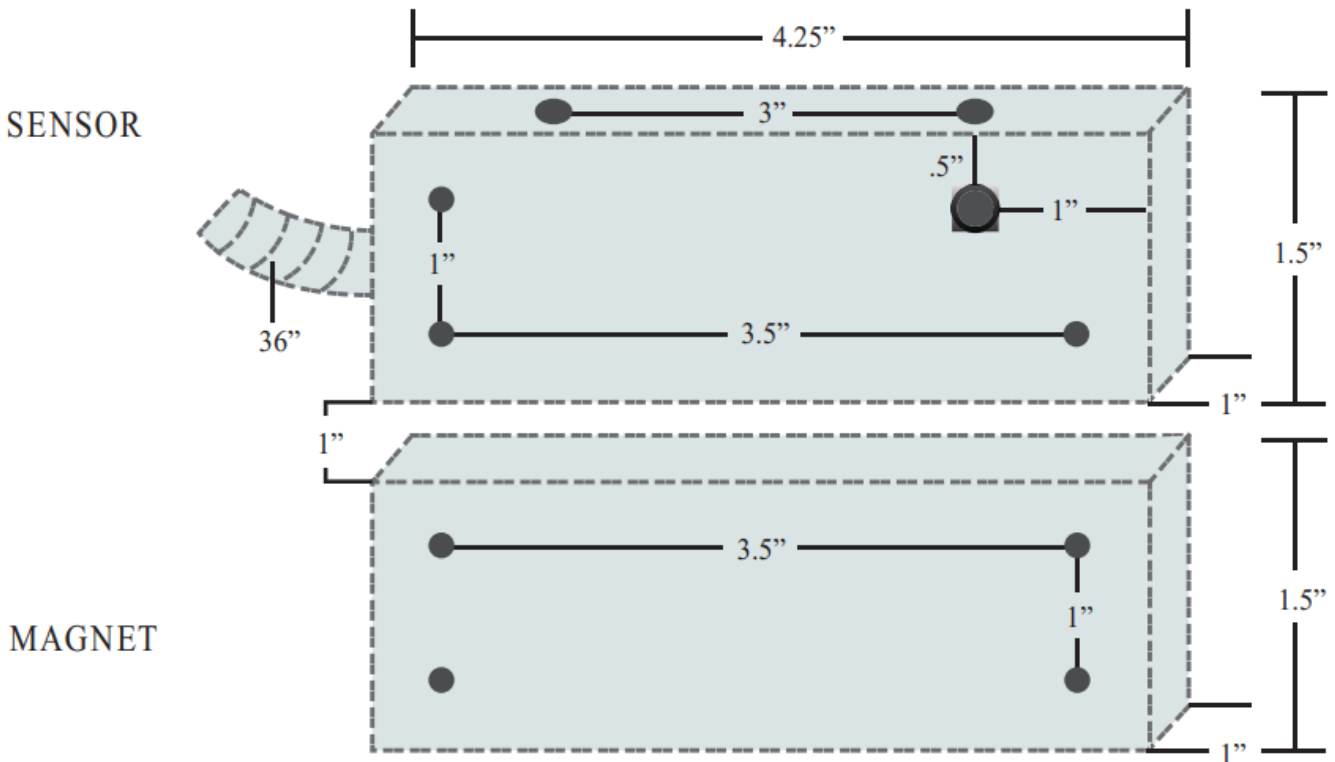
Single alarm contact either closed or open loop, with tamper circuit, closed loop.  
 For built-in EOL resistor configurations and values not shown, contact Potter.



Dual alarm contacts both closed loop, with tamper circuit, closed loop.  
 For built-in EOL resistor configurations and values not shown, contact Potter.




**Dimensions**



**POTTER**  
*The Symbol of Protection*  
 Potter Electric Signal Co., LLC  
 St. Louis, MO  
 Cust Service: 866-240-1870  
 Tech Support: 866-956-1211  
 Canada 888-882-1833

## Documents / Resources

	<p><a href="#">POTTER P2 SERIES High Security Sensor</a> [pdf] Owner's Manual P2 SERIES High Security Sensor, P2 SERIES, High Security Sensor, Security Sensor, Sensor</p>
---	--

## References

- [🔥 Fire Alarm Resources | Download fire alarm documents](#)
- [📌 Potter Electric: Fire Alarms & Fire Sprinkler Systems](#)

[Manuals+](#)