



POTTER HUSD-15B Series Dual Action Hold up Switch Owner's Manual

[Home](#) » [POTTER](#) » POTTER HUSD-15B Series Dual Action Hold up Switch Owner's Manual 

Contents

- [1 POTTER HUSD-15B Series Dual Action Hold up Switch Owner](#)
- [2 FEATURES](#)
- [3 Dimensions](#)
- [4 Wire Installation](#)
- [5 Operating Method](#)
- [6 Specifications](#)
- [7 Documents / Resources](#)
 - [7.1 References](#)
- [8 Related Posts](#)



POTTER HUSD-15B Series Dual Action Hold up Switch Owner



FEATURES

- Dual button activation to eliminate accidental triggering
- SPDT transfer contact for supervised loop
- Terminal strip with three wire terminals
- Tamper protected switch mechanism using UL listed microswitch
- Concealed mounting screw
- Status window indicator
- White plastic case housing
- HUSD-15BL latching button, tool reset (included)
- HUSD-15BM momentary button, auto-reset



HUSD-15BL

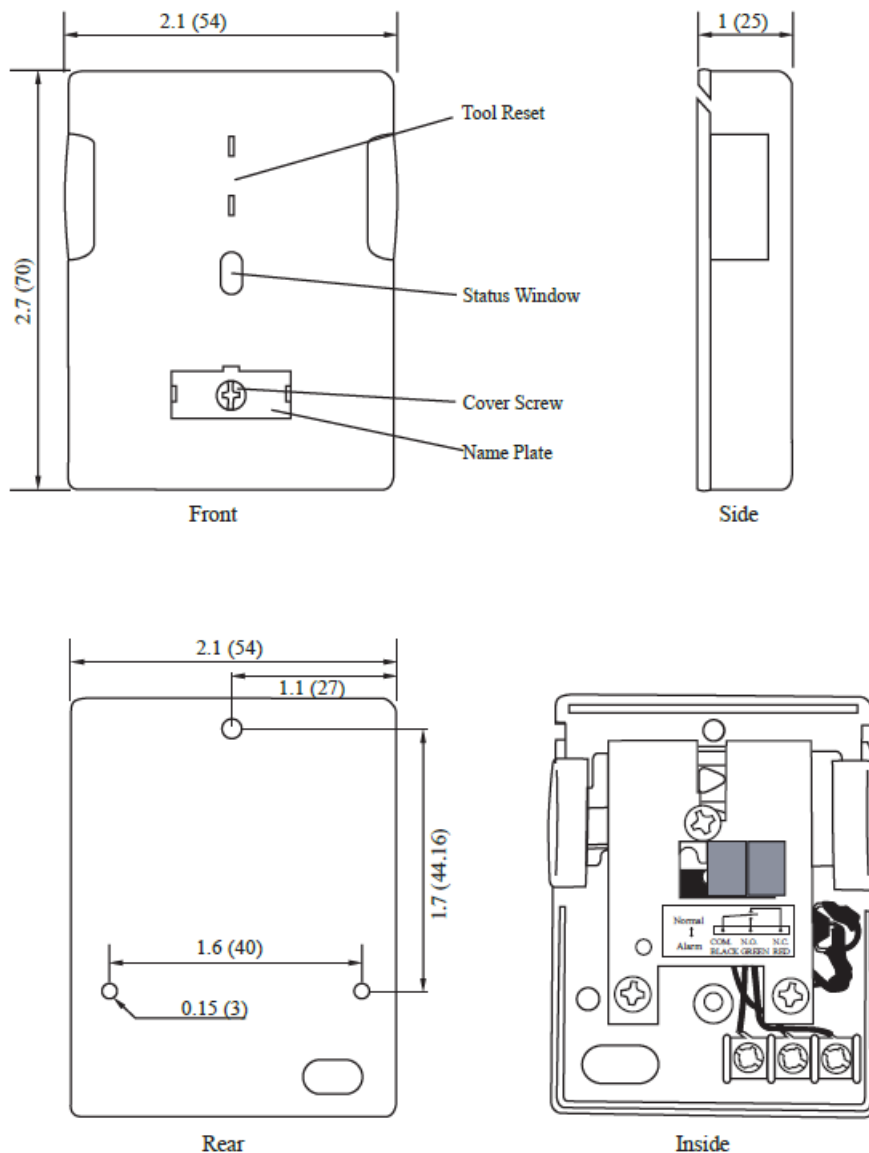


HUSD-15BM

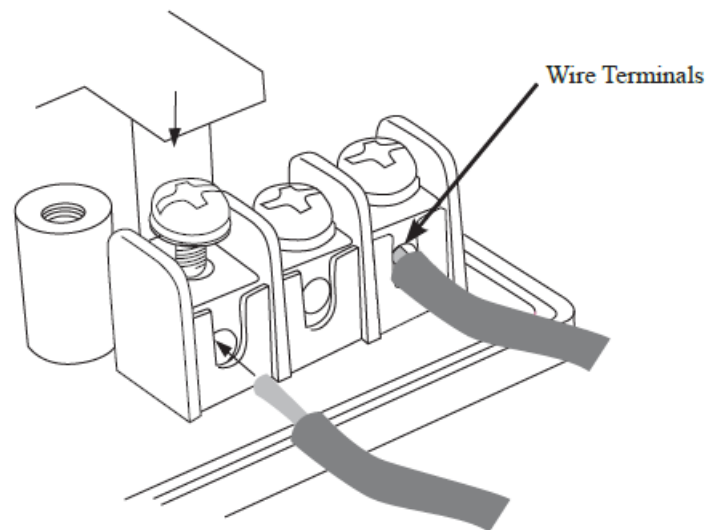
The HUSD-15B Series is a Form C (SPDT), dual button hold-up switch that is designed to generate an alarm

condition only when both buttons are pressed simultaneously, thus preventing accidental triggering. The housing of this series is specially designed with a status window, red (alarm) and blue (armed), to verify the switch condition. The housing mounting screw is concealed to provide additional tampering protection. The built-in UL approved microswitch design generates an alarm condition when the cover is removed or damaged. The terminal strip consists of three wire ports that provide a firm and secure wiring installation. The HUSD-15BL is designed for latching operation when triggered. The HUSD-15BM is designed for momentary operation.

Dimensions

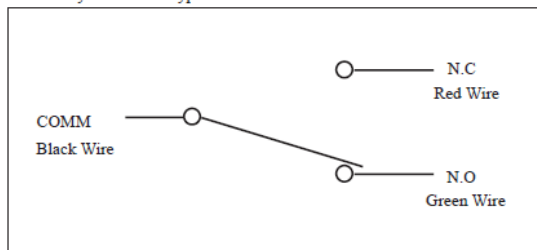


Wire Installation

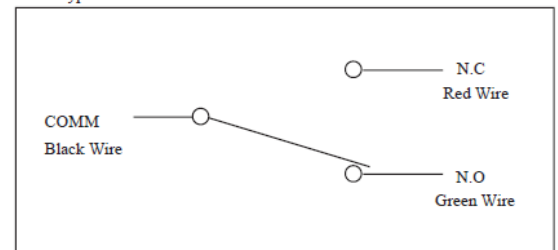


Operating Method

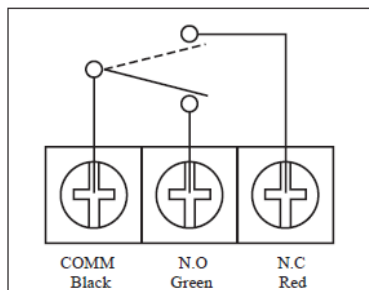
Momentary N.O.-Latch Type Micro Switch



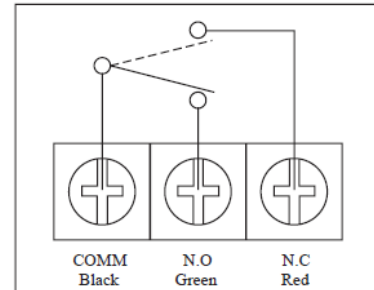
Latch Type Micro Switch



Push Red Double Button



Push Red Double Button




Specifications

Model Number	Stock Number	Mechanism Type	Contact Type	Contact Rating			Overall Stroke	Overall Force	Operating Method	Operating Temperature Range
				125V DC	30V DC	125V AC				
HUSD-15BL	4370036	Latching	SPDT N.O./N.C.	0.4A	5A	5A	3mm	10.5 - 14 ounce	Dual button	32°F - 120°F (0°C - 49°C)
HUSD-15BM	4370037	Momentary								

firealarmresources.com Potter Electric Signal Co., LLC • St. Louis, MO • Cust Service: 866-240-1870 • Tech Support: 866-956-1211 • Canada 888-882-1833 • www.pottersignal.com

Documents / Resources



[POTTER HUSD-15B Series Dual Action Hold up Switch](#) [pdf] Owner's Manual
HUSD-15B Series Dual Action Hold up Switch, HUSD-15B Series, Dual Action Hold up Switch, Action Hold up Switch, Switch

References

- [🔥 Fire Alarm Resources | Download fire alarm documents](#)
- [📄 Potter Electric: Fire Alarms & Fire Sprinkler Systems](#)

Manuals+.