



PORTRONICS PUL054A9FB-P24 Portable Wireless Speaker Instruction Manual

[Home](#) » [Portronics](#) » PORTRONICS PUL054A9FB-P24 Portable Wireless Speaker Instruction Manual 

PORTRONICS



Portable Wireless Speaker Operation Manual
Model:PUL054A9FB—P24

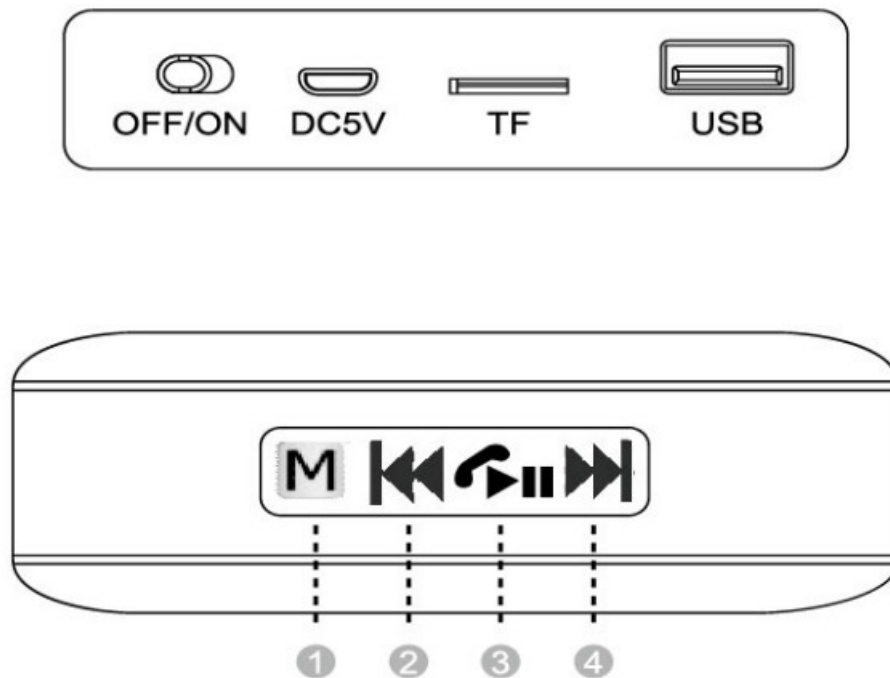
Contents

- 1 PUL054A9FB-P24 Portable Wireless Speaker
- 2 FUNCTION BUTTONS:
- 3 Safety and maintenance
- 4 Specifications
- 5 Package List
- 6 FCC Warning
- 7 Instruction Sheet:
- 8 Documents / Resources

PUL054A9FB-P24 Portable Wireless Speaker

Thank you for purchasing this Mini Wireless Speaker. Please read all instructions carefully before using and retain this manual for future use and reference.

FUNCTION BUTTONS:



Key Description

- ◀◀ Short press to previous song /long press to decrease volume
- ▶▶ Short press to next song /long press to increase volume
- 📞 left-on ,right-off
- 📞 Answer/ hang up/ pause / play
- M mode/ TF card slot
- USB charging port

Safety and maintenance

1. Keep the device away from heat, direct sunlight and sharp edges

2. Do not insert any metal object into the device. As this is a risk of short circuit
3. To avoid static charge, do not use in an extremely dry climate
4. Do not repair the unit yourself. Contact an authorized specialist
5. Do not charge in the shower or other wet environments
6. Only charge when unit is dry
7. Do not submerge under water
8. Please charge the speaker in time when it reminds "battery low"
9. Please charge the speaker once every 20 days if it is not used for a long time.
10. Please place the speaker in a safe and dry environment if it is not used for a long time.
11. Please use the Micro USB charging cable that are delivered with this unit to connect with external devices.
12. If there is any abnormality of the speaker, please stop using it, such as: fever, smoke, odor, etc.
13. Please use a 5V device to charge. Do not use the charging device more than 5V to charge to avoid damage of internal components.
14. To help prolong the speaker's use life and your health, please don't listen to music in the long time, high volume environment, in order to avoid damage to your hearing.
15. This product is not a toy, Keep out of reach of children.
16. replacement of a battery with an incorrect type that can defeat a safeguard
17. Keep the device away from low extreme temperatures and low air pressure at high altitude
18. Disposal of a battery into fire or a hot oven, or mechanically crushing or cutting of a battery, that can result in an explosion

Specifications

Product name:	Wireless Speaker
Input:	5 V
Battery capacity:	400 mA
Charging time:	1.5-2 hours
Horn Power:	3 W
Output power	3 W
version:	5.0
Running time:	2 hours
distance:	10 meters
Product weight:	115g
Product size:	70Lx70Wx55Hmm

Low power protection

The speaker can automatically detect the battery voltage it will remind 'battery low' when the battery voltage is lower than 3.3V and this status is more than 15s. It will automatically power off after 15s when the battery voltage is lower than 3.1V.

Package List

1*Speaker

1* Manual



1* charging cable

FCCID:2BECN-PUL054A9FB

TF Card Mode

1. If there is no TF card on the speaker, it is wireless mode. When Inserting the TF card into speaker, It will automatically enter TF card mode. If there is a TF card on the speaker, it will enter the TF card mode directly when power on.
2. The colored light flashes slowly when play music under the mode of TF card.

wireless mode

1. Turn on key left dial to power on. Colored light on means wireless is on .
2. The colored light flashing means the speaker is already into pairing mode. Click speaker name "PUSHEEN SPEAKER" on bluetooth list of your phone to connect. If successfully connected , the colored light will flashes slowly .You will hear a beep sound when pairing is successful. The paired device will automatically connect with the speaker when you use it again.
3. If there is incoming call when playing, the speaker will remind you enter CALL MODE. It can support to answer the call, you just need to press the answer button.
4. If turning off the bluetooth of your device, The colored light flashing will remind "disconnected", You will hear a beep sound. Then the speaker will enter search mode. If no device connected with it over 5 mins, or you don't operate it, the speaker will automatically off.
5. When music playing, long press the  to increase or decrease the volume. Click the  button once to go to the previous song/next song. Click the answer/NIbut-ton to answer/hang up/pause/play.

FCC Warning

This device complies with part 15 of the FCC Rules. Operation is subject to the following two conditions: (1) This device may not cause harmful interference, and (2) this device must accept any interference received, including interference that may cause undesired operation.

Any Changes or modifications not expressly approved by the party responsible for compliance could void the user's authority to operate the equipment.

Note: This equipment has been tested and found to comply with the limits for a Class B digital device, pursuant to part 15 of the FCC Rules. These limits are designed to provide reasonable protection against harmful interference in a residential installation. This equipment generates uses and can radiate radio frequency energy and, if not installed and used in accordance with the instructions, may cause harmful interference to radio communications. However, there is no guarantee that interference will not occur in a particular installation. If this equipment does cause harmful interference to radio or television reception, which can be determined by turning the equipment off and on, the user is encouraged to try to correct the interference by one or more of the following measures:

- Reorient or relocate the receiving antenna.
- Increase the separation between the equipment and receiver.
- Connect the equipment into an outlet on a circuit different from that to which the receiver is connected.
- Consult the dealer or an experienced radio/TV technician for help.



The device has been evaluated to meet general RF exposure requirement. The device can be used in

portable exposure condition without restriction.

Instruction Sheet:



THIS IS A BATTERY-OPERATED PRODUCT. THIS IS NOT A TOY. INTENDED USE OF THE PRODUCT SHOULD NOT RESULT IN EXPOSURE TO THE BATTERY. In case of abuse, there is risk of rupture, fire, heat, leakage of internal components, which could cause casualty loss. Abuses include but are not limited to: charging for a long time, short circuit, put into fire, whacked with hard object, punctured with acute object, crushed, and broken.

Harmful if swallowed. Causes skin irritation. Causes eye irritation. May cause respiratory irritation.

Proper Handling:

Do not open, disassemble, crush, or burn battery. Do not handle battery in a manner that allows terminal to short circuit. Avoid mechanical damage of the battery. Battery may explode or cause burns, if disassembled, crushed, or exposed to fire or high temperature. Do not short or install with incorrect polarity. Avoid all personal contact, including inhalation. Wear protective clothing when risk of exposure occurs. Use in a well-ventilated area. Prevent concentration in hollows and sumps.

Proper Storage:

Store in a cool, dry, well-ventilated area. Keep away from heat and direct sunlight. Keep out of the reach of children.

Disposal considerations:

Recycle in accordance with government, state and local regulations, to ensure proper disposal.

If exposed to the battery – potential health effect and first aid measures:

After eye contact:

Flush eyes cautiously with plenty of water for at least 15 minutes, occasionally lifting the upper and lower eyelids. Get medical aid.

After skin contact:

Remove contaminated clothes rinse skin with plenty of water or shower for 15 minutes. Get medical aid.

After inhalation:

Remove from exposure and move to fresh air immediately. Administer artificial respiration if breathing is difficult. Seek medical attention.

After swallowing:

Rinse mouth with water. Administer at least 2 glasses of milk or water. Induce vomiting unless patient is unconscious. Get medical attention.



In case of rupture – Attention! Corrosive material.

Avoid contact with skin, eyes, and clothing. Ensure adequate ventilation. Use personal protective equipment as required. Keep people away from and upwind of spill/leak. Refer to above first aid protective measures. Handle in accordance with good industrial hygiene and safety practice.

Stop the leak if safe to do so. Contain the spilled liquid with dry sand or earth. Clean up spills immediately if safe to do so. Absorb spilled materials with an inert absorbent (dry sand or earth). Scoop contaminated absorbent into an acceptable waste container. Collect all contaminated absorbent and dispose of according to recycling waste treatment in accordance with government, state and local regulations, to ensure proper disposal. Scrub the area with detergent and water, collect all contaminated wash water for proper disposal.



Battery may burst and release hazardous decomposition products when exposed to a fire situation.

Lithium-ion batteries contain flammable electrolyte that may vent, ignite, and product sparks when subjected to high temperature, when damaged or abused (e.g. mechanical damage or electrical overcharging), may burn rapidly with flare-burning effect, may ignite other batteries in close proximity.

Suitable fire-extinguishing media:


Small fire: use water spray, dry chemical, carbon dioxide, or chemical foam.

Large fire: water spray, fog, or regular foam.

Questions? Comments? Contact contact@culturefly.com

Activate Windows Go to Settings to actin,

Documents / Resources

	<p>PORTRONICS PUL054A9FB-P24 Portable Wireless Speaker [pdf] Instruction Manual PUL054A9FB-P24, 2BBCN-PUL054A9FB, 2BBCNPUL054A9FB, PUL054A9FB-P24 Portable Wireless Speaker, Portable Wireless Speaker, Wireless Speaker, Speaker</p>
---	---