

PORTRONICS DASH 7 Type C Wireless Portable Microphone



PORTRONICS DASH 7 Type C Wireless Portable Microphone User Manual

[Home](#) » [Portronics](#) » PORTRONICS DASH 7 Type C Wireless Portable Microphone User Manual 

Contents

- [1 PORTRONICS DASH 7 Type C Wireless Portable Microphone](#)
- [2 Packing List](#)
- [3 How To Use](#)
- [4 About UI](#)
- [5 Microphone Specification](#)
- [6 Type-C Receiver Specification](#)
- [7 Documents / Resources](#)
 - [7.1 References](#)



PORTRONICS

PORTRONICS DASH 7 Type C Wireless Portable Microphone

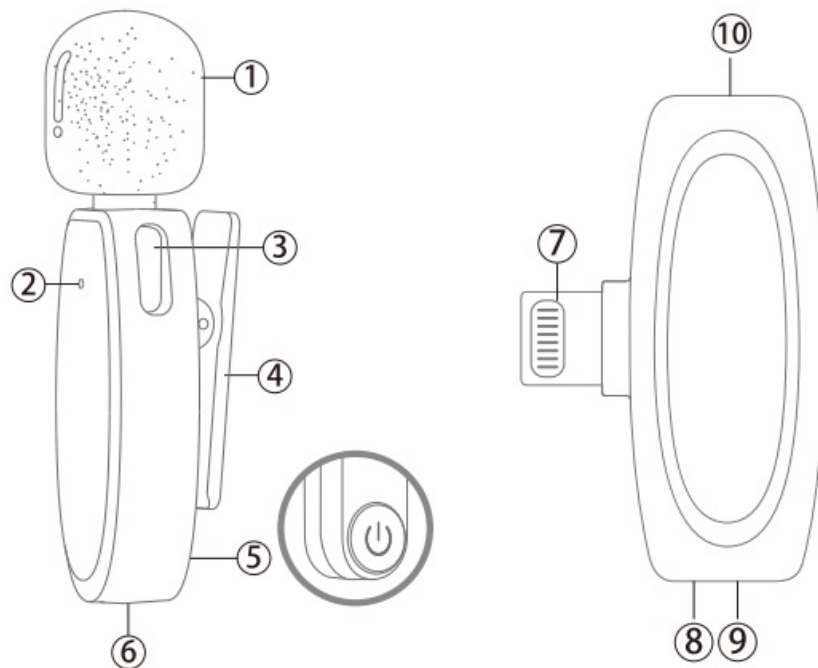


Packing List

- Microphone Transmitter x 1N
- 8 Pin Receiver x 1N
- Type C Charging Cable X 1N
- User Manual x 1N

Thanks for choosing our product

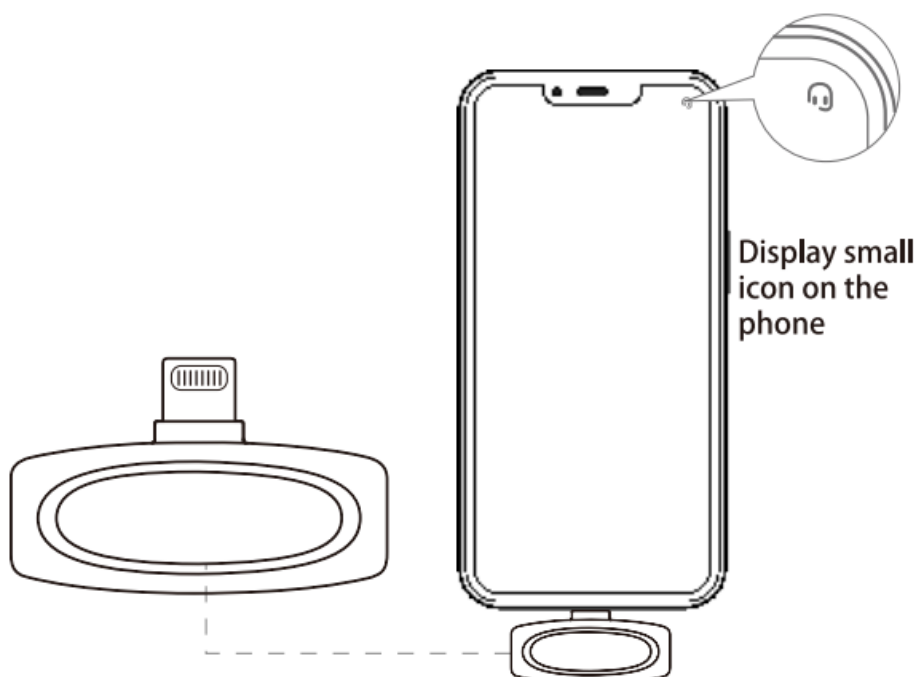
This product is a smart wireless microphone that provides professional grade recording output. Plug and play, no app required. Multiple uses: It can be used in online live broadcast, video Vlog shooting, program interview, recording, video teaching and other occasions. The wireless Microphone consists of two parts, one is Microphone transmitter, the other one is 8 Pin receiver. (See as below picture



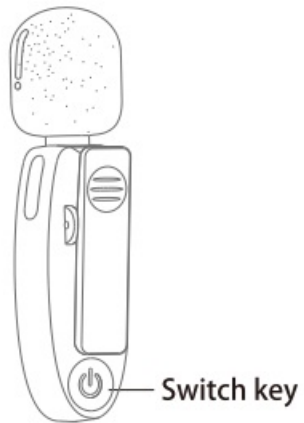
1. Windproof net
2. Microphone indicator
3. Microphone 8 Pin charging port
4. Microphone clip
5. Switch key
6. Microphone reset key
7. 8 Pin port to connect phone
8. Receiver indicator
9. Reset button
10. Type C port of receiver

How To Use

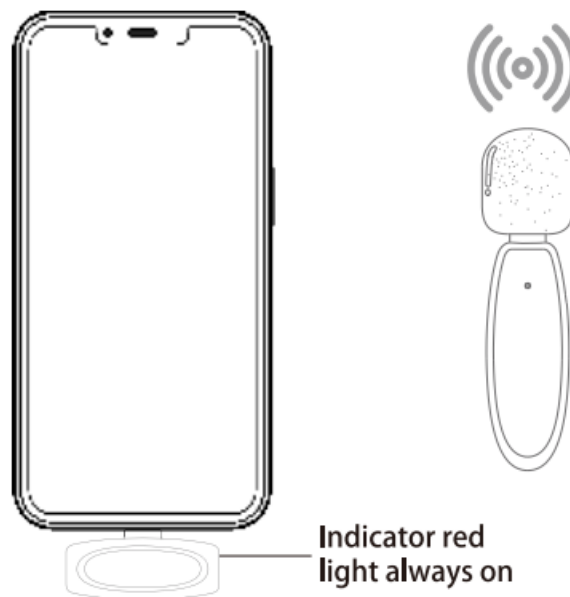
1. Connect the 8 Pin receiver to phone with 8 Pin port. The connection is successful if the phone displays a small icon.



2. Press switch key of microphone, the indicator light turns green, and then power is turned on.

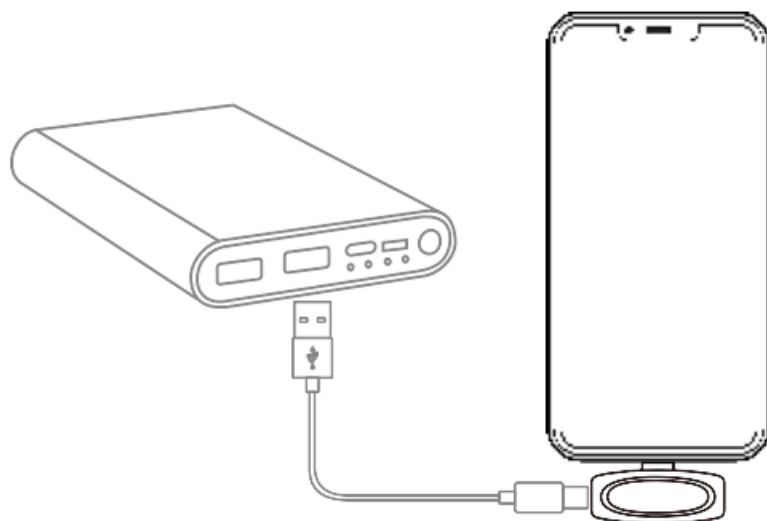


3. The indicator red light of receiver keeps always on, then open the phone camera, live App or other Apps, and then to use the microphone to receive sound.



Special Note:

For the use of 8 Pin port: there is no battery in 8 Pin receiver, and no need to recharge during live. If the phone is low power during live, it can be recharged directly through 8 Pin port.



Note: Can only listen to video or recording effect after the receiver is pulled out of the device

About UI

Type C Receiver :

Function	How To Use	Light
Power on	Plug in the device	Red light on
Power off	Plug off the device	light off
Pairing		Red light flashes slowly
Paired		Red light on
Clear pairing	Press the reset key twice quickly	Red light flashes slowly

Microphone Transmitter :

Function	How To Use	Light
Power On	Press switch key once	Green light on
Power off	Press switch key about 3-4 seconds/Auto power off if no reconnection in 10 min	Green light on for 1 second
Charging	Charging with Type C cable	Red light keeps on when charging, & light off when fully charged
Pairing		Green light flashes slowly
Paired		Green light keeps on
Battery alarm	Battery is below 20%	Blue light flashes slowly
Reset	Press reset key for 3 seconds	
Pause	Press switch key once	Blue light keeps on
Clear Pairing	Press the reset key twice quickly	Green light flashes quickly

Microphone Specification

- **Frequency:** 2.4 GHz
- **Input Voltage:** DC 4.8~5.4V
- **Working Time:** 6 Hours
- **Batter Capacity:** 70mAh (button cell)
- **Type:** Digital Mic
- **Sensitivity:** -26dBFS
- **S/N Ratio :** 64 dB(A)
- **Frequency Range:** 20-20KHZ
- **Transmission Latency:** 28 ms
- **Indicator Light:** Red/Green/Blue
- **Charging:** Type C
- **Weight:** 6.7gm
- **Size:** 58.7 x 22.8 x 25 mm

Type-C Receiver Specification

- **Frequency:** 2.4 GHz
- **Input Voltage:** DC 4.8~5.4V
- **Charging:** Plug-In Device
- **Indicator Light:** Red
- **Size:** 44.34 x 26.42 xx 9.52 mm


Note: If you encounter connectivity issues with any mobile phones, access your device settings, search for “OTG” and enable the OTG power supply. Certain phones, which cannot use their own camera to shoot audio, may need to install the “Open Camera” app for recording. If you encounter further connection problems, feel free to reach out to us directly for assistance.

www.portronics.com

For Support

- **Visit:** www.portronics.com
- **Email:** help@portronics.com
- **Contact No.:** +91 9555245245, 011- 42413131
- **(Working hours.:** Monday – Saturday 10:00 am – 6:00 pm)
- E-Waste Management
- **E:** info@3rrecycler.com
- For E-Waste & ROHS compliance refer to www.portronics.com/ewaste

Documents / Resources

	PORTRONICS DASH 7 Type C Wireless Portable Microphone [pdf] User Manual DASH 7, DASH 7 Type C Wireless Portable Microphone, Type C Wireless Portable Microphone, Wireless Portable Microphone, Portable Microphone, Microphone
---	---

References

- [User Manual](#)

[Manuals+](#), [Privacy Policy](#)

This website is an independent publication and is neither affiliated with nor endorsed by any of the trademark owners. The "Bluetooth®" word mark and logos are registered trademarks owned by Bluetooth SIG, Inc. The "Wi-Fi®" word mark and logos are registered trademarks owned by the Wi-Fi Alliance. Any use of these marks on this website does not imply any affiliation with or endorsement.