




CI60V Built
In 4 Zone
Induction
Cooktop



Porter and Charles CI60V Built In 4 Zone Induction Cooktop Installation Guide


[Home](#) » [Porter and Charles](#) » Porter and Charles CI60V Built In 4 Zone Induction Cooktop Installation Guide 

Contents


- [1 Porter and Charles CI60V Built In 4 Zone Induction Cooktop](#)
- [2 KEY FEATURES](#)
- [3 GENERAL PROPERTIES](#)
- [4 Installation Details](#)
- [5 WARRANTY INFORMATION](#)
- [6 Documents / Resources](#)
 - [6.1 References](#)
- [7 Related Posts](#)



Porter and Charles CI60V Built In 4 Zone Induction Cooktop



AVAILABLE FINISHES / COLOR OPTIONS



CI60V

Black Ceramic Glass with Stainless Steel Side Edges and bevelled front / back

KEY FEATURES

- **Black Ceramic Glass Surface**

P&C ceramic cooktops have scratch-free, easy-to-clean smooth surfaces, providing clean and modern looks with a minimalist design that helps accentuate the look of any kitchen.

- **4 Induction Zones**

Faster and Safer, magnetic waves induce heat directly in the pan for quick boiling and intense sears, leaving less heat on the surface.

- **Precise Control**

P&C electric cooktops have touch sensitive front controls with LED indicators that are practical and allow for precise temperature settings and provide an easy-to-clean surface.

- **9 Power Levels With Power Boost**

9 Power levels allow you to adjust the heat output of each element. Use the Power Boost and increase power, saving time to heat up pots or cook large quantities.


- **Residual Heat Indicators**

When the cooking zone is not cool enough to touch safely, the residual heat indicators warn you with a visible red indicator on the cooktop surface.

- **Automatic Shutoff**

If a cooking zone is in use for a certain period of time with no changes to the control setting, the burner will

automatically turn off to prevent unsupervised heating.



GENERAL PROPERTIES

Type Induction

- Cooking Surface Black ceramic glass surface
- Cooktop Frame Stainless steel side edges, beveled front and back
- Number of Elements 4 Induction cooking elements
- Shallow Depth Installation Allows for easy install over drawers or ovens

CONTROLS

- Type Electronic touch controls
- Location Front center

FEATURES

- Power Levels 9 with Power Boost
- Control Panel Smooth touch / LED display
- Quick Heating Elements Yes
- Automatic Shut Off Yes
- Pause Function Yes
- Count Down Timer Yes
- Hot Surface Indicator Radiant heat indicators
- Child Lock Yes

ELEMENT PERFORMANCE

- Front Left Element 1,400W / Power Boost: 1,800W
- Back Left Element 2,100W / Power Boost: 2,500W
- Back Right Element 1,400W / Power Boost: 1,800W
- Front Right Element 2,100W / Power Boost: 2,500W

ELEMENT SIZE

- Dimensions of Front Left Element 65/16" (160mm)
- Dimensions of Back Left Element 77/8" (200mm)
- Dimensions of Back Right Element 65/16" (160mm)
- Dimensions of Front Right Element 77/8" (200mm)

TECHNICAL DETAILS

- Electrical Supply 208-240 V / 60Hz / 7400W
- Max. Amp Load 40 Amp
- Power Cord *Supplied with a 5ft electrical
- cable and must be hardwired

PRODUCT DIMENSIONS

- Width (In/mm) 23¹/₄" (590mm)
- Height (In/mm) 23¹/₁₆" (56mm)
- Depth (In/mm) 20¹/₂" (520mm)

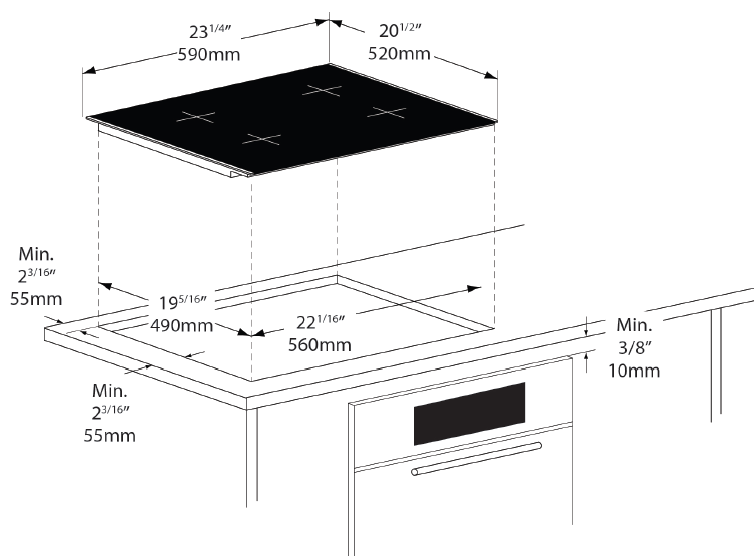
CUT OUT DIMENSIONS

- Width (In/mm) 22¹/₁₆" (560mm)
- Height (In/mm) min. 3¹/₈" (80mm)
- Depth (In/mm) 19⁵/₁₆" (490mm)

Installation Details

PRODUCT DIMENSIONS – W / H / D (INCH/MM)

- 23¹/₄" / 23¹/₁₆" / 20¹/₂"
- 590mm / 56mm / 520mm

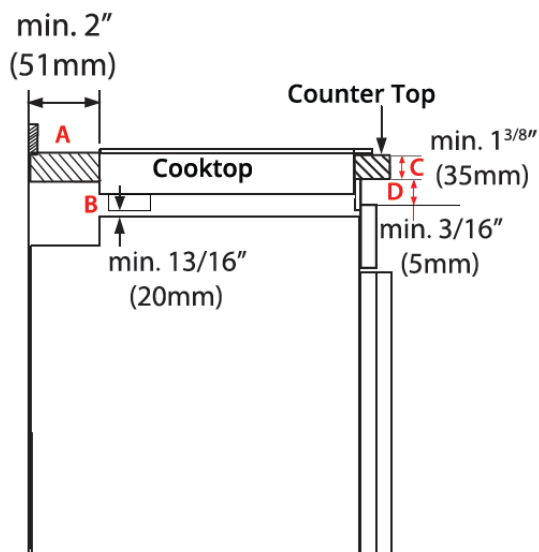


NOTE

- Minimum distance from the cooktop cut-out to the wall: 23¹/₁₆" (55mm)
- Minimum distance from the cooktop cut-out to side wall: 23¹/₁₆" (55mm)
- Min. Distance between the surface of the cooktop and the underside of the exhaust hood: 30" (762mm)

CUT OUT DIMENSIONS – W / H / D (INCH/MM)

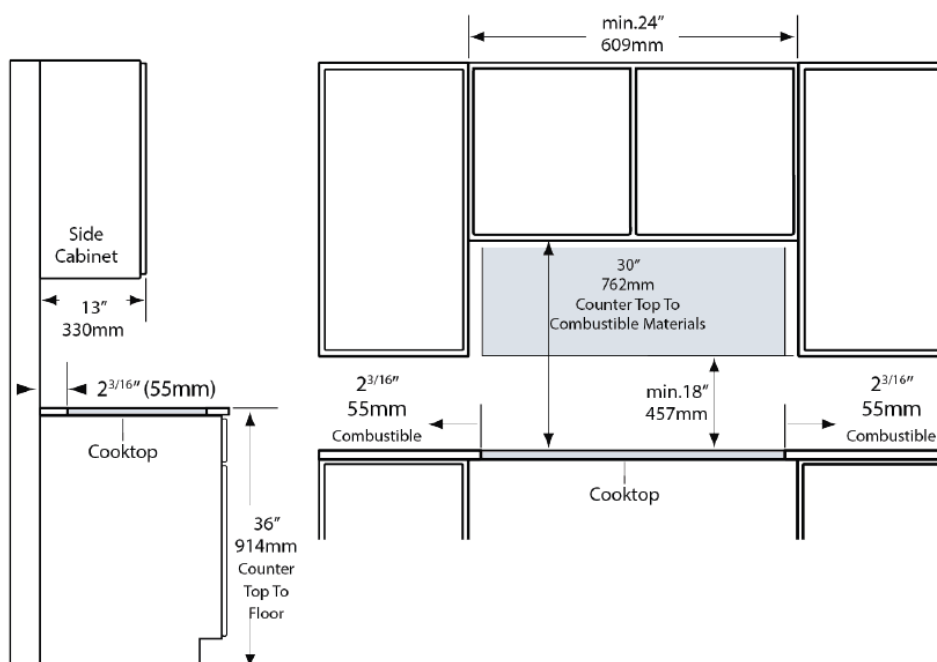
- 22 1/16" / min. 3 1/8" / 195/16"
- 560mm / min. 80mm / 490mm



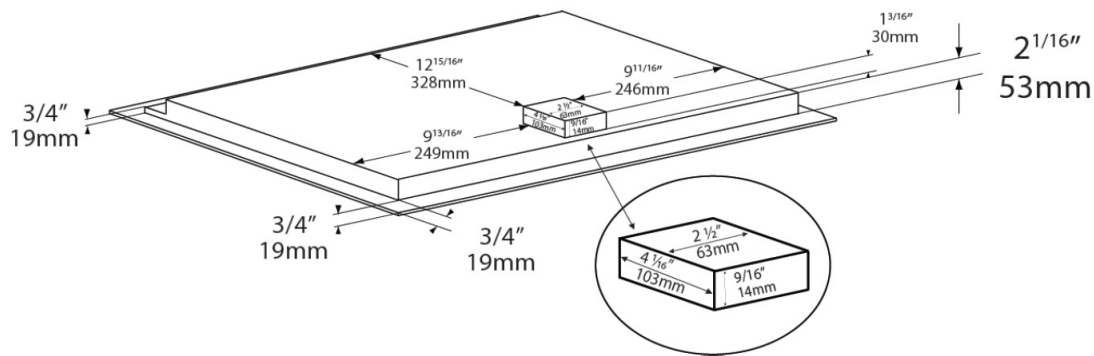
NOTE

- **A.** 2" (51mm) Rear wall clearance is required.
- **B.** There must be a minimum of 13/16" (20mm) of space between the bottom of the cooktop and the oven to allow air to flow.
- **C.** Allow for a minimum of 1 3/8" (35mm) from the countertop front edge to the edge of the cutout.
- **D.** A minimum of 3/16" (5mm) is required for the vent opening. If there is insufficient airflow, the appliances life span will be shortened.

RECOMMENDED CABINET MINIMUM CLEARANCE



UNDERNEATH COOKTOP DIMENSIONS



Notes: Porter & Charles reserves the absolute and unrestricted right to change product materials and specifications, at any time, without notice. **Warranties:** Please see the Use & Care manual or Porter & Charles website for a statement of limited warranty. For more information on our entire line of products, go to www.porterandcharles.ca or call 905.829.3980 © Porter & Charles. All rights reserved.

WARRANTY INFORMATION

Porter & Charles Appliances are designed and manufactured to the highest standards. Each appliance is covered by a comprehensive 2-year parts and labour warranty. Refer to product warranty policy for complete terms and conditions.

FOR PARTS & SERVICE

Euro-Parts & Service

39822 Belgrave Road, Belgrave, ON. N0G 1E0 1 866 722 2262

www.euro-parts.ca

parts@euro-parts.ca

service@euro-parts.ca

Porter & Charles appliances are imported and distributed in North America by Euro-Line Appliances Inc. For more information, please visit one of our showrooms or www.ela.ca

871 Cranberry Court, Oakville, ON

L6L 6J7 Canada

905.829.3980

1-800.421.6332

info@ela.ca

101-1014 Homer Street, Vancouver, BC

V6B 2W9, Canada

604.235.3980

1-855.ELA.WEST (352.9378)

infowest@ela.ca

Notes: Porter & Charles reserves the absolute and unrestricted right to change product materials and specifications, at any time, without notice. **Warranties:** Please see the Use & Care manual or Porter & Charles website for a statement of limited warranty. For more information on our entire line of products, go to www.porterandcharles.ca or call 905.829.3980 © Porter & Charles. All rights reserved.

Documents / Resources



[Porter and Charles CI60V Built In 4 Zone Induction Cooktop](#) [pdf] Installation Guide
CI60V Built In 4 Zone Induction Cooktop, CI60V, Built In 4 Zone Induction Cooktop, Zone Inducti
on Cooktop, Induction Cooktop, Cooktop

References

- [Euro-Parts Canada | After Sales Service for Residential Appliance Brands](#)
- [User Manual](#)

[Manuals+](#), [Privacy Policy](#)

This website is an independent publication and is neither affiliated with nor endorsed by any of the trademark owners. The "Bluetooth®" word mark and logos are registered trademarks owned by Bluetooth SIG, Inc. The "Wi-Fi®" word mark and logos are registered trademarks owned by the Wi-Fi Alliance. Any use of these marks on this website does not imply any affiliation with or endorsement.