



PORT CONNECT Bluetooth + Wireless & Rechargeable Mobility Mouse User Manual

[Home](#) » [PORT CONNECT](#) » PORT CONNECT Bluetooth + Wireless & Rechargeable Mobility Mouse User Manual



PORT
C O N N E C T

**CONNECT Bluetooth + Wireless &
Rechargeable Mobility Mouse
User Manual**

**2.4
Ghz**
wireless

Bluetooth®



REF: 900707

Contents

- [1 PRODUCT](#)
- [2 INSTRUCTIONS](#)
- [3 TROUBLESHOOTING](#)
- [4 CONTROL UP TO 3 DEVICES](#)
- [5 TECHNICAL SPECIFICATIONS](#)
- [6 PRODUCT REGISTRATION](#)
- [7 TECHNICAL SUPPORT](#)
- [8 Documents / Resources](#)
 - [8.1 References](#)
- [9 Related Posts](#)

PRODUCT

WIRELESS COMBO MOUSE BLUETOOTH® & 2,4 GHZ

INSTRUCTIONS

Turning on the mouse:

1. Open the mouse cover
2. Insert the battery into the space provided

If your battery has a protective plastic covering, remove it before installing it.

Your mouse has dual 2.4 GHz radio and Bluetooth connectivity. Please follow the procedure below to connect your mouse to your device:

2.4 Ghz wireless connection

1. Open the mouse cover
2. Take out the nano USB receiver and insert it into a USB port on your computer
3. Turn the mouse switch to <ON>
4. Press the «mode» button on the mouse and select «USB mode»
5. Your mouse will then configure itself automatically with your device

Bluetooth connection

1. Turn the mouse switch to <ON>
2. Press the «mode» button on the mouse and select «BT1 mode» or «BT 2 mode»
3. Keep the mouse button pressed for 3 to 5 seconds until the LED flashes. The mouse is then in pairing mode.
4. Configure the Bluetooth parameters on your device using the Bluetooth instructions or the documentation for your device in order to establish the Bluetooth connection.

WARNING

Keep away from water, fire, liquids, and out of the reach of children.

Avoid exposing the product to prolonged periods of extreme heat or cold.

Qualified personnel must replace the product to avoid a hazard. Do not dismantle or attempt to repair this product yourself.

This product complies with IEC/EN 60825-1: 2008-05.

Class 2 laser device emitting laser radiation: do not stare into the beam or target eyes/faces with the beam.

TROUBLESHOOTING

If the unit appears to have failed in functioning, please check the following:

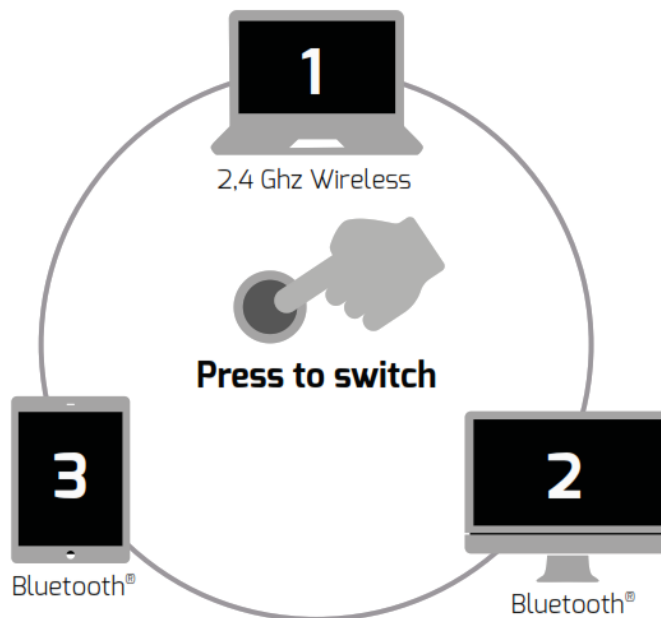
Check that the batteries are charged and that the polarity is respected. Check that the receiver is correctly plugged into a working USB port and that the setup is completed. If the setup has not been completed, remove the USB receiver, restart your computer and plug the USB receiver and wait for setup to be completed.

CONTROL UP TO 3 DEVICES



TECHNICAL SPECIFICATIONS

- Connectivity: Wireless 2.4 Ghz / Bluetooth
- USB nano receiver – range up to 20 m
- Bluetooth – range up to 10 m
- Max power radio frequency: ± 3.38 dB
- Power: 1x 300mA lithium battery
- Characteristics: 3 buttons and scroll wheel with 1000 – 1600 – 2400 DPI optical sensor
- Compatibility: Windows, macOS, Android
- Dimensions: 6,0 x 9,9 x 3,8 cm
- Weight: 71 gr



PRODUCT REGISTRATION

PORT EUROPE recommends that you register your product shortly after its purchase on the website <http://www.port-connect.com>

TECHNICAL SUPPORT

For technical questions regarding your product, please go to the contact/support section on the website <http://www.port-connect.com>

DECLARATION OF CONFORMITY

Hereby, PORT EUROPE, 22 rue de la Fédération 75015 PARIS France, declares that this product complies with the essential CE requirements and provisions and is in accordance with the standards, guidelines, and specifications mentioned below:

EN 50032/2015 EN 50035/201

EN 61000-3-2/2014 EN 6100-3-3/2012

IEC/EN 60950-1 /2006 +A11/2009 +A1/2010 +A12/2011
+A2/2013

IEC 62133-2/2017

EN 300440-1 V1.6.1/2010 EN 300440-2 V1.4.1/2010

EN 301489-1 V1.9.2/2011-08 EN 301489-3 V1.6.1/2013-08

EN 62479/2010

Directive 2014/53/EU (RED)

RoHS Directive 2011/65/EU+A2:2015/863+
2017/2102


Eric RAMPI
06/10/2021, Paris



EUROPEAN DIRECTIVE 2012/19/EU



The European Directive 2012/19/EU on Waste Electrical and Electronic Equipment (WEEE), requires that old household electrical appliances must not be disposed of in the normal household waste stream. Old appliances must be collected separately in order to optimize the recovery and recycling of the materials they contain and reduce the impact on human health and the environment. The symbol of the crossed-out dustbin is marked on all products to remind the obligations of separate collections. Consumers should contact their local authority or retailer for information concerning the correct disposal of their product.

Documents / Resources



[PORT CONNECT Bluetooth + Wireless & Rechargeable Mobility Mouse](#) [pdf] User Manual
Bluetooth Wireless Rechargeable Mobility Mouse, Rechargeable Mobility Mouse, Rechargeable
Mouse, Mouse

References

-  [Connect.com](#)
-  [Luggage & Accessories for computer tablet - PORT DESIGNS - Port Designs](#)
-  [Luggage & Accessories for computer tablet - PORT DESIGNS - Port Designs](#)