



PORT CONNECT 900707C Bluetooth Wireless and Rechargeable Expert Mouse Instruction Manual

[Home](#) » [PORT CONNECT](#) » PORT CONNECT 900707C Bluetooth Wireless and Rechargeable Expert Mouse Instruction Manual 

PORT CONNECT

USER MANUAL



BLUETOOTH® + WIRELESS & RECHARGEABLE
EXPERT MOUSE

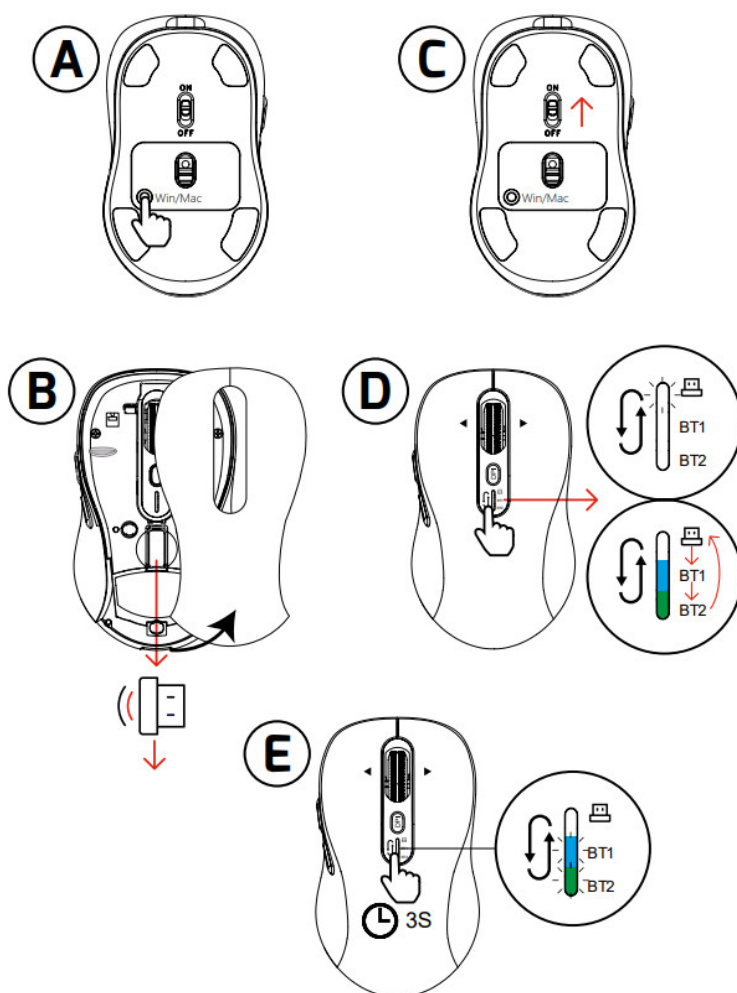


Contents

- 1 TECHNICAL SPECIFICATIONS
- 2 INSTRUCTIONS
- 3 TROUBLESHOOTING
- 4 Documents / Resources
 - 4.1 References

TECHNICAL SPECIFICATIONS

- USB-C & USB-A connectivity
- Connectivity: wireless 2.4 GHz / Bluetooth®
- Max power radio frequency: -4.00 dBm
- Power : 1 x 500mAh li-rechargeable battery
- Characteristics: 6 buttons and scroll wheel with 1000/1600/2400/3200 DPI optical sensor
- Compatibility: Windows® & macOS®
- Dimensions: 10,5 x 6,1 x 3,9 cm
- Weight: 103 gr



INSTRUCTIONS

Turning on the mouse:

To charge the battery, connect the charging cable to the mouse and a USB port and wait for the battery to be charged. Your mouse has dual 2.4 GHz radio and Bluetooth® connectivity.

Select the operating system you are using on the bottom of the mouse A

If you are using a macOS device, please refer to the Table 1 Please follow the procedure below to connect your mouse to your device:

2.4 GHz wireless connection

1. Open the mouse top cover B
2. Take out the nano USB receiver and insert it into a USB port on your computer
3. Turn the mouse switch to <ON> C
4. Press the «mode» button on the mouse and select «USB mode» D
5. Your mouse will then configure itself automatically with your device

Bluetooth® connection

1. Turn the mouse switch to <ON> C
2. Press the «mode» button on the mouse and select «BT1 mode» or «BT 2 mode» D
3. Keep the mouse button pressed for 3 to 5 seconds until the LED flashes. The mouse is then in pairing mode. E
4. Configure the Bluetooth® parameters on your device using the Bluetooth® instructions or the documentation for your device in order to establish the Bluetooth® connection.

WARNING

Keep away from water, fire, liquids and out of the reach of children.

Avoid exposing the product to prolonged periods of extreme heat or cold.

Qualified personnel must replace the product to avoid a hazard. Do not dismantle or attempt to repair this product yourself.

Charging limited to 5.0V voltage, don't use fast charger otherwise it may harm the mouse. We advise to use the charging cable we provided and charge the mouse through your computer port.

TROUBLESHOOTING

If the unit appears to have failed in functioning, please check the following:

Check that the batteries are charged and that the polarity is respected

Check that the receiver is correctly plugged in a working USB port and that the setup is completed. If the setup has not been completed, remove the USB receiver restart your computer and plug the USB receiver and wait for setup to be completed

PRODUCT REGISTRATION

PORT EUROPE recommends that you register your product shortly after its purchase on the website

<http://www.port-connect.com>

TECHNICAL SUPPORT

For technical questions regarding your product, please go to the contact/support section on the website

<http://www.port-connect.com>

This declaration of conformity is issued under the sole responsibility of the manufacturer.
Hereby, PORT EUROPE, 22 rue de la Fédération 75015 PARIS France, declare that this product complies with the essential CE requirements and provision and is in accordance with the standards, guidelines and specifications mentioned below:

RED Directive 2014/53/EU
EN 301 489-1 V2.2.3
EN 301 489-3 V2.3.2
EN 301 489-17 V3.2.4
EN 55032: 2015+A11
EN 55035: 2017+A11
EN 300 328 V2.2.2
EN 300 440 V2.1.1
EN 62479:2010
LVD Directive 2014/35/EU
EN 62368-1:2020+A11:2020
RoHS Directive 2011/65/EU & revision 2015/863/EU

Eric RAMPI
09/10/2023, Paris





EUROPEAN DIRECTIVE 2012/19/EU

The European Directive 2012/19/EU on Waste Electrical and Electronic Equipment (WEEE), requires that old household electrical appliances must not be disposed of in the normal household waste stream. Old appliances must be collected separately in order to optimize the recovery and recycling of the materials they contain and reduce the impact on human health and the environment. The symbol of the crossed out dustbin is marked on all products to remind the obligations of separate collection. Consumers should contact their local authority or retailer for information concerning the correct disposal of their product.

Documents / Resources

	<p>PORT CONNECT 900707C Bluetooth Wireless and Rechargeable Expert Mouse [pdf] Instruction Manual</p> <p>900707C, 900707C Bluetooth Wireless and Rechargeable Expert Mouse, Bluetooth Wireless and Rechargeable Expert Mouse, Wireless and Rechargeable Expert Mouse, Rechargeable Expert Mouse, Expert Mouse, Mouse</p>
---	--

References

-  [Connect.com](#)
-  [PORT Designs](#)
- [User Manual](#)