



## **Pontis SMP103 Streaming Media Player with Voice Search Remote Control User Guide**

[Home](#) » [Pontis](#) » **Pontis SMP103 Streaming Media Player with Voice Search Remote Control User Guide** 



**Streaming Media Player  
USER GUIDE  
FULL HD  
With Voice Search Remote Control  
Powered by androidtv**



## Contents

- 1 CONTENTS OF THE PACKAGING
- 2 DEVICE INFORMATION
- 3 SECURITY INFORMATION
- 4 INSTALLATION DIAGRAM
- 5 REMOTE CONTROL
- 6 REMOTE CONTROL
- 7 ANDROID TV™
- 8 Specifications
- 9 WARRANTY AND TECHNICAL ASSISTANCE
- 10 Documents / Resources
  - 10.1 References
- 11 Related Posts

## CONTENTS OF THE PACKAGING



## DEVICE INFORMATION



## SECURITY INFORMATION



Care! To prevent fire and electric shock, do not expose this appliance to rain or moisture. In order to avoid any possible risk of electric shock, never attempt to open the Appliance.

In the event of a defect in the appliance, reconditioning should be carried out by qualified technicians.

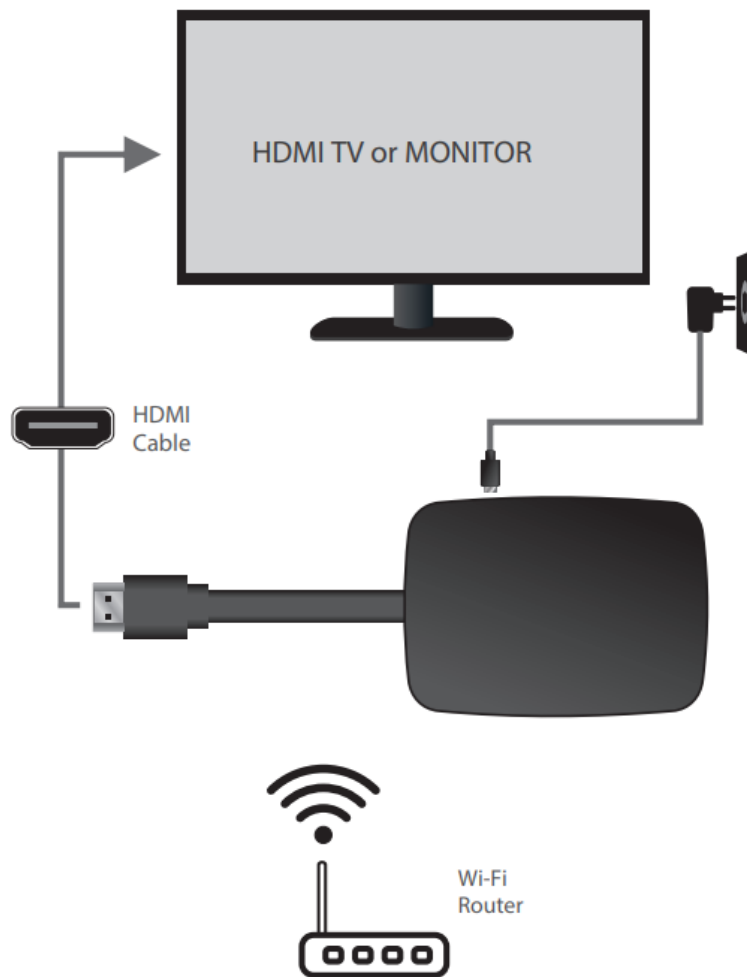
No part of this device should be repaired by users.

Attention!

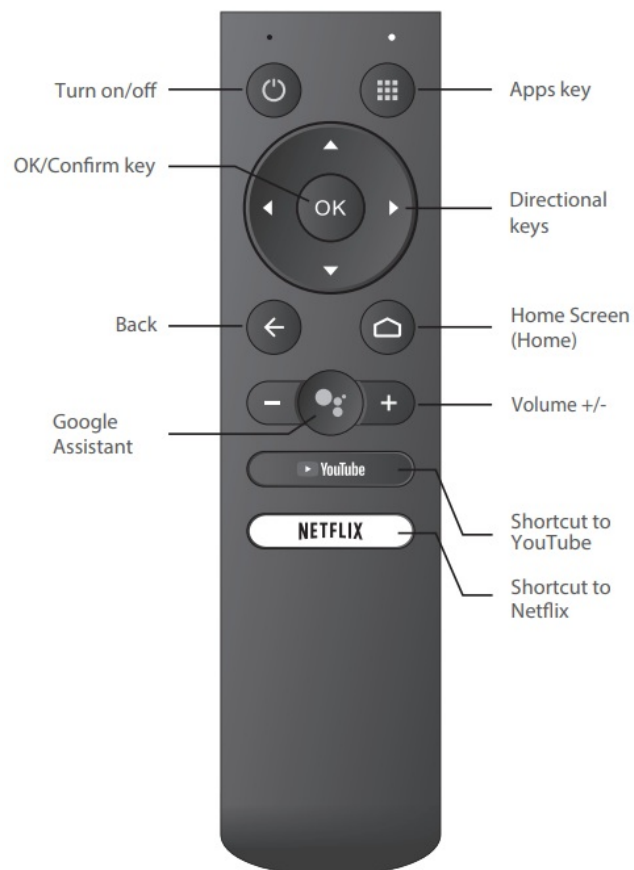
- Place the appliance in a well-ventilated place to prevent internal heat build-up
- Protect the appliance from high temperatures, humidity, water, and dust
- Do not place near the appliance, objects that may damage it (e.g. such as objects full of liquid or candles).

This equipment is not entitled to protection against harmful interference and cannot cause interference in properly authorized systems

## INSTALLATION DIAGRAM



## REMOTE CONTROL



## REMOTE CONTROL

Pairing instructions:

Press and hold the **BUTTONS BACK + HOME** at the same time, until the LED red start #ashing, and then release the buttons. At that time the remote control starts pairing mode.

Wait a few seconds without pressing any buttons until the successful pairing message appears on your TV screen.



A little help on your big screen with Android TV and Google Assistant Android TV with Google Assistant provides a smarter viewing experience.

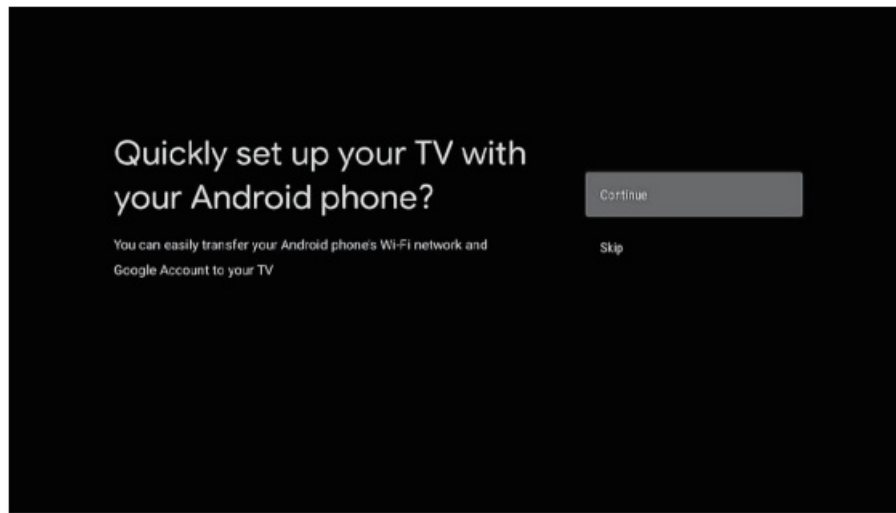
Easily search for what's playing on Live TV, access blockbuster movies, stream apps, and enjoy multiplayer games. You can change the channel, control the volume, pause, fast forward, rewind, and record shows – all with your voice. Ask your Assistant questions and get Google responses on the big screen. Dim the lights and control smart home devices.

Press the Assistant button on your remote to get started.

## ANDROID TV™

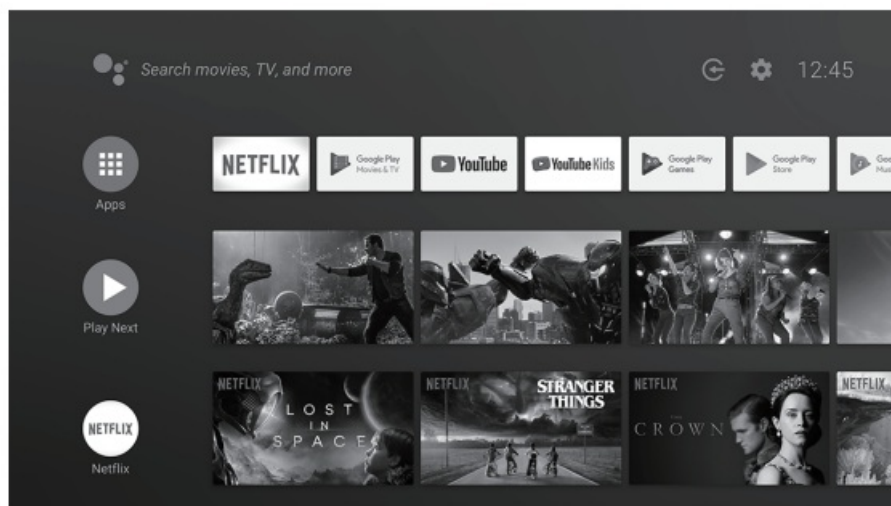
Complete the installation:

Follow the on-screen instructions using the remote to navigate through the installation process.



### Smart Experience:

The Streaming Media Player powered by Android TV brings a world of content to your biggest screen. With Google Assistant, you can quickly access entertainment, get answers on the screen, and control smart home devices. Find the latest blockbuster, check the score of the big game, or dim the lights. Just press the Assistant button on your remote to get started.



### Specifications

Hardware	
Chipset	Amlogic 5805X
RAM	1 Gb
Flash	eMMC 8 GB
Wi-Fi	802.11 b/g/n 2.4G 1T1 R Wi-Fi
Bluetooth	4.2 LE — 2,4 GHz
Video	
Decoding Video	VP9 Profile-2 up to 1080p@60fps H.265 HEVC MP-10@L4.1 up to 1080p@60fps H.264 AVC HP@L4.2 up to 1080p@30fps H.264 MVC up to 1080P @60fps MPEG-4 ASP@L5 up to 1080P@60fps WMVNC-1 SP/MP/AP up to 1080P@60fps AVS-P16(AVS+) /AVS-P2 JiZhun Profile up to 1080P@60fps RealVideo 8/9/10 up to 1080P@60fps WebM up to VGA
Video Output	HDMI 2.0A, HDCP2.2
Screen aspect ratio	Automatic / Fullscreen
Video resolution	1080P
Power	
DC Input	5V/ 1,5A
Energy consumption	Maximum of 7.5W

Google, Google Play, YouTube, Android TV, and other marks are trademarks of Google LLC.  
The Google Assistant is not available in certain languages and countries.

## WARRANTY AND TECHNICAL ASSISTANCE

### SCOPE AND WARRANTY DEADLINE:

1. This product is guaranteed by Pontis Technologies for a period of one (1) year.  
The period of this warranty starts from the date of purchase of the product, proven by the purchase invoice of the product.
2. For manufacturing defects within the warranty period, the consumer shall contact the seller. Analysis and repairs, within the warranty period, only may be carried out by Pontis Technologies or by authorized companies.

### WARRANTY EXCLUSIONS:

1. Defects or damages arising from non-compliance installation, as well as external agents like floods, lightning, outbreaks, and accidents like falls and crashes

2. Damages caused by improper installation, connections to wrong voltage, or energy variation above that specified by the product.
3. Damaged packaging and finish of the product.
4. Tampered seal and/or serial number, violated or scraped.
5. A missing sales invoices, modified invoices, or irregularities.
6. improper use of the device with a non-original power supply.

**WARNING:**


Improper use, as well as incorrect installation or operation, may result in severe injuries to persons or damage to property.

[pontis.tv](http://pontis.tv)



/pontistech

## Documents / Resources

	<p><a href="#">Pontis SMP103 Streaming Media Player with Voice Search Remote Control</a> [pdf] User Guide</p> <p>SMP103 Streaming Media Player with Voice Search Remote Control, SMP103, Streaming Media Player with Voice Search Remote Control</p>
---	--

## References

-  [Pontis Technologies](#)