



PolyVection CORE32 Gateway User Guide

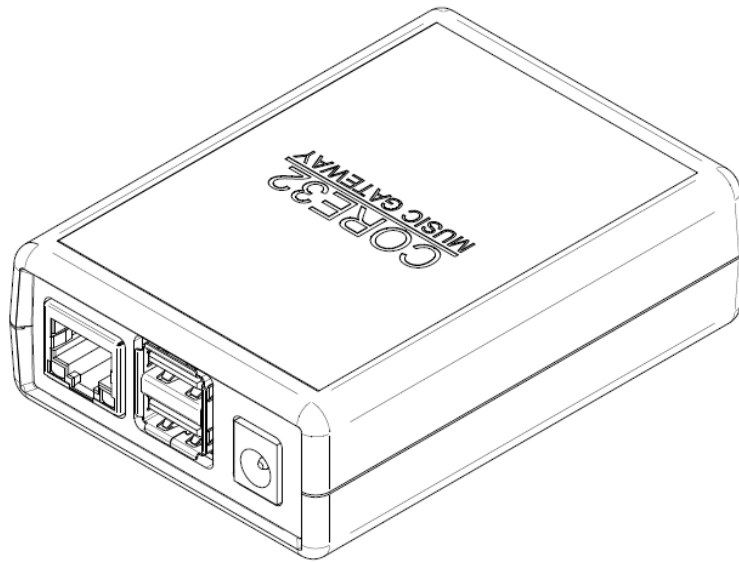
[Home](#) » [PolyVection](#) » PolyVection CORE32 Gateway User Guide 

Contents

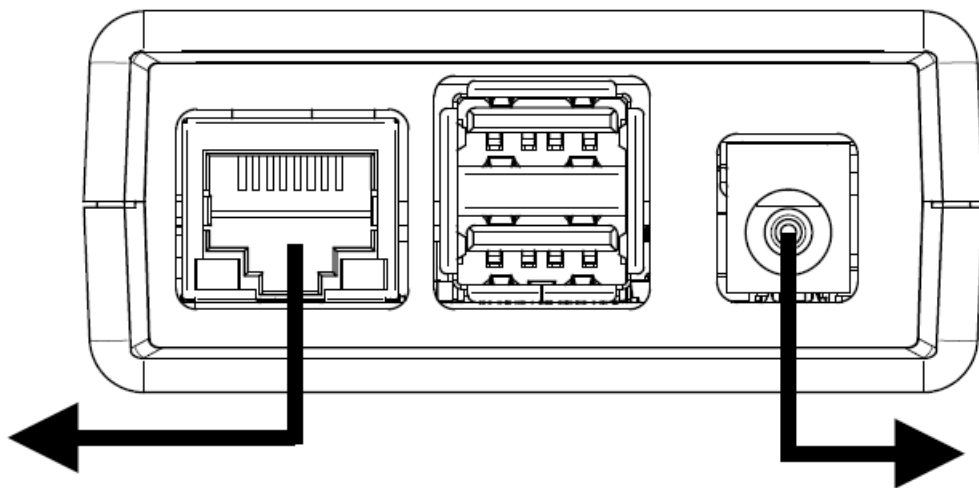
- [1 PolyVection CORE32 Gateway](#)
- [2 Wiring](#)
- [3 Accessing the Web User Interface \(UI\)](#)
- [4 Adding the Web UI to the Home Screen](#)
- [5 Use Browse screen to select Radio Station](#)
- [6 Playing screen](#)
- [7 Documents / Resources](#)
- [8 Related Posts](#)



PolyVection CORE32 Gateway



Wiring



Use supplied RJ-45 cable to connect directly to router




Use supplied DC jack cable to connect to USB 5 V DC @ 2.0 Amp Supply *(not supplied)*

Package Contents

- 1 x CORE32
- 1 x DC Plug to USB-A cable
- 1 x RJ-45 cable
- 1 x Quick Start Guide

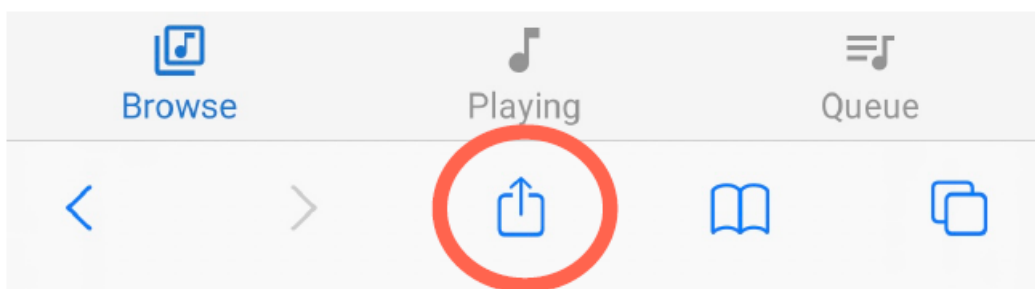
Accessing the Web User Interface (UI)

Use QR code

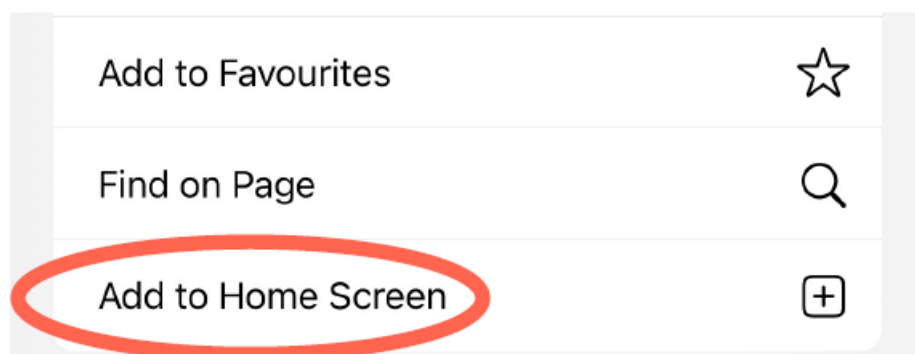


Adding the Web UI to the Home Screen

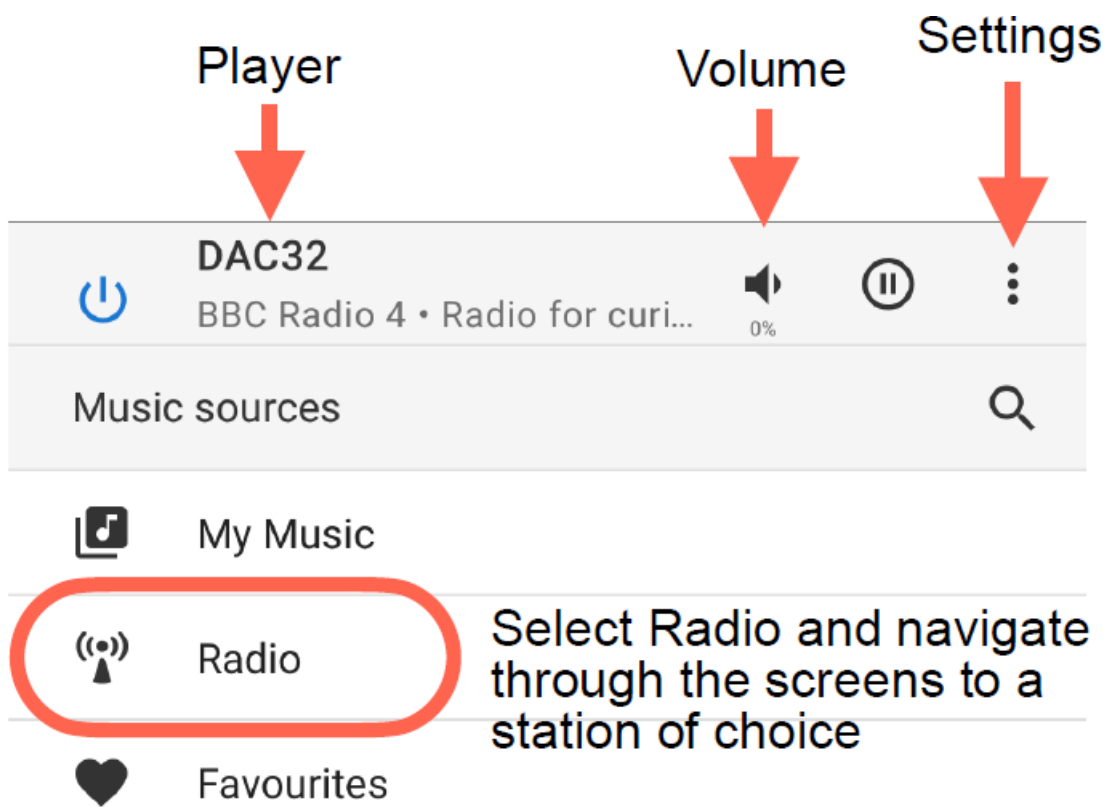
Once the browser window is open, it can be added to Home Screen. Example shown is for an iOS device



Now click on Send symbol (circled) and scroll down to Add to Home Screen



Use Browse screen to select Radio Station



Go to Settings > Information to find DHCP allocated IP address

Select 'Play now' from pop-up

Select
'Play
now'
from
pop-up



Playing screen

This will display selected Radio Station



IMPORTANT: PLEASE RETAIN THIS INFORMATION FOR FUTURE REFERENCE.

Warnings

- Any external power supply used with CORE32 shall comply with relevant regulations and standards applicable in the country of intended use. The power supply should provide 5V DC and a rated current of 1.5A.

Instructions for safe use


- Do not expose this product to water, moisture or heat from any source; it is designed for reliable operation at normal room temperatures. Do not cover during use.

This product should not be disposed with other household wastes throughout the EU. To prevent possible harm to the environment or human health from uncontrolled waste disposal, recycle it responsibly. To return your used device, please use the return and collection systems or contact the retailer where the product was purchased. They can take this product for environmental safe recycling. For all compliance certificates, numbers and RoHs declaration, please visit www.polyvection.com/compliance.

Deutsch Compliance WICHTIG: BITTE BEWAHREN SIE DIESE INFORMATIONEN FÜR ZUKÜNFTIGEN BEZUG

AUF.

Documents / Resources

 <p>CORE32 Quick Start Guide Important Product Information</p> <p>Issue 1 - July 2021</p>	<p>PolyVection CORE32 Gateway [pdf] User Guide CORE32, Gateway</p>
--	--

Manuals+.