



Polyhex Technology Portal Series Gateway User Guide

[Home](#) » [Polyhex Technology](#) » Polyhex Technology Portal Series Gateway User Guide 

Contents

- [1 Polyhex Technology Portal Series Gateway](#)
- [2 Instructions](#)
 - [2.1 How to Download](#)
 - [2.2 Connections](#)
- [3 BT KEY](#)
 - [3.1 Hotspot Connection](#)
 - [3.2 Wifi Connections](#)
- [4 Fcc Statement](#)
- [5 Documents / Resources](#)
- [6 Related Posts](#)

POLYHEX

Polyhex Technology Portal Series Gateway



Instructions

How to Download



1

Download Helium App and create a Helium Wallet.

Connections



2

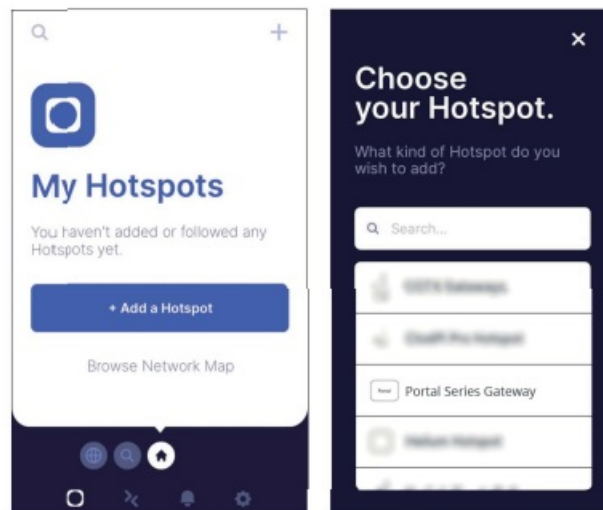
BT KEY



3

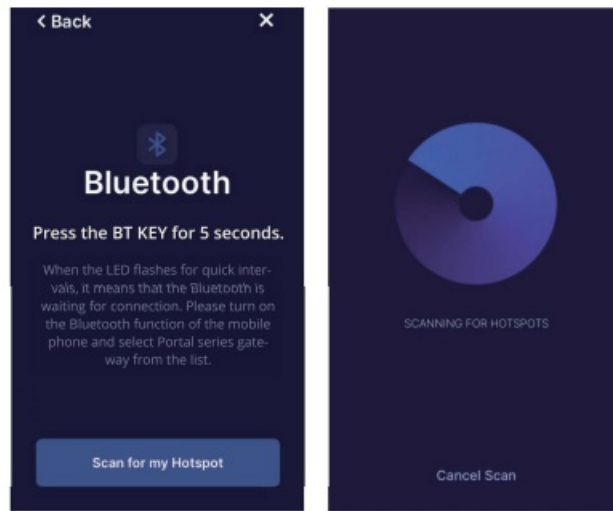
Press the BT KEY for 5s until the LED flashes for quick intervals.

Hotspot Connection



4

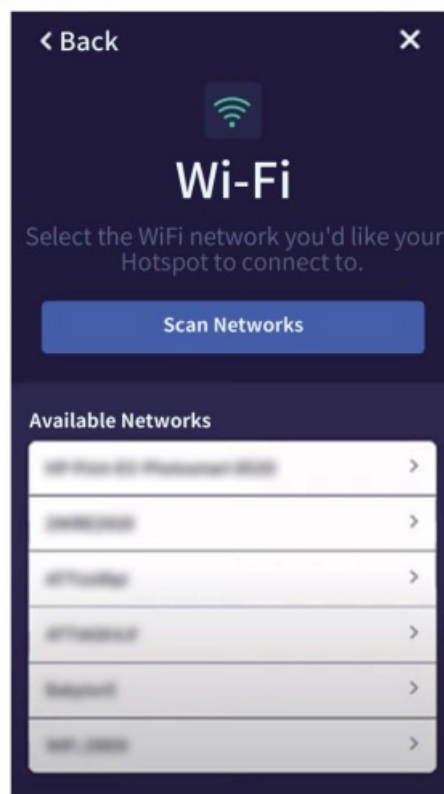
Add hotspot to the Helium app by choosing Portal series gateway from the list.



5

Connect to your Portal seriesmgateway by pairing with the Bluetooth scan option.

Wifi Connections



6

Select your WiFi connection and enter WiFi password to connect to the network.

Fcc Statement

FCC Warning:

This equipment has been tested and found to comply with the limits for a Class B digital device, pursuant to part 15 of the FCC Rules. These limits are designed to provide reasonable protection against harmful interference in a residential installation. This equipment generates, uses and can radiate radio frequency energy and, if not installed and used in accordance with the instructions, may cause harmful interference to radio communications. However, there is no guarantee that interference will not occur in a particular installation. If this equipment does cause harmful interference to radio or television reception, which can be determined by turning the equipment off and on, the user is encouraged to try to correct the interference by one or more of the following measures:


- Reorient or relocate the receiving antenna.
- Increase the separation between the equipment and receiver.
- Connect the equipment into an outlet on a circuit different from that to which the receiver is connected.
- Consult the dealer or an experienced radio/TV technician for help.

Caution: Any changes or modifications to this device not explicitly approved by manufacturer could void your authority to operate this equipment.

This device complies with part 15 of the FCC Rules. Operation is subject to the following two conditions:

1. This device may not cause harmful interference, and (2) this device must accept any interference received, including interference that may cause undesired operation.
2. This equipment complies with FCC radiation exposure limits set forth for an uncontrolled environment. This equipment should be installed and operated with minimum distance 20cm between the radiator and your body

Documents / Resources

	Polyhex Technology Portal Series Gateway [pdf] User Guide PORTAL-A, PORTALA, 2A4SS-PORTAL-A, 2A4SSPORTALA, Portal Series Gateway, Portal Series, Gateway
---	---