

Polybird P53 Round End Table



Polybird P53 Round End Table Installation Guide

[Home](#) » [Polybird](#) » Polybird P53 Round End Table Installation Guide 

Contents

- [1 Polybird P53 Round End Table](#)
- [2 Specifications](#)
- [3 Parts Overview](#)
- [4 Assembly Instructions](#)
- [5 FAQ](#)
- [6 Documents / Resources](#)
 - [6.1 References](#)

Polybird 

Polybird P53 Round End Table



Specifications

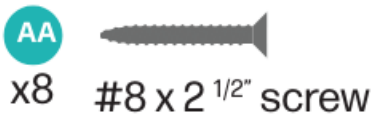
Product	Round End Table
Model	P53
Tools Required	Screwdriver (not provided)
Hardware Included	#8 x 2 1/2" screws (Quantity: 8)

TOOLS



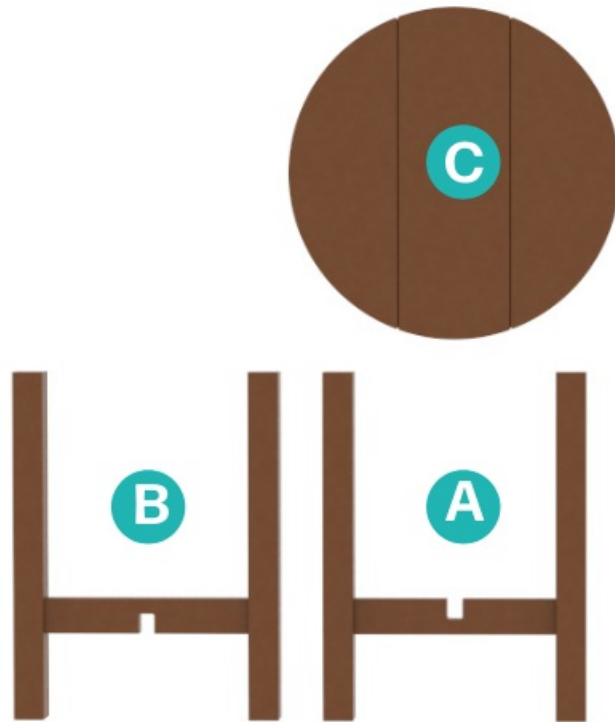
Screwdriver
(not provided)

HARDWARE



Parts Overview

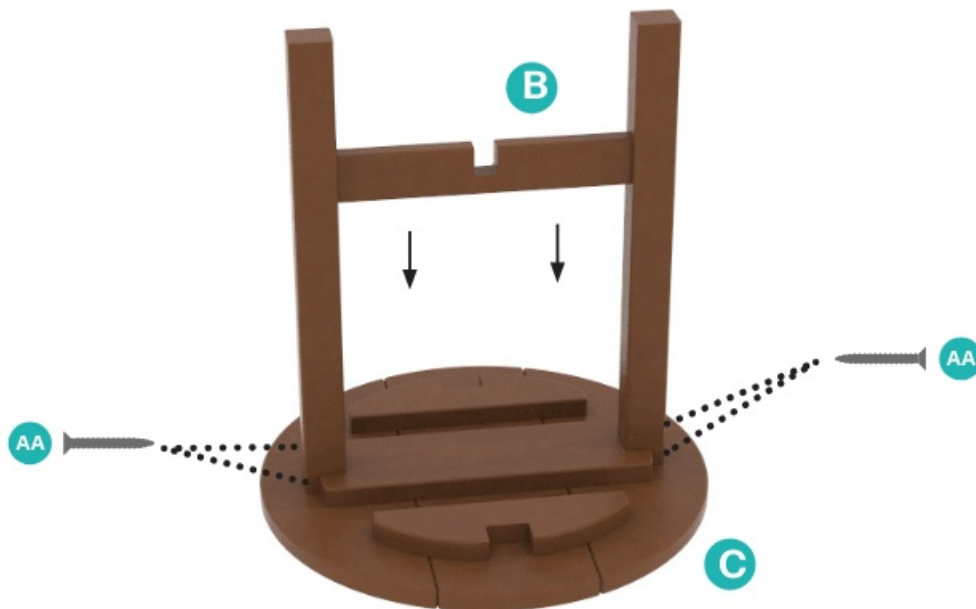
- **Part A** – Table Legs (2 pieces)
- **Part B** – Table Legs with Crossbrace (2 pieces)
- **Part C** – Tabletop (1 piece)



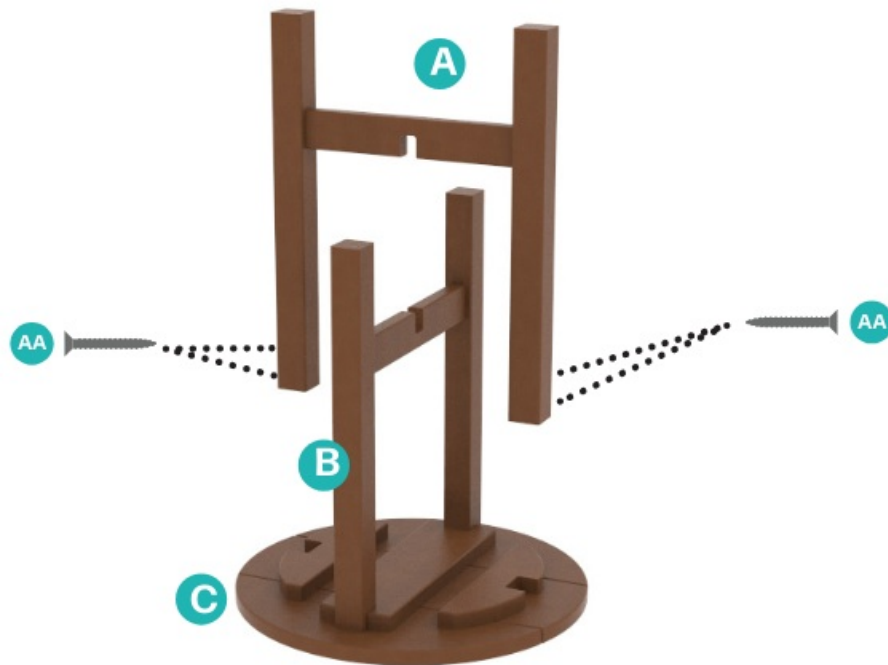
Assembly Instructions

Note before starting: Wait until the whole piece is assembled to tighten the screws completely.

1. **Attaching the Legs:** Slide legs of part B into notches on the bottom of tabletop part C using two #8 x 2 1/2" screws (AA) per leg.



2. **Completing the Frame:** Repeat step 1 for part A, fitting into notches in the tabletop and in the crossbrace on part B.



FAQ

What tools do I need to assemble the table?

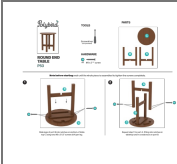
You will need a screwdriver, which is not provided with the hardware.

Should I fully tighten the screws as I attach each part?

No, you should wait until the entire piece is assembled before fully tightening the screws to ensure proper alignment and stability.

How many screws are used for each leg?

Each leg is attached using two #8 x 2 1/2



[Polybird P53 Round End Table](#) [pdf] Installation Guide
P53 Round End Table, P53, Round End Table, End Table, Table

References

- [User Manual](#)

[Manuals+](#), [Privacy Policy](#)

This website is an independent publication and is neither affiliated with nor endorsed by any of the trademark owners. The "Bluetooth®" word mark and logos are registered trademarks owned by Bluetooth SIG, Inc. The "Wi-Fi®" word mark and logos are registered trademarks owned by the Wi-Fi Alliance. Any use of these marks on this website does not imply any affiliation with or endorsement.