



poly Sync 20 Series 216867-01 Microsoft Teams USB-A & Bluetooth Smart Speakerphone User Guide

[Home](#) » [Poly](#) » poly Sync 20 Series 216867-01 Microsoft Teams USB-A & Bluetooth Smart Speakerphone User Guide 



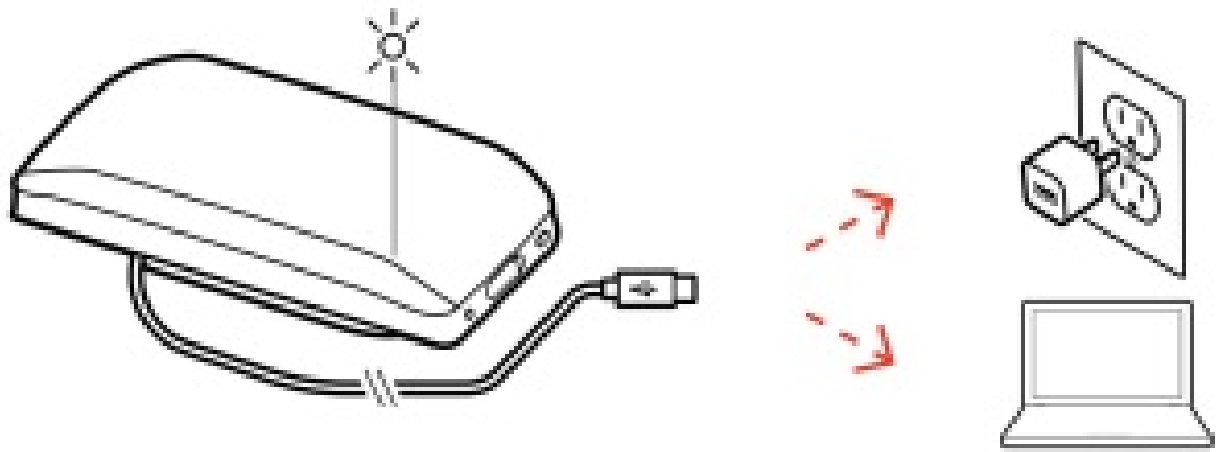
QUICK START POLY SYNC 20 SERIES

Contents

- [1 FIRST-TIME USE](#)
- [2 CHARGE YOUR PHONE](#)
- [3 CHARGE YOUR SPEAKERPHONE](#)
- [4 CUSTOMIZE YOUR SPEAKERPHONE](#)
- [5 Documents / Resources](#)
- [6 Related Posts](#)

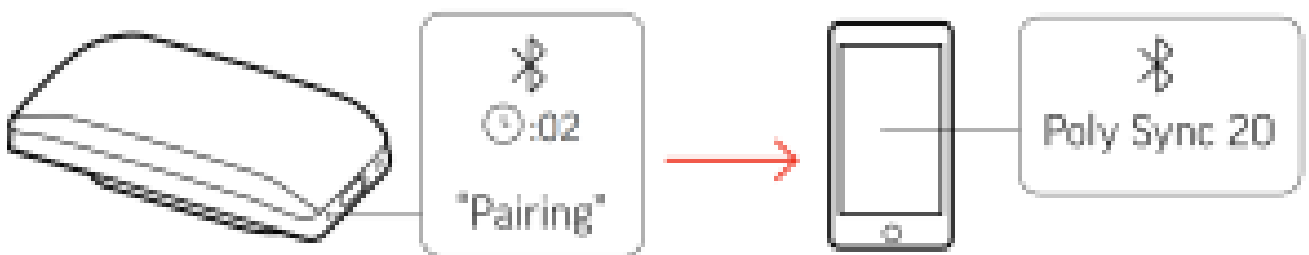
FIRST-TIME USE

Activate by connecting the USB cable to the power source until LEDs light up



Choose from 3 different setups (1, 2, or 3)

1. MOBILE SETUP (PAIR)



2. CORDED SETUP



3. USB ADAPTER SETUP

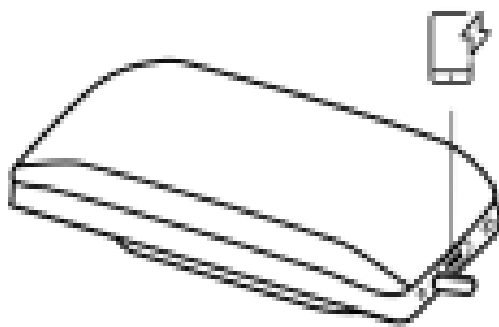
(Poly Sync 20+ only)




CHARGE YOUR PHONE

With your speakerphone powered on, connect your phone.*


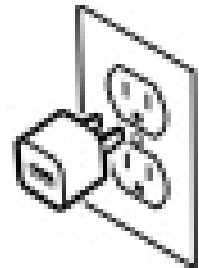
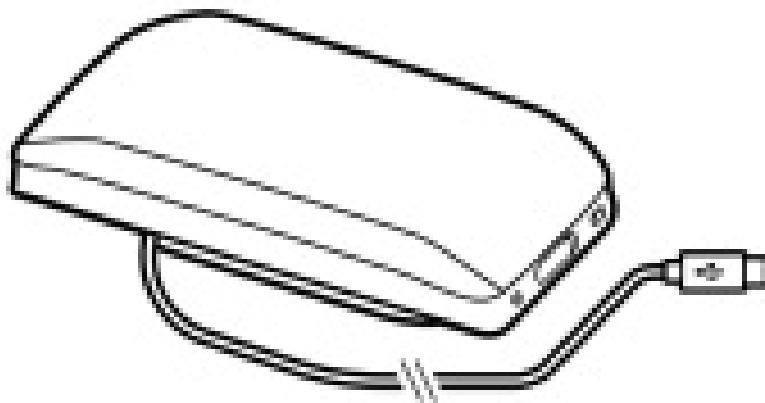
*Speakerphone battery level must be medium or higher. The connection provides power only.



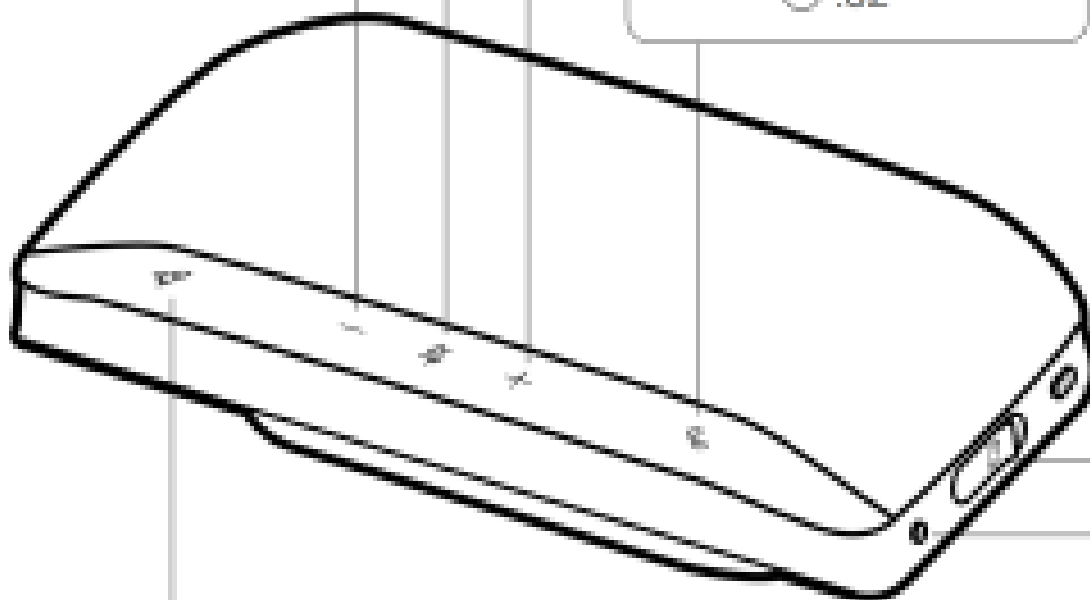
Cable not provided



CHARGE YOUR SPEAKERPHONE



📞 / Siri
Google Assistant
⌚ :02




🔊 Play/pause (default)

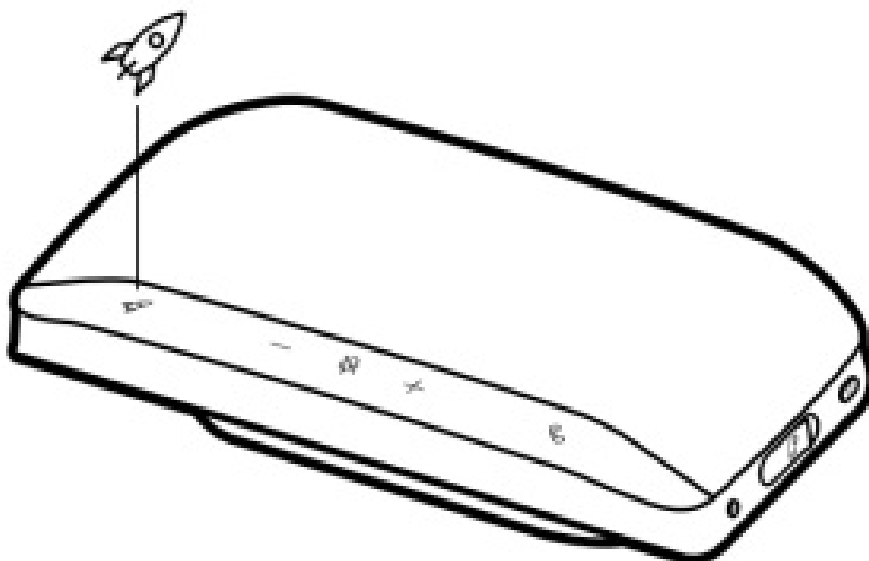


poly.com/support

CUSTOMIZE YOUR SPEAKERPHONE

Configure your Rocket  button feature in Poly Lens Desktop App.
Choose from play/pause music (default), device status check, and more.

↓
poly.com/lens



© 2021 Plantronics, Inc. All rights reserved.

Poly, the propeller design, and the Poly logo are trademarks of Plantronics, Inc.
Bluetooth is a registered trademark of Bluetooth SIG, Inc. and any use by Plantronics, Inc. is under license. All other trademarks are the property of their respective owners.

Manufactured by Plantronics, Inc.


215633-03 Rev C 02.21

Model ID: SY20/SY20-M USB-A/USB-C (may be followed by /BT600 or /BT600C)



Recyclable where facilities

Documents / Resources

	<p>poly Sync 20 Series 216867-01 Microsoft Teams USB-A & Bluetooth Smart Speakerphone [pdf] User Guide</p> <p>Sync 20 Series, 216867-01, Microsoft Teams USB-A Bluetooth Smart Speakerphone</p>
---	---